



US00D425120S

United States Patent [19] Ramil

[11] **Patent Number: Des. 425,120**

[45] **Date of Patent: ** May 16, 2000**

[54] **WRITING INSTRUMENT**

[75] **Inventor: José Navarro Ramil, Hamburg, Germany**

[73] **Assignee: Sanford roting Holding GmbH, Hamburg, Germany**

[**] **Term: 14 Years**

[21] **Appl. No.: 29/107,142**

[22] **Filed: Jun. 28, 1999**

[30] **Foreign Application Priority Data**

Jan. 20, 1999 [XH] Hague Agreement DM/046-701

[51] **LOC (7) Cl. 19-06**

[52] **U.S. Cl. D19/49; D19/48; D19/51; D19/56**

[58] **Field of Search D19/35, 36, 41-51, D19/53-58, 81-85; 401/99, 100, 109, 110, 116, 209, 88, 6, 7; 24/10 R, 11 R, 11 PP, 11 P**

[56] **References Cited**

U.S. PATENT DOCUMENTS

D. 99,346 4/1936 Deli D19/51

- D. 112,750 12/1938 Blake D19/48
- D. 143,051 11/1945 Waldinger D19/49
- D. 207,190 3/1967 Darst D19/49
- D. 256,593 8/1980 Massoni et al. D19/49
- D. 257,465 10/1980 Zierhut D19/51

Primary Examiner—Martie K. Holtje
Attorney, Agent, or Firm—Marshall, O’Toole, Gerstein, Murray & Borun



[57] **CLAIM**

The ornamental design for a “writing instrument,” as shown and described.

DESCRIPTION

FIG. 1 is a front elevational view showing my new design; FIG. 2 is a rear elevational view thereof; FIG. 3 is a right side elevational view thereof; FIG. 4 is a left side elevational view thereof; FIG. 5 is a bottom plan view thereof; and, FIG. 6 is a top plan view thereof.

1 Claim, 1 Drawing Sheet






Fig. 1




Fig. 2




Fig. 3




Fig. 4

Fig. 5

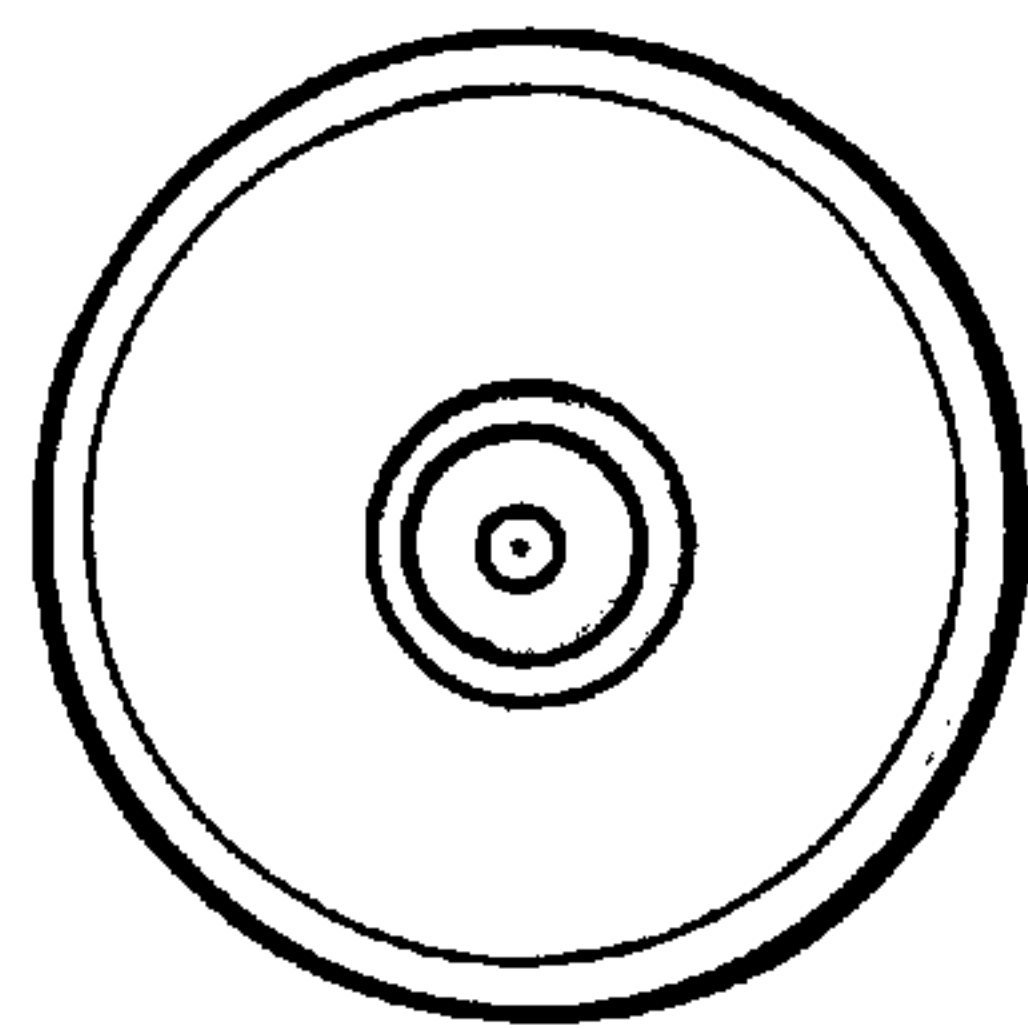


Fig. 6

