



US00D425118S

United States Patent [19]

[11] **Patent Number: Des. 425,118**

Platts et al.

[45] **Date of Patent: ** May 16, 2000**

[54] **WRITING INSTRUMENT**

[76] Inventors: **Andrew J. Platts**, 17644 Wildridge Dr., Chesterfield, Mo. 63005; **Mark G. Collins**, 3511 San Jose, St. Ann, Mo. 63074

[**] Term: **14 Years**

[21] Appl. No.: **29/102,189**

[22] Filed: **Mar. 19, 1999**

[51] **LOC (7) Cl.** **19-06**

[52] **U.S. Cl.** **D19/42; D19/46; D19/54**

[58] **Field of Search** D19/35, 36, 41-51, D19/53-58, 81-85; 401/6, 7, 88, 209, 52, 195; 40/334, 335, 618; 434/156, 159, 160, 163, 167, 172-174, 184, 402

[56] **References Cited**

U.S. PATENT DOCUMENTS

D. 106,459	10/1937	Sumi	D19/36
D. 308,890	6/1990	Wang	D19/57
407,374	7/1889	Smith .	
1,391,986	9/1921	Smith	434/402
1,965,068	7/1934	Chesler .	
2,339,514	1/1944	Ponath .	
2,357,940	9/1944	Du Lude .	
2,577,259	12/1951	Millington .	
2,682,123	6/1954	Fredrickson	40/334
2,702,439	2/1955	Swensson .	
2,751,700	6/1956	Danjczek .	
2,952,923	9/1960	Calabrese	434/163
3,123,291	3/1964	Madry .	

4,123,853	11/1978	Dickensheet	434/184
4,146,978	4/1979	Breslow .	
4,928,416	5/1990	Penno	40/618
4,948,284	8/1990	Lingott .	
4,983,062	1/1991	Hour .	
5,368,406	11/1994	Hanshaw .	

OTHER PUBLICATIONS

Key chains by Name Beads International brochure, Name Beads International, 1998.

Primary Examiner—Martie K. Holtje
Attorney, Agent, or Firm—Blackwell Sanders Peper Martin

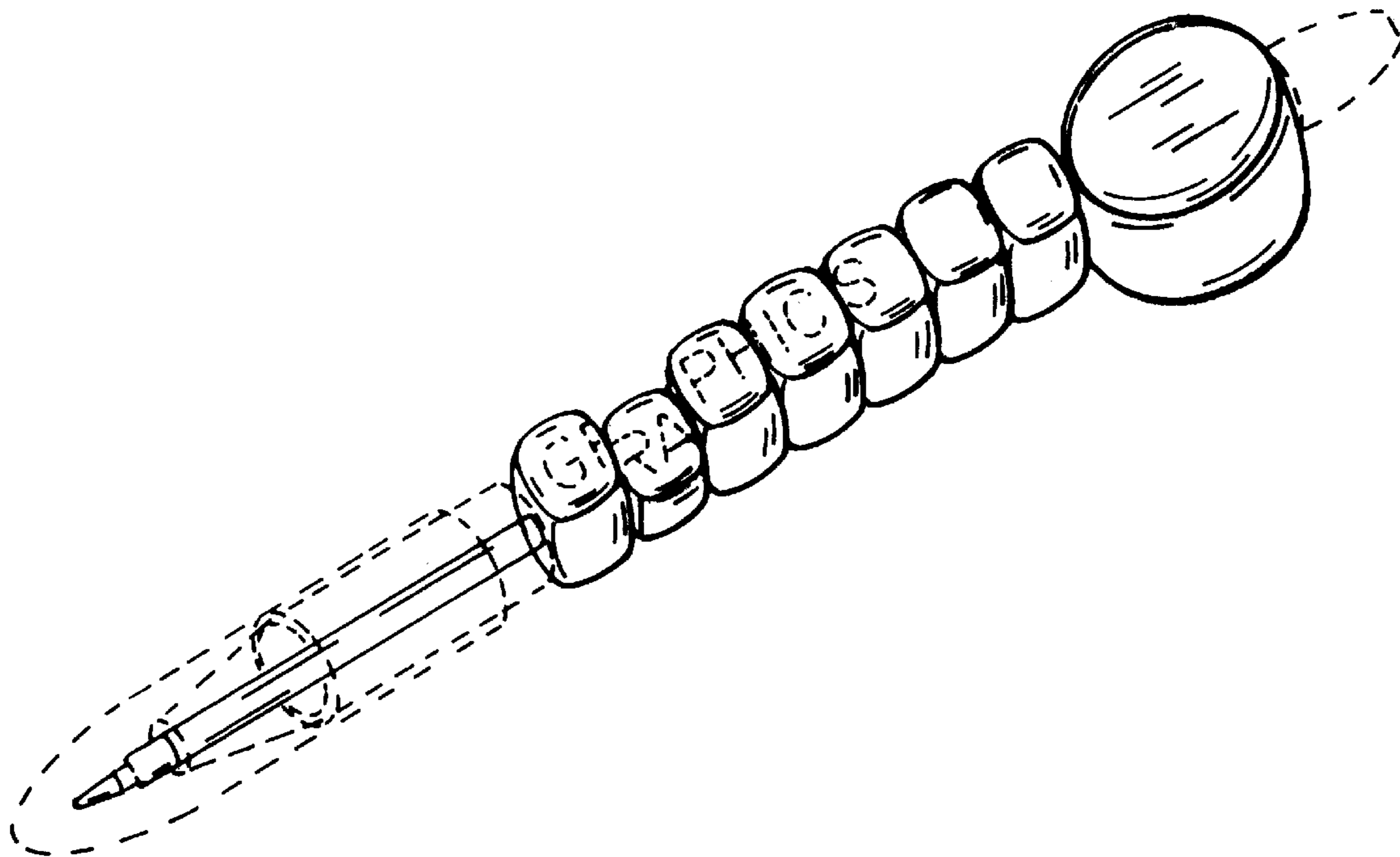
[57] **CLAIM**

The ornamental design for a writing instrument, as shown and described.

DESCRIPTION

FIG. 1 is a top perspective view of a writing instrument in accordance with our new design;
FIG. 2 is a top plan view thereof, the opposite side being a mirror image;
FIG. 3 is a front elevational view thereof, with the writing instrument rotated 90° with respect to the view in FIG. 2, and the opposite side being a mirror image;
FIG. 4 is an end elevational view thereof; taken from the left side of FIG. 3; and,
FIG. 5 is an opposite end elevational view thereof.
Throughout the drawings, the broken lines are shown for purposes of explanation only and form no part of the claimed design.

1 Claim, 2 Drawing Sheets



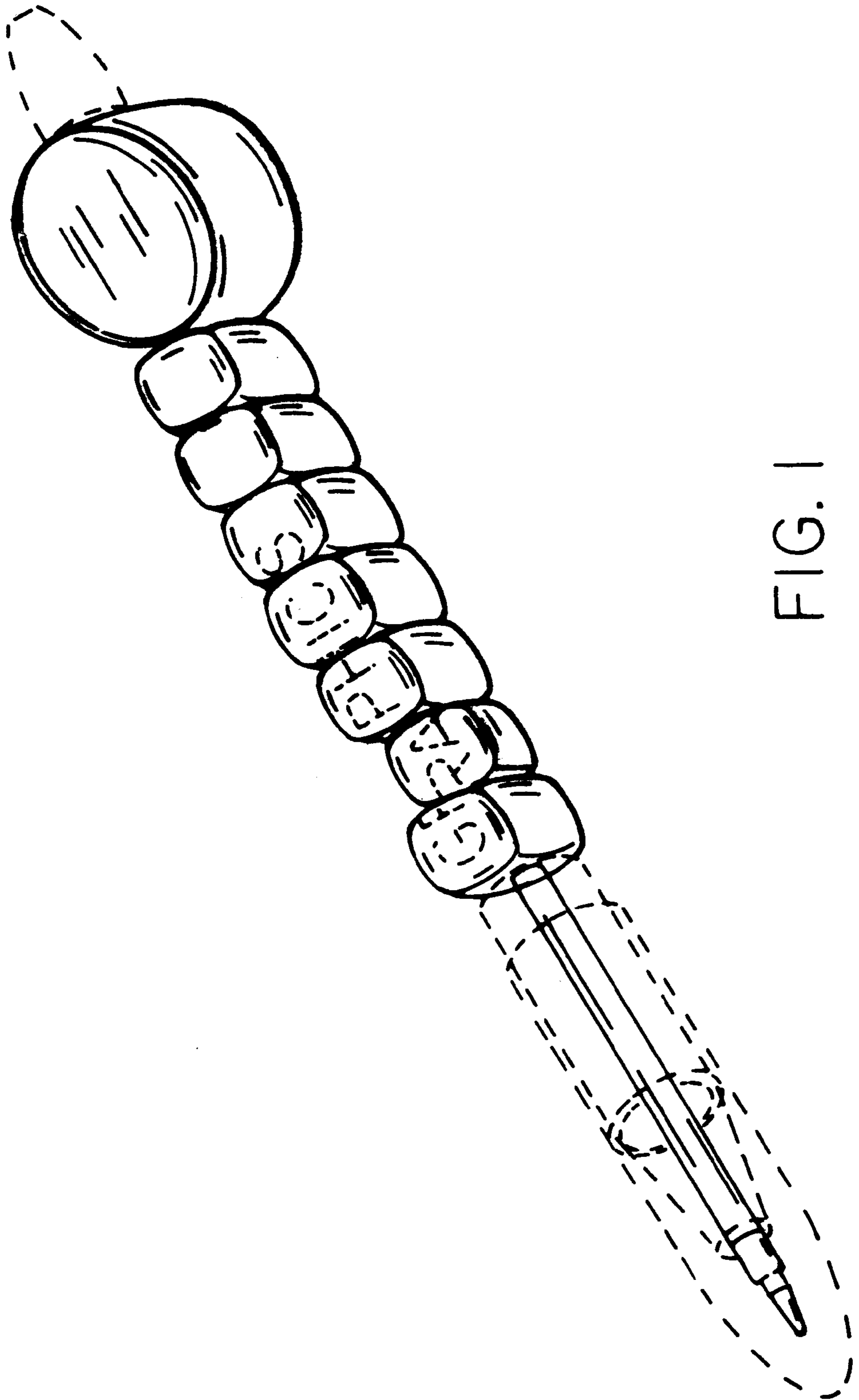


FIG. 1

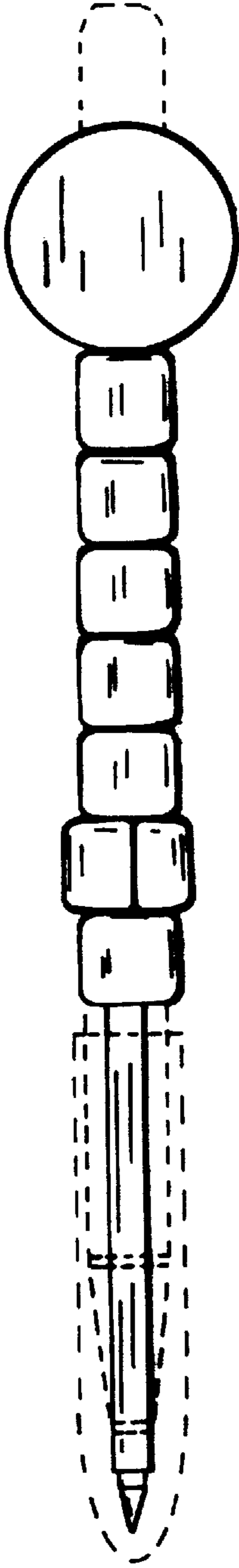


FIG. 2

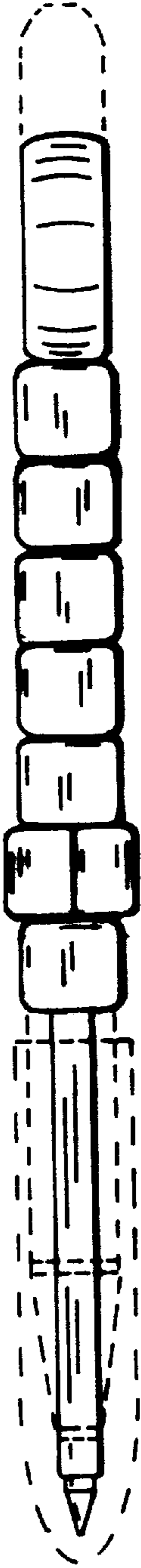


FIG. 3

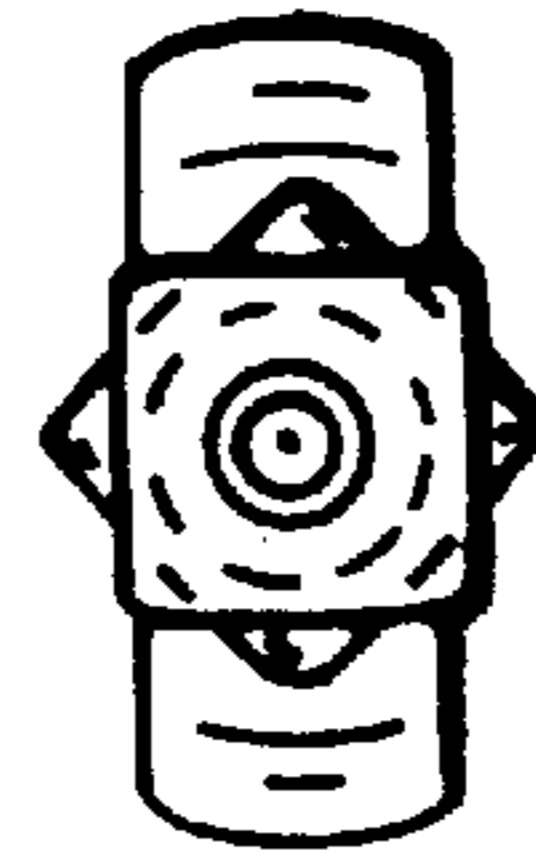


FIG. 4

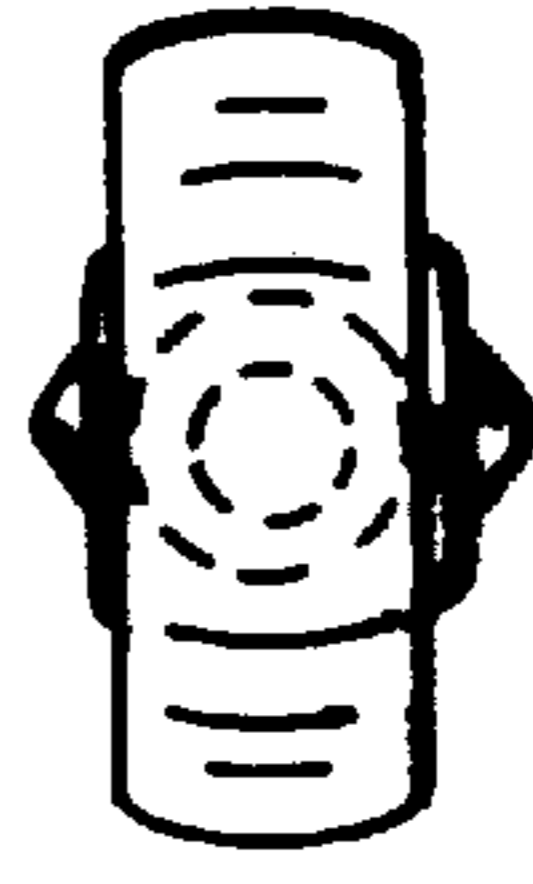


FIG. 5