



US00D425114S

# United States Patent [19]

[11] **Patent Number: Des. 425,114**

**Balzer et al.**

[45] **Date of Patent: \*\* May 16, 2000**

[54] **SQUARE FRAMED DECORATIVE CALENDAR**

D. 385,577 10/1997 Kennedy ..... D19/25  
884,086 4/1908 Graham ..... 40/121 X  
1,477,464 12/1923 Enright ..... 40/122

[76] Inventors: **Jerold B. Balzer**, 1606 - B Union St., San Francisco, Calif. 94123; **Robert J. Valentine**, 5538 Guadalupe Ct., Concord, Calif. 94521; **Greg R. Brandt**, 6849 Corte Munras, Pleafanton, Calif. 94566

### OTHER PUBLICATIONS

Miller Office Products Catalog, c1995, see circled calendar, upper left, p. 302.

*Primary Examiner*—Martie K. Holtje  
*Attorney, Agent, or Firm*—Lee G. Meyer; Patton Boggs, LLP

[\*\*] Term: **14 Years**

[21] Appl. No.: **29/111,297**

### [57] CLAIM

[22] Filed: **Sep. 22, 1999**

The ornamental design for a square framed decorative calendar, as shown and described.

[51] **LOC (7) Cl. .... 19-03**

### DESCRIPTION

[52] **U.S. Cl. .... D19/20; D19/25**

[58] **Field of Search** ..... D19/20, 21, 25; 40/107, 109, 110, 117, 118, 119, 120, 121, 122; 283/2; 281/7

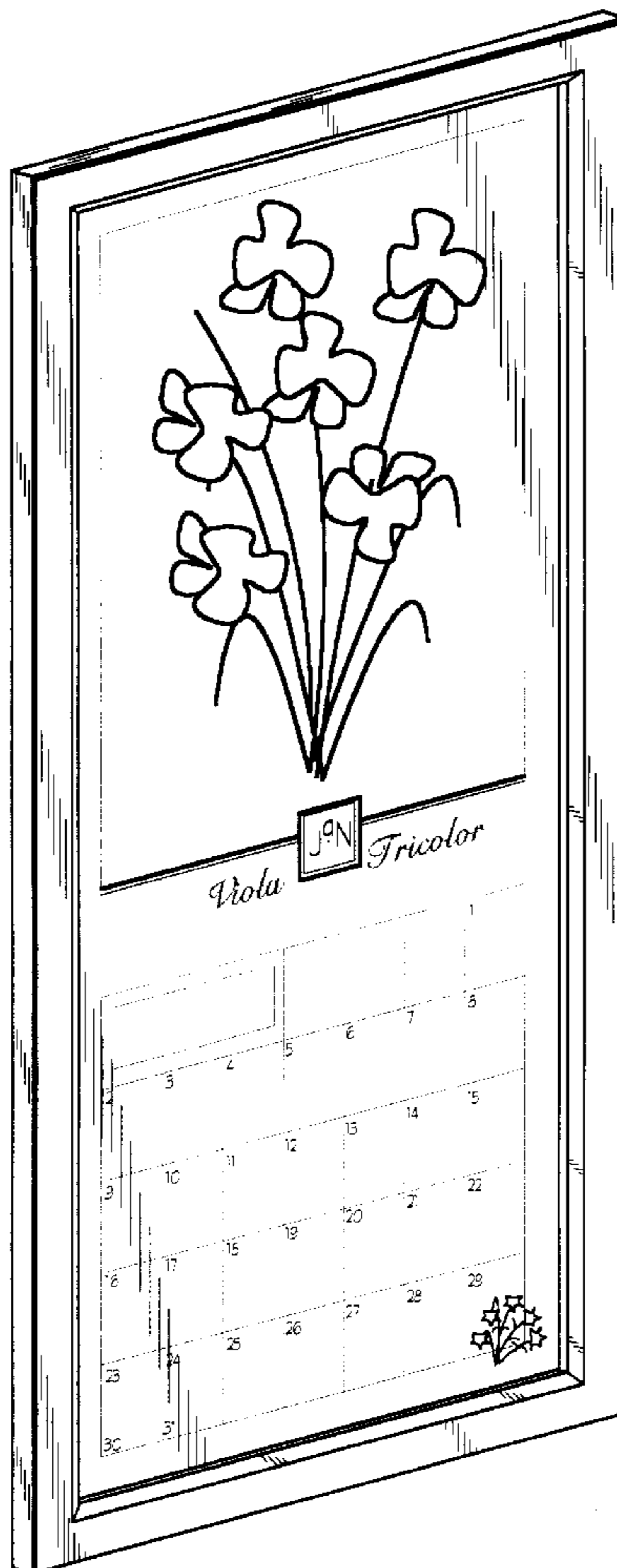
FIG. 1 is a front perspective view of a square framed decorative calendar showing our new design; FIG. 2 is a front elevational view; FIG. 3 is a top plan view, the bottom view being identical thereto; FIG. 4 is a rear elevational view; and, FIG. 5 is a side elevational view, the opposite side being a mirror image thereof.

### [56] References Cited

#### U.S. PATENT DOCUMENTS

D. 233,073 10/1974 Peters ..... D19/20  
D. 369,828 5/1996 Waldinger ..... D19/20  
D. 382,299 8/1997 Silvey ..... D19/20

**1 Claim, 2 Drawing Sheets**






Figure 1




Figure 2

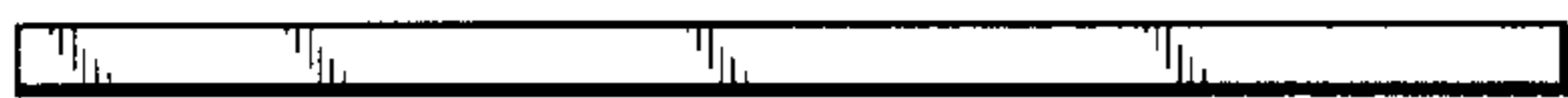



Figure 3



*Figure 4*



*Figure 5*