



US00D425077S

**United States Patent** [19]  
**Hamilton**

[11] **Patent Number: Des. 425,077**

[45] **Date of Patent: \*\* May 16, 2000**

[54] **CELLULAR HANDSET VEHICULAR ADAPTER**

[75] Inventor: **Lawrence E. Hamilton**, Mt. Prospect, Ill.

[73] Assignee: **T & M Antennas**, Vernon Hills, Ill.

[\*\*] Term: **14 Years**

[21] Appl. No.: **29/106,826**

[22] Filed: **Jun. 21, 1999**

[51] **LOC (7) Cl.** ..... **14-03**

[52] **U.S. Cl.** ..... **D14/253**

[58] **Field of Search** ..... D14/137, 138, D14/148, 147, 149-151, 140-142, 240, 241, 251, 253; 379/433-436, 419, 420, 428, 440, 454, 455, 446, 447; D13/107, 108; 320/110, 113, 114, 115

[56] **References Cited**

**U.S. PATENT DOCUMENTS**

D. 284,958	8/1986	Tsuji	.....	D13/108
D. 358,154	5/1995	Jondelius	.....	D14/253
D. 365,106	12/1995	Haltof	.....	D14/253
D. 369,797	5/1996	Hillier et al.	.....	D14/149
D. 375,486	11/1996	Shinano	.....	D14/107
D. 376,585	12/1996	Wathen et al.	.....	D14/107
D. 379,819	6/1997	Kelley et al.	.....	D14/253

D. 398,927	9/1998	Read et al.	.....	D14/149
D. 412,910	8/1999	Peiker	.....	D14/253
5,142,573	8/1992	Umezawa	.....	379/454
5,282,246	1/1994	Yang	.....	379/455
5,535,274	7/1996	Braitberg et al.	.....	379/446
5,828,750	10/1998	Perala	.....	379/446

*Primary Examiner*—Jeffrey Asch  
*Attorney, Agent, or Firm*—Greer, Burns & Crain, Ltd.

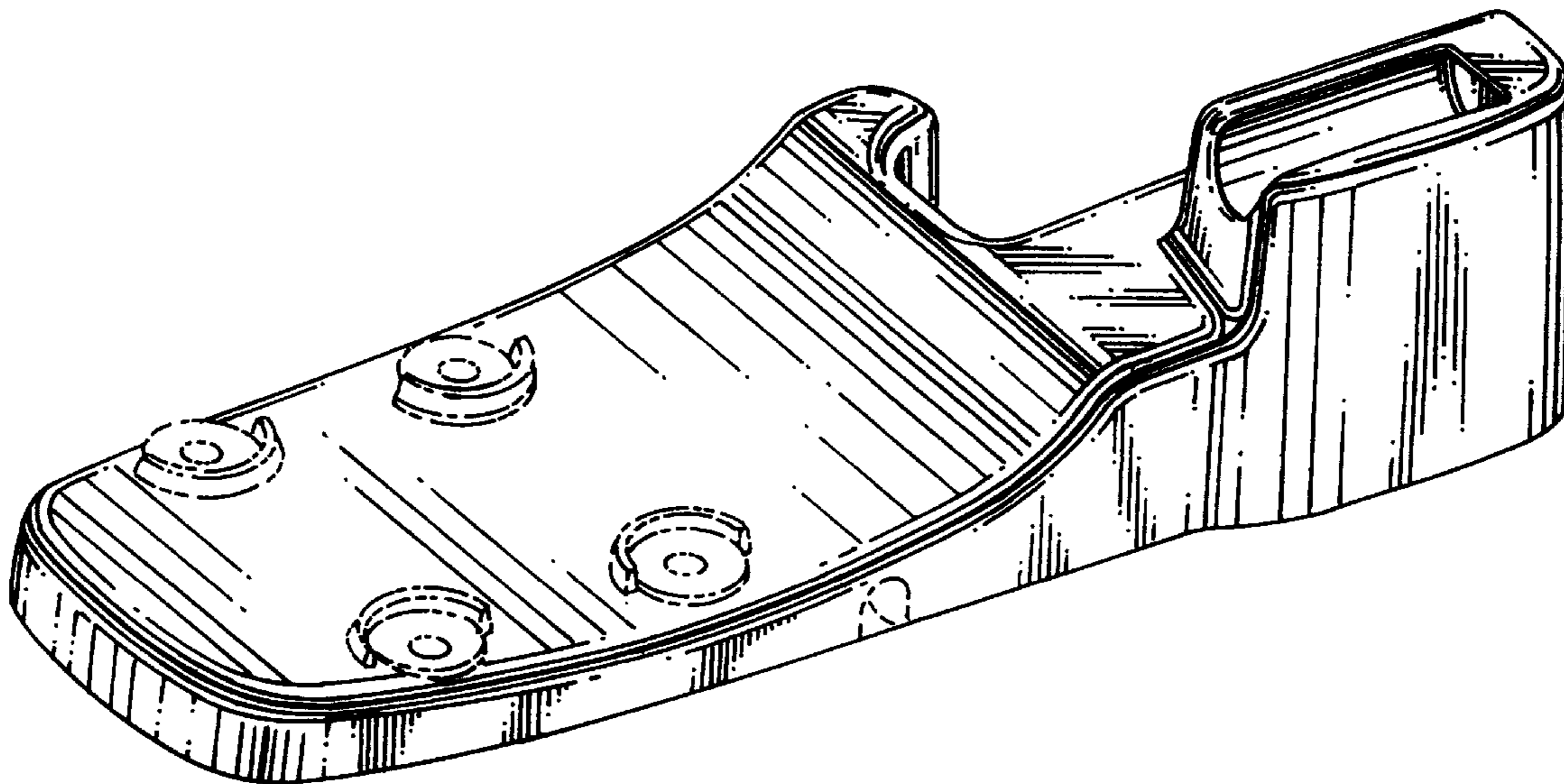
[57] **CLAIM**

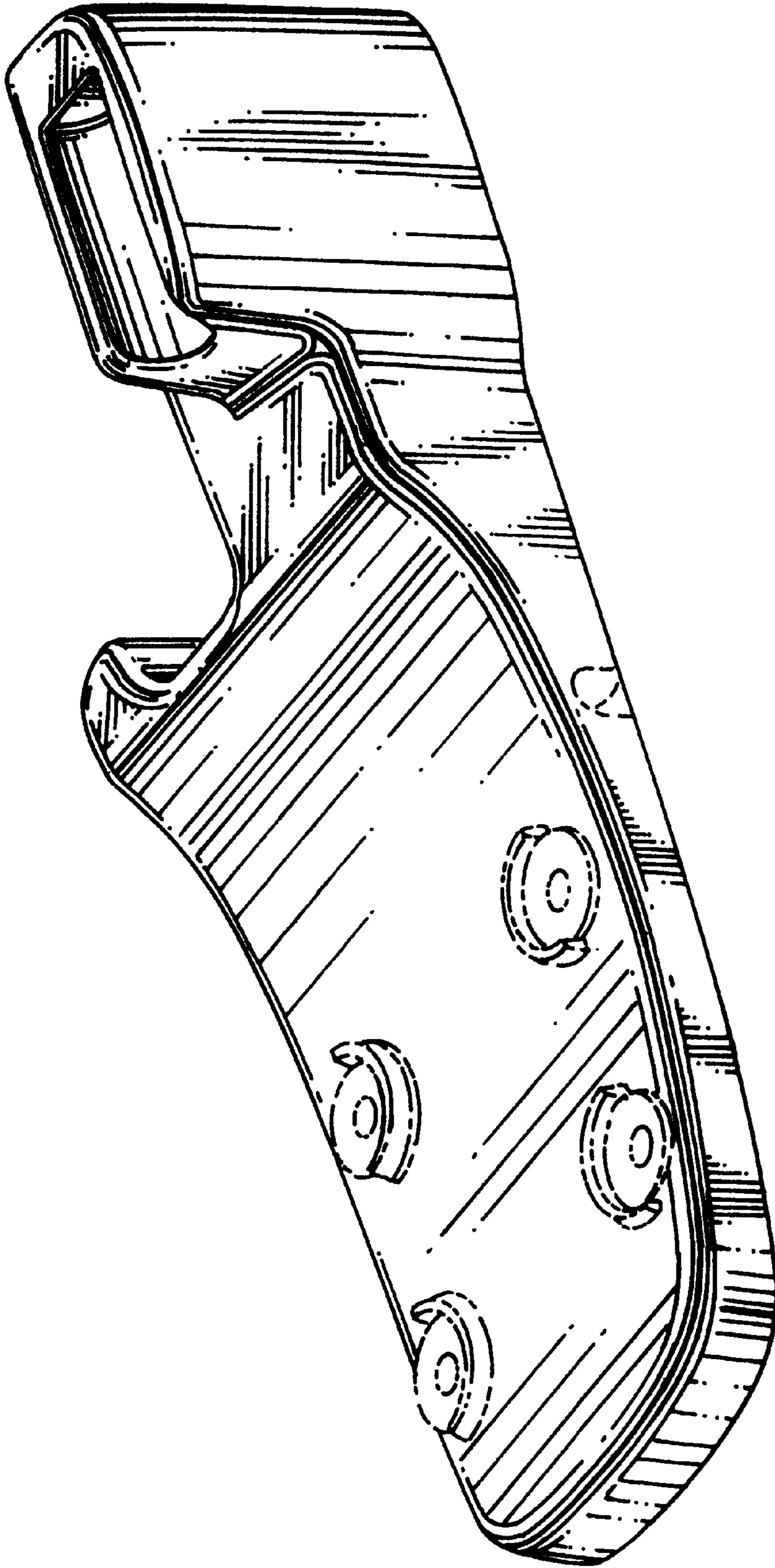
The ornamental design for a cellular handset vehicular adapter, as shown and described.

**DESCRIPTION**

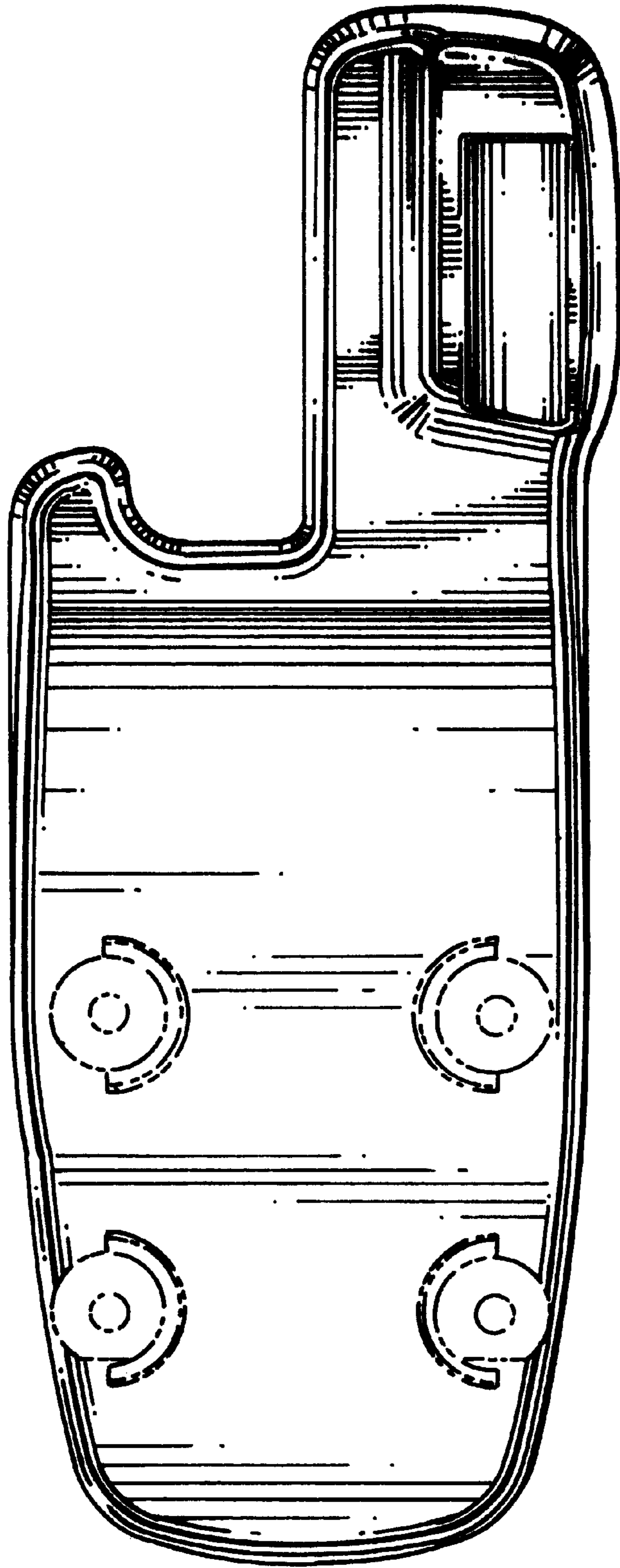
FIG. 1 is a top perspective view of the present new design of a cellular handset vehicular adapter; FIG. 2 is a top plan view thereof; FIG. 3 is a bottom plan view of the present cellular handset vehicular adapter; FIG. 4 is a left side elevational view of same; FIG. 5 is a right side elevational view of the present invention; FIG. 6 is a front elevational view of the present adapter; and, FIG. 7 is a rear elevational view of same. It should be noted that the broken lines showing the screw holes, the strengthening ribs, and the wire passages are for illustrative purposes only and form no part of the claimed design.

**1 Claim, 5 Drawing Sheets**

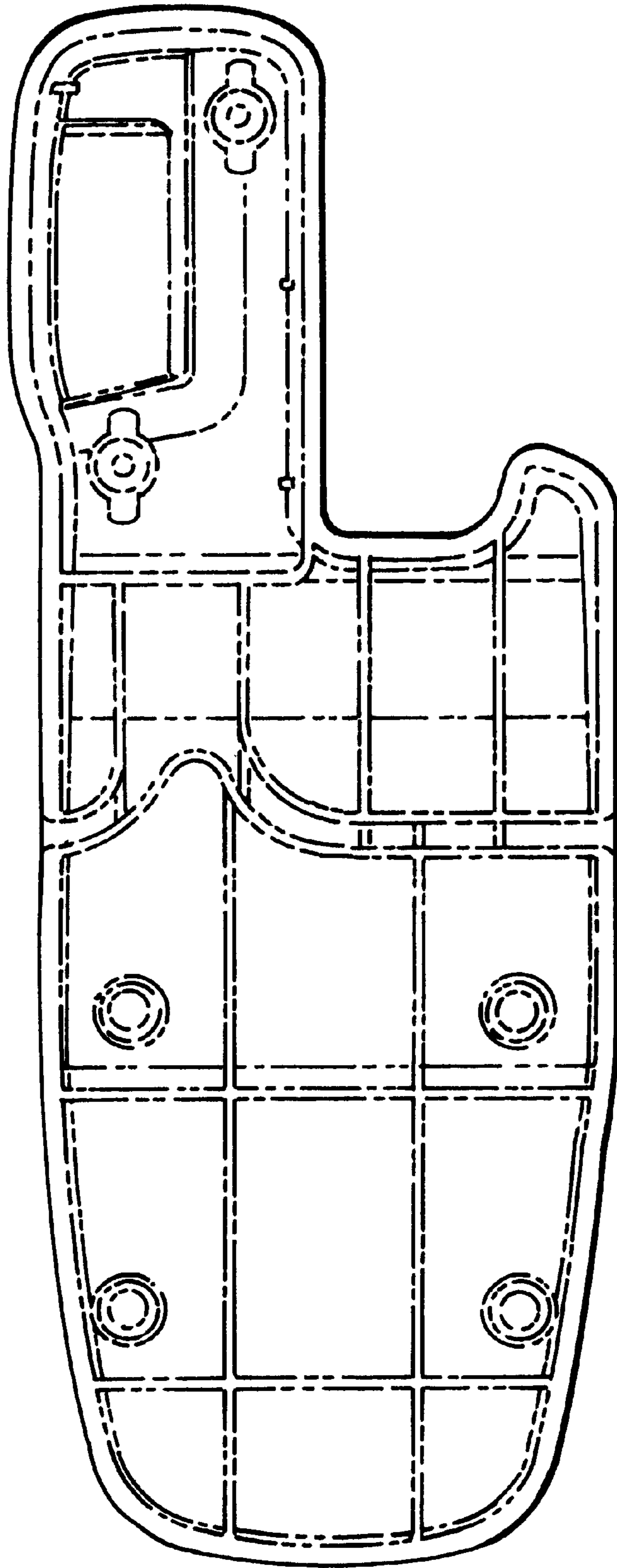




**Fig. 1**



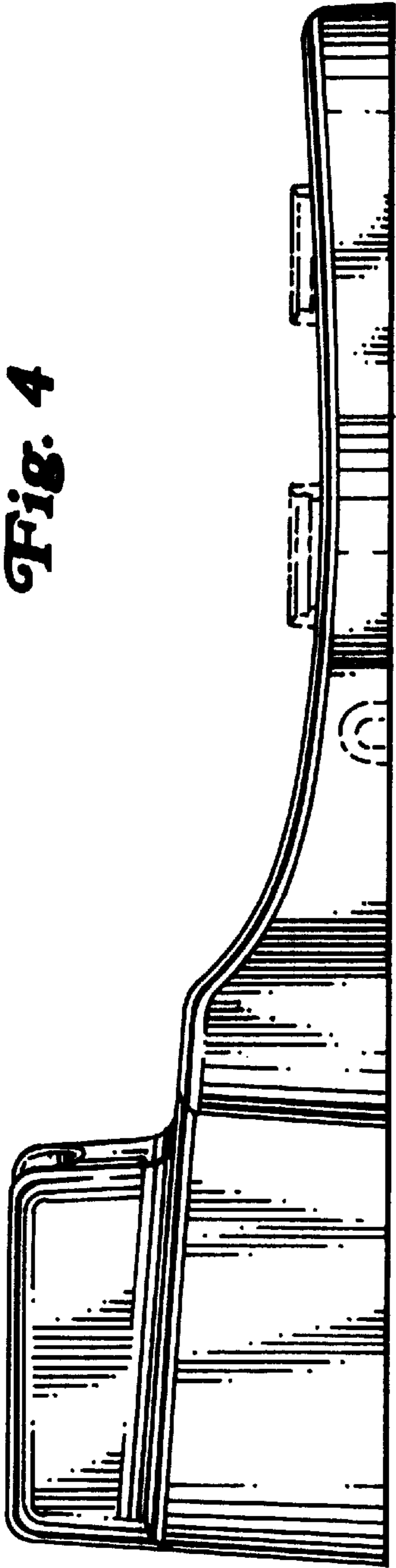
**Fig. 2**



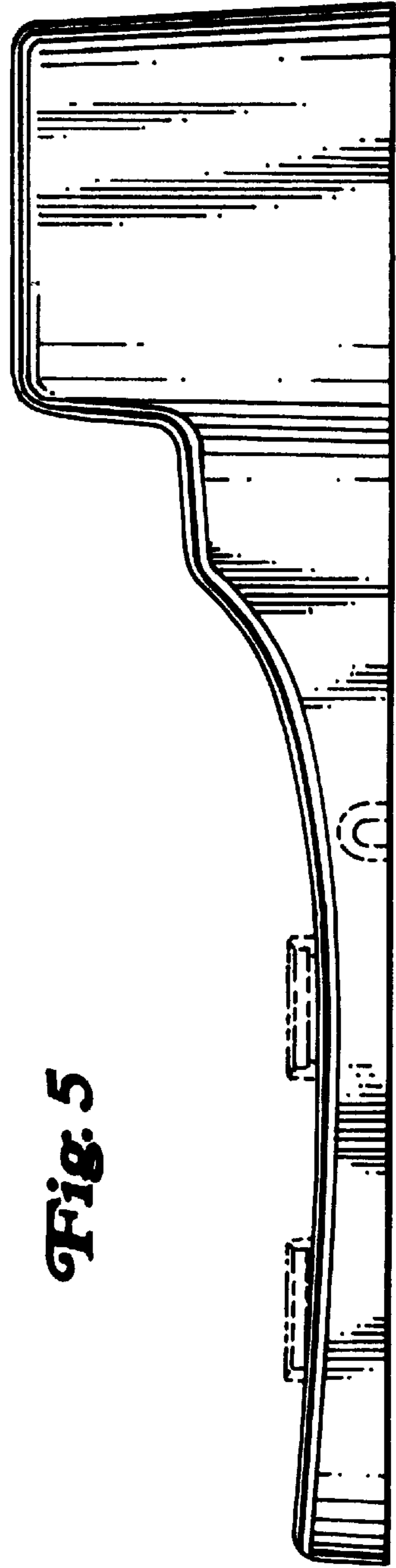
**Fig. 3**



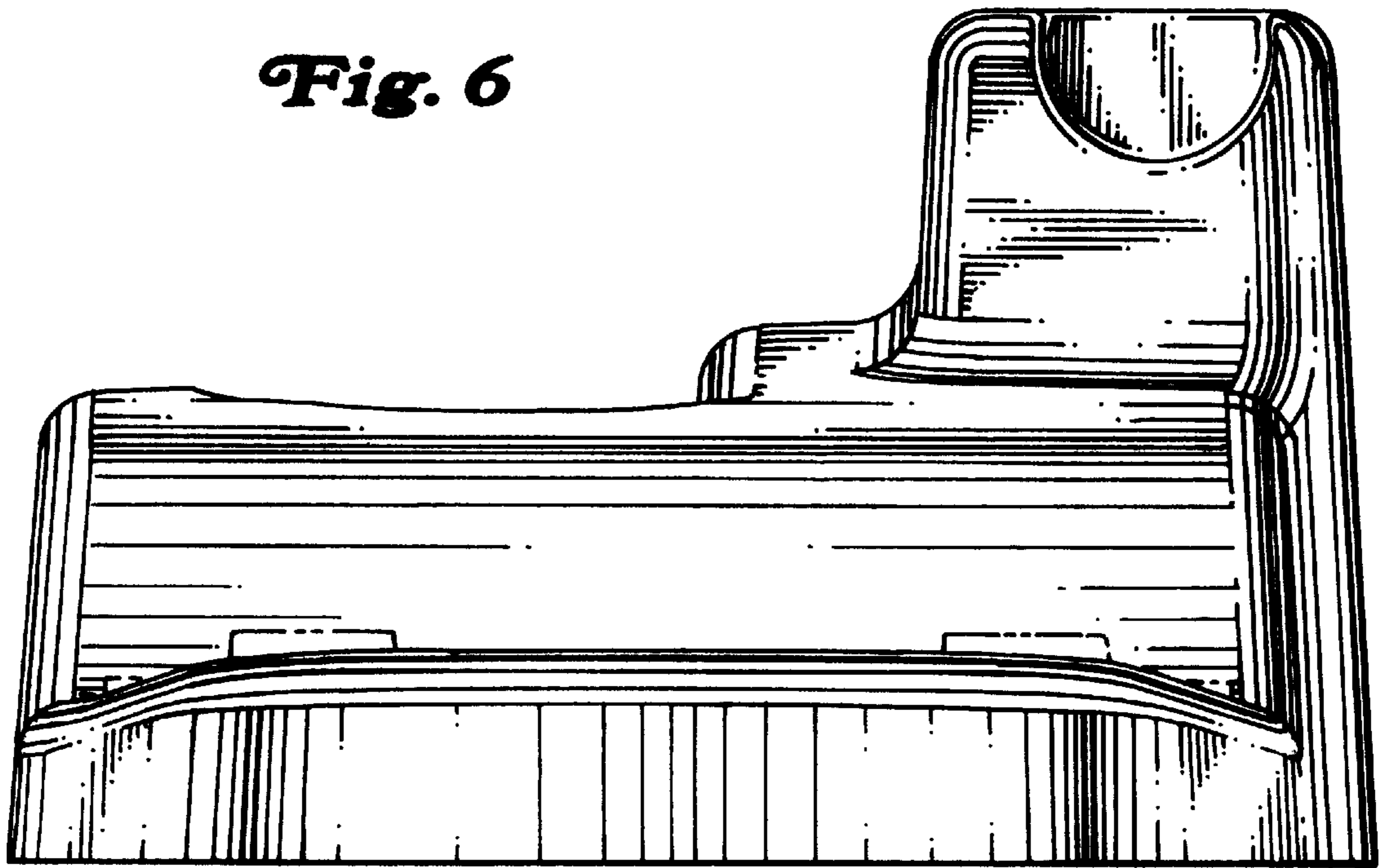
**Fig. 4**



**Fig. 5**



**Fig. 6**



**Fig. 7**

