



US00D425076S

# United States Patent [19] Richter

[11] Patent Number: Des. 425,076

[45] Date of Patent: \*\* May 16, 2000

[54] MOBILE PHONE HOLDER

[76] Inventor: **Herbert Richter**, Drosselweg 8, 75331, Engelbrand, Germany

[\*\*] Term: **14 Years**

[21] Appl. No.: **29/106,563**

[22] Filed: **Jun. 16, 1999**

[51] LOC (7) Cl. .... **14-03**

[52] U.S. Cl. .... **D14/253**

[58] Field of Search ..... D14/137, 138, D14/148, 147, 149-151, 140-142, 240, 241, 251, 253; 379/433-436, 419, 420, 428, 440, 454, 455, 446, 447; D13/107, 108; 320/110, 113, 114, 115; D19/86, 75; D6/532, 536, 518, 573; 224/183

[56] **References Cited**

**U.S. PATENT DOCUMENTS**

D. 167,890	10/1952	Hallward	.....	D6/518
D. 216,641	2/1970	Phillips	.....	D14/253
D. 254,585	4/1980	LeCaire, Jr. et al.	.....	D6/573
D. 273,051	3/1984	Runyon	.....	D6/536 X
D. 310,243	8/1990	Evenson	.....	D19/75
D. 321,855	11/1991	Ross, Jr.	.....	D13/107
D. 328,302	7/1992	Murzanski et al.	.....	D14/253
D. 328,992	9/1992	Hollinger	.....	D6/518

D. 339,823	9/1993	Evenson	.....	D19/75
D. 340,373	10/1993	Konkin	.....	D6/518
D. 363,284	10/1995	Solomita	.....	D14/149
D. 365,824	1/1996	Danielson et al.	.....	D14/253
D. 374,014	9/1996	Nagele et al.	.....	D14/253
D. 406,592	3/1999	Richter	.....	D14/253
D. 411,208	6/1999	Richter	.....	D14/253
D. 417,189	11/1999	Amero, Jr. et al.	.....	D13/107
2,883,791	4/1959	Ballo	.....	D6/536 X
5,213,243	5/1993	Landon	.....	D12/19
5,333,767	8/1994	Anderson	.....	224/183

Primary Examiner—Jeffrey Asch  
Attorney, Agent, or Firm—Klaus J. Bach

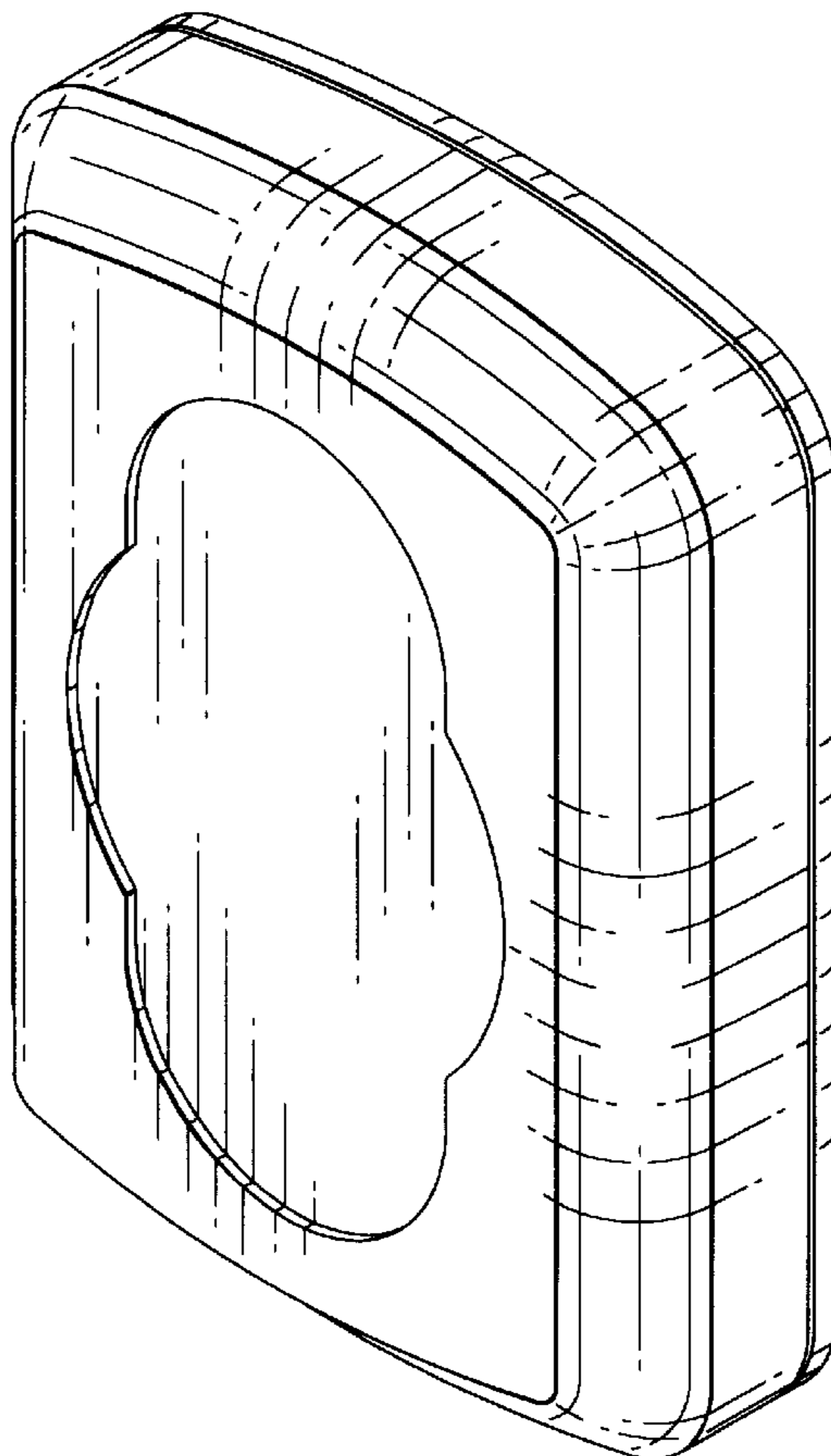
[57] **CLAIM**

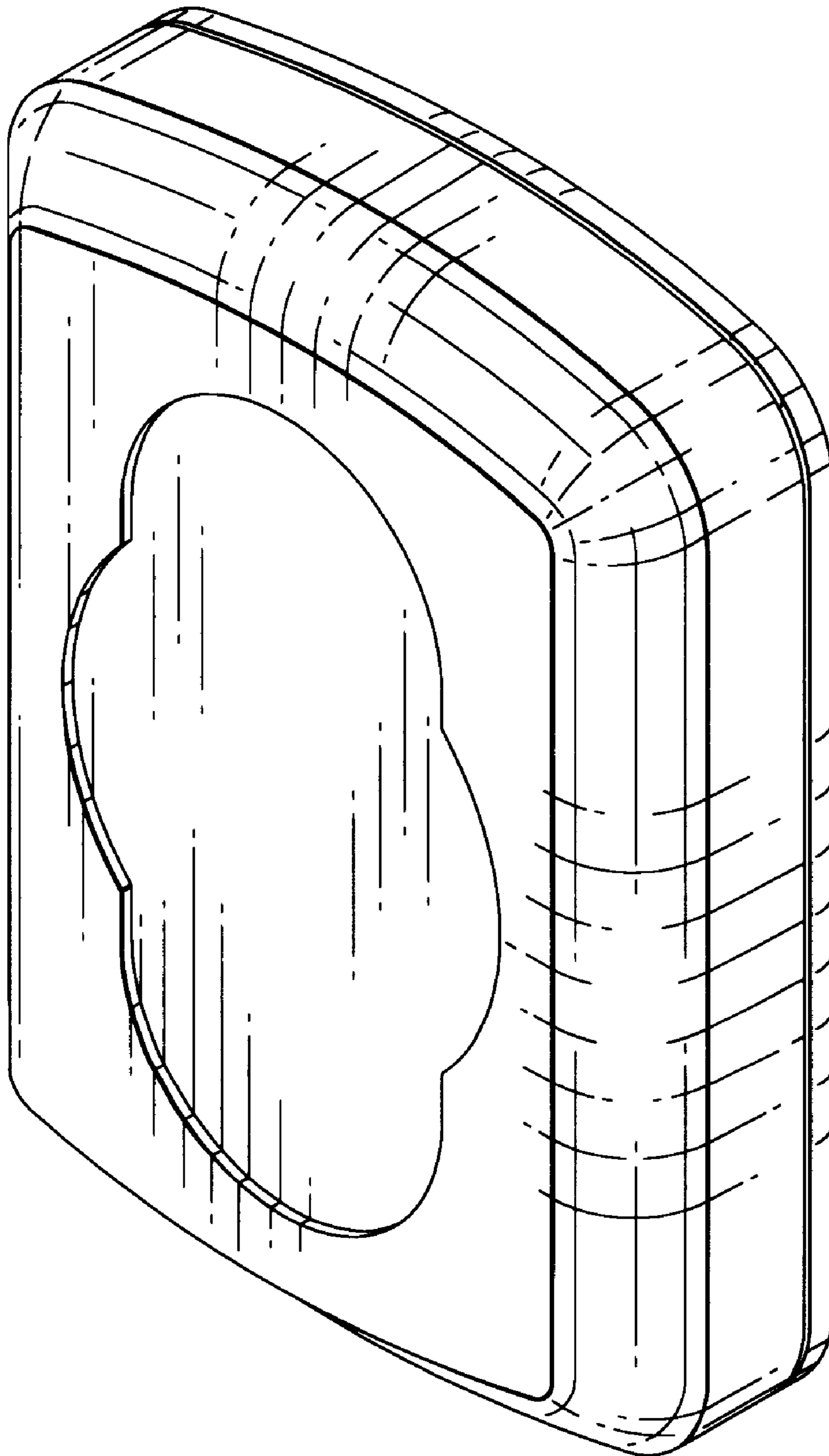
The ornamental design for a mobile phone holder, as shown and described.

**DESCRIPTION**

FIG. 1 is a top, rear, and right side perspective view of the mobile phone holder, wherein the front has the same appearance as the rear;  
FIG. 2 is a top view of the mobile phone holder shown in FIG. 1;  
FIG. 3 is a left side view of the mobile phone holder shown in FIG. 2; and,  
FIG. 4 is a bottom view of a mobile phone holder shown in FIG. 2.

**1 Claim, 2 Drawing Sheets**





*FIG. 1*

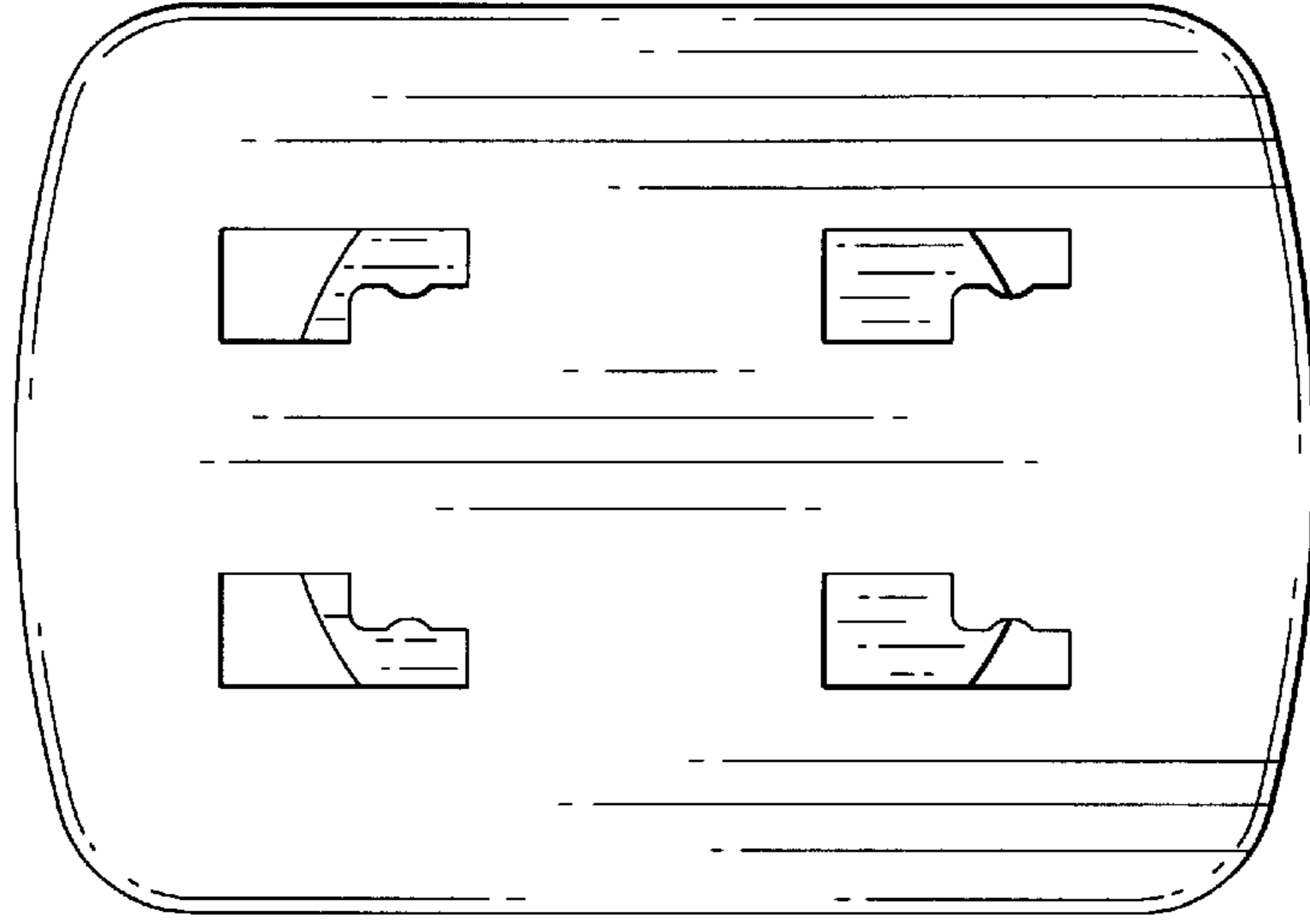


FIG. 4




FIG. 3

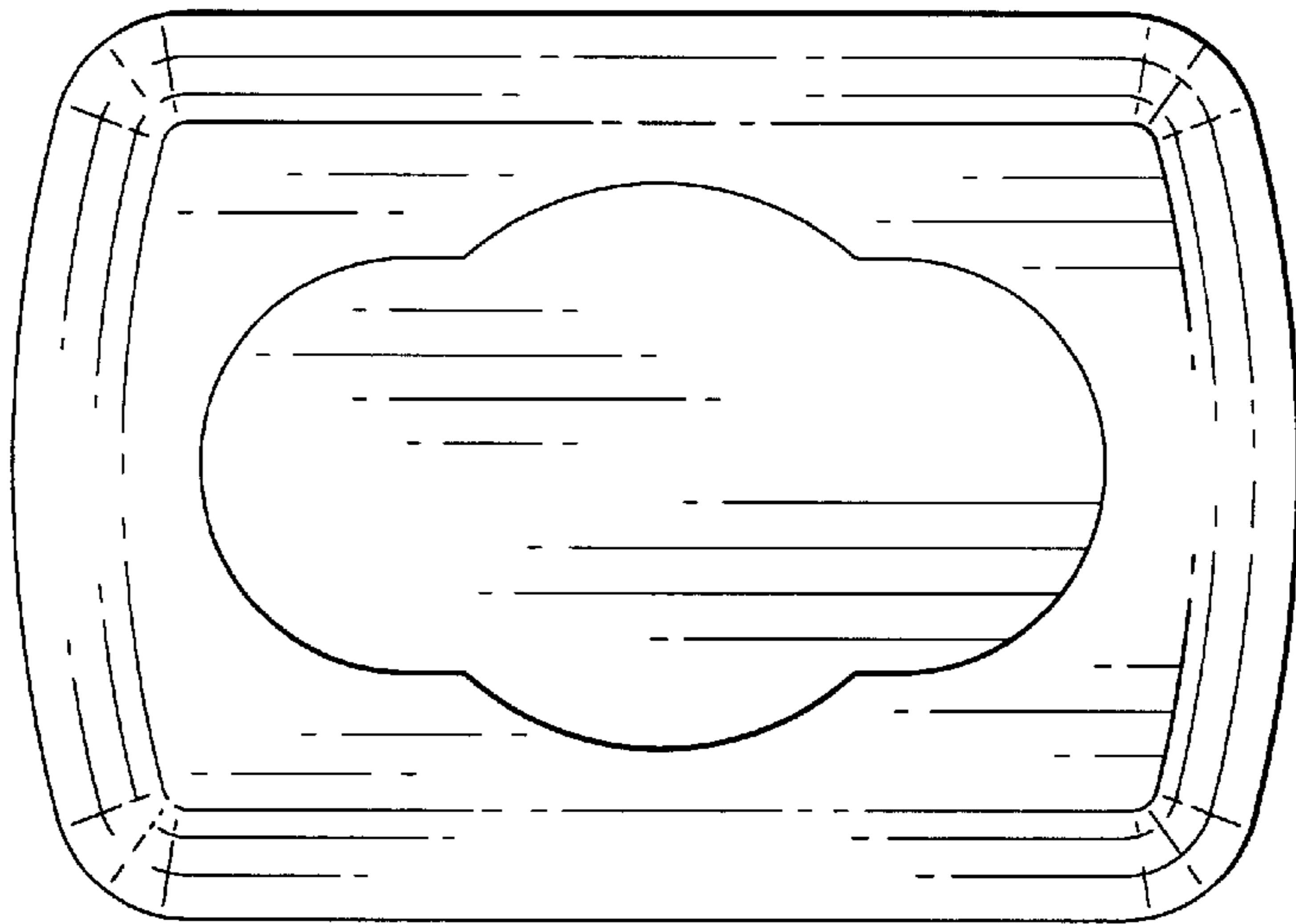


FIG. 2