



US00D425054S

# United States Patent [19]

Hwang et al.

[11] Patent Number: **Des. 425,054**

[45] Date of Patent: **\*\* May 16, 2000**

[54] **VIDEO TELEPHONE**

[75] Inventors: **Frank Hwang**, Dover, Mass.; **Niel Mazurek**, Huntingdon Valley; **Mark Schwandt**, Telford, both of Pa.

[73] Assignee: **I-See-You Corporation**, Holliston, Mass.

[\*\*] Term: **14 Years**

[21] Appl. No.: **29/110,474**

[22] Filed: **Sep. 8, 1999**

### Related U.S. Application Data

[62] Division of application No. 29/081,235, Dec. 24, 1997, Pat. No. Des. 414,764.

[51] **LOC (7) Cl.** ..... **14-03**

[52] **U.S. Cl.** ..... **D14/130; D14/106; D14/144**

[58] **Field of Search** ..... D14/100, 101, D14/137, 138, 148, 130, 149-151, 240, 243, 105, 106, 115; 379/419, 420, 428, 440, 433-436, 388-390; 348/14, 15, 17; D20/10

### [56] References Cited

#### U.S. PATENT DOCUMENTS

D. 345,971 4/1994 Grewe et al. .... D14/149 X

D. 354,972	1/1995	Grewe et al. ....	D14/130
D. 356,791	3/1995	Desbarats .....	D14/130
4,485,400	11/1984	Lemelson et al. ....	384/14
4,856,045	8/1989	Hoshina .....	379/428
5,111,498	5/1992	Guichard et al. ....	379/434 X
5,170,427	12/1992	Guichard et al. ....	348/14

*Primary Examiner*—Jeffrey Asch  
*Attorney, Agent, or Firm*—Gary M. Cohen

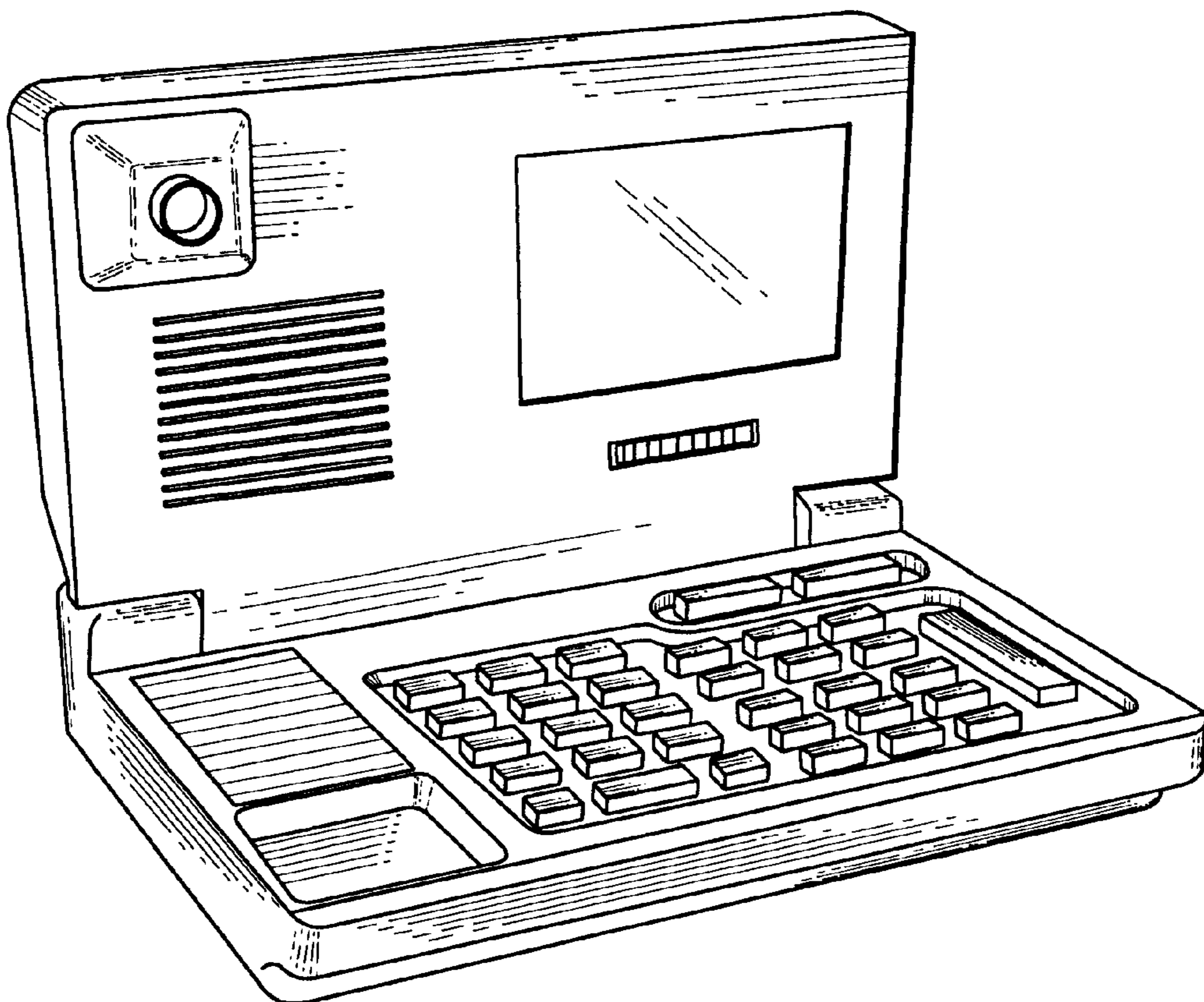
### [57] CLAIM

The ornamental design for a video telephone, as shown and described.

### DESCRIPTION

FIG. 1 is an isometric view of the video telephone of our new design, in an opened position;  
FIG. 2 is an end view thereof, taken from one end of the video telephone when in a closed position;  
FIG. 3 is an end view thereof, taken from the opposite end of the video telephone when in a closed position;  
FIG. 4 is a side view thereof, taken from the front of the video telephone when in a closed position;  
FIG. 5 is a side view thereof, taken from the rear of the video telephone when in a closed position;  
FIG. 6 is a top view thereof; and,  
FIG. 7 is a bottom view thereof.

**1 Claim, 4 Drawing Sheets**



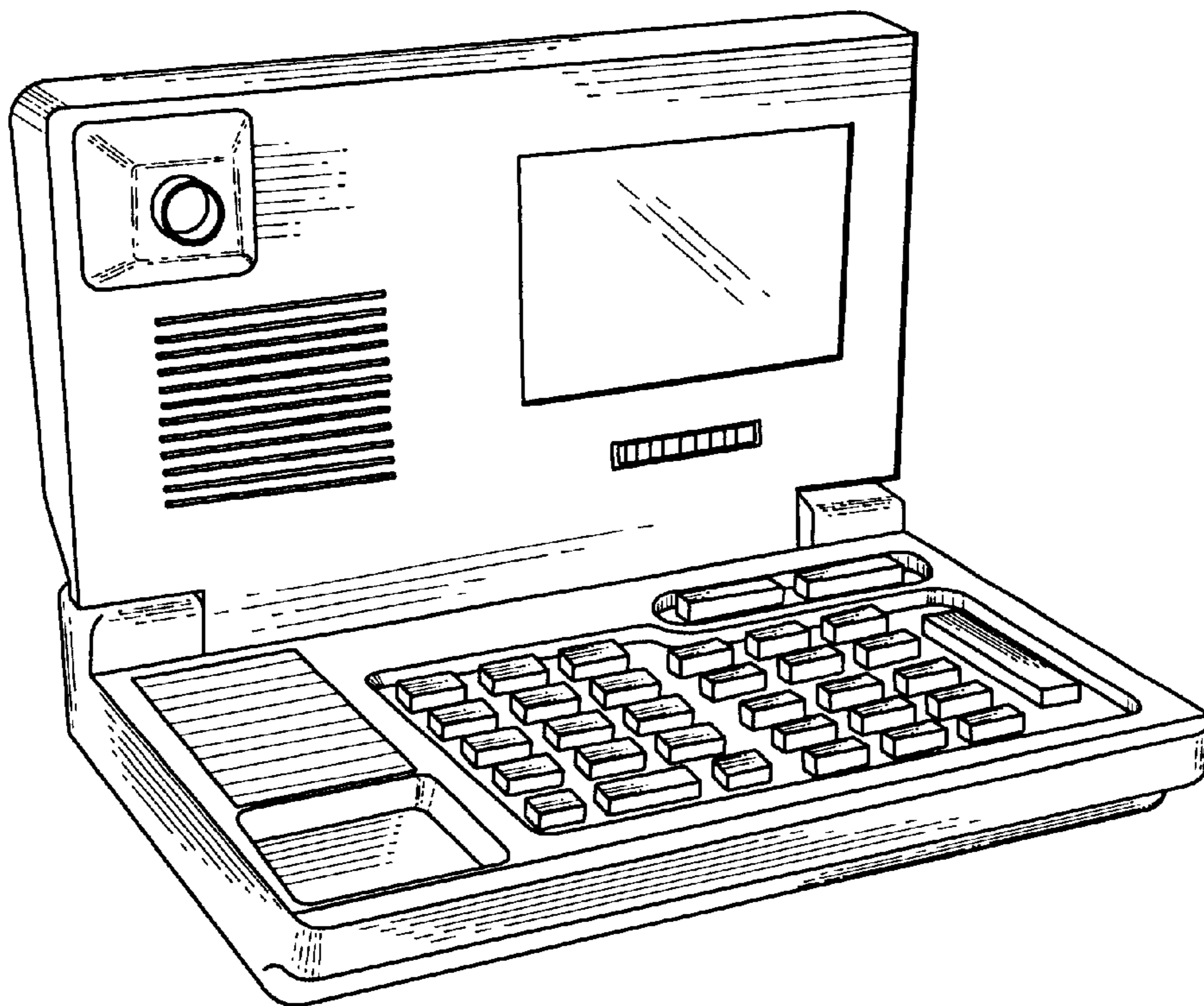


FIG. 1

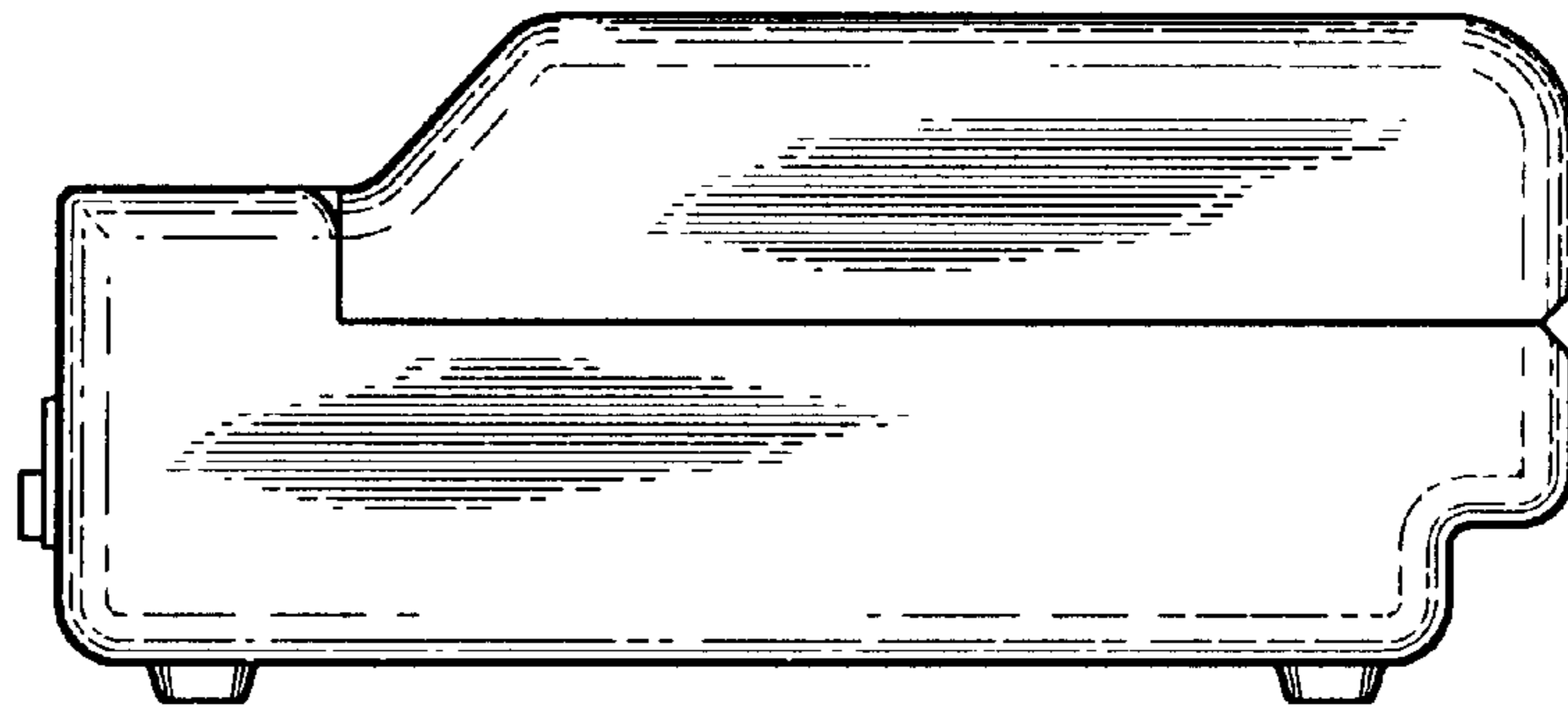


FIG. 2

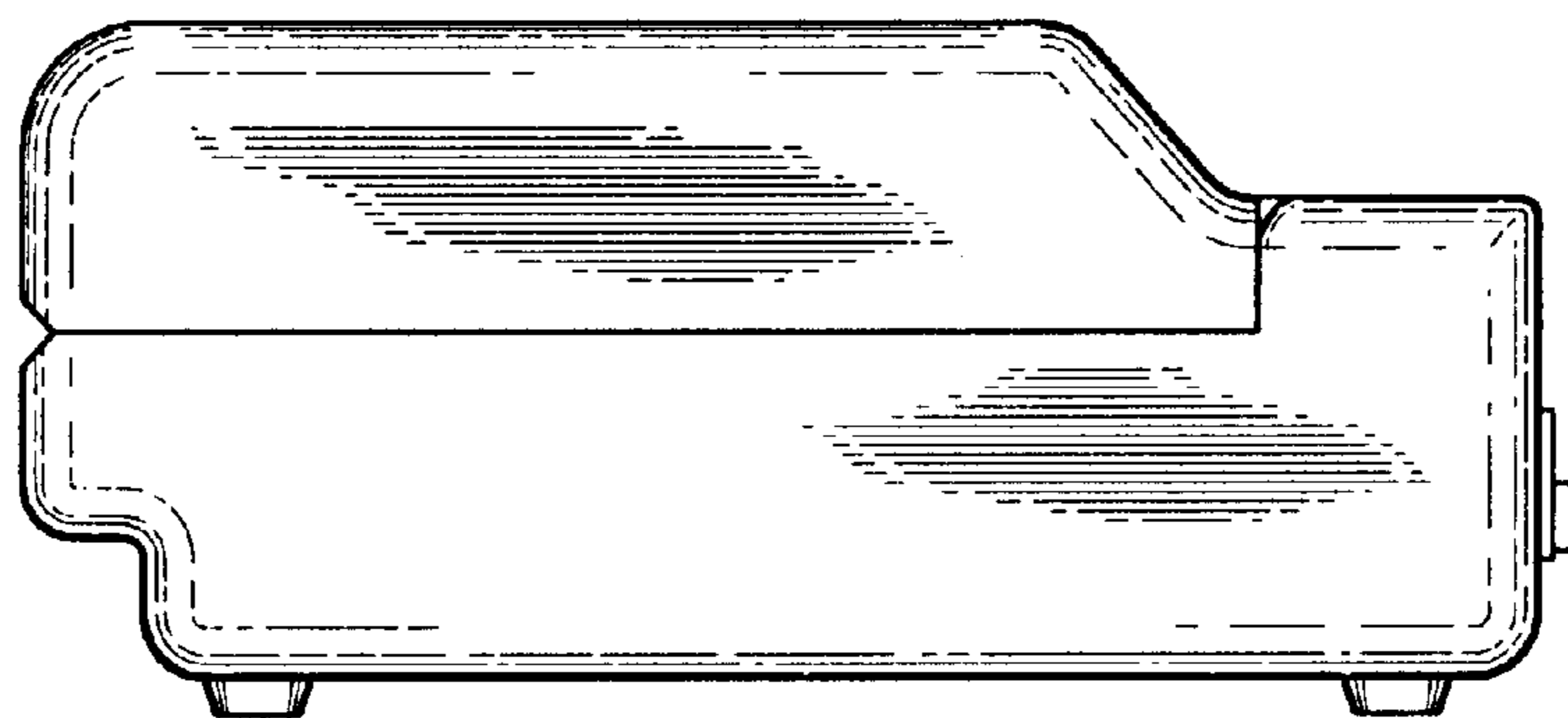


FIG. 3




FIG. 4

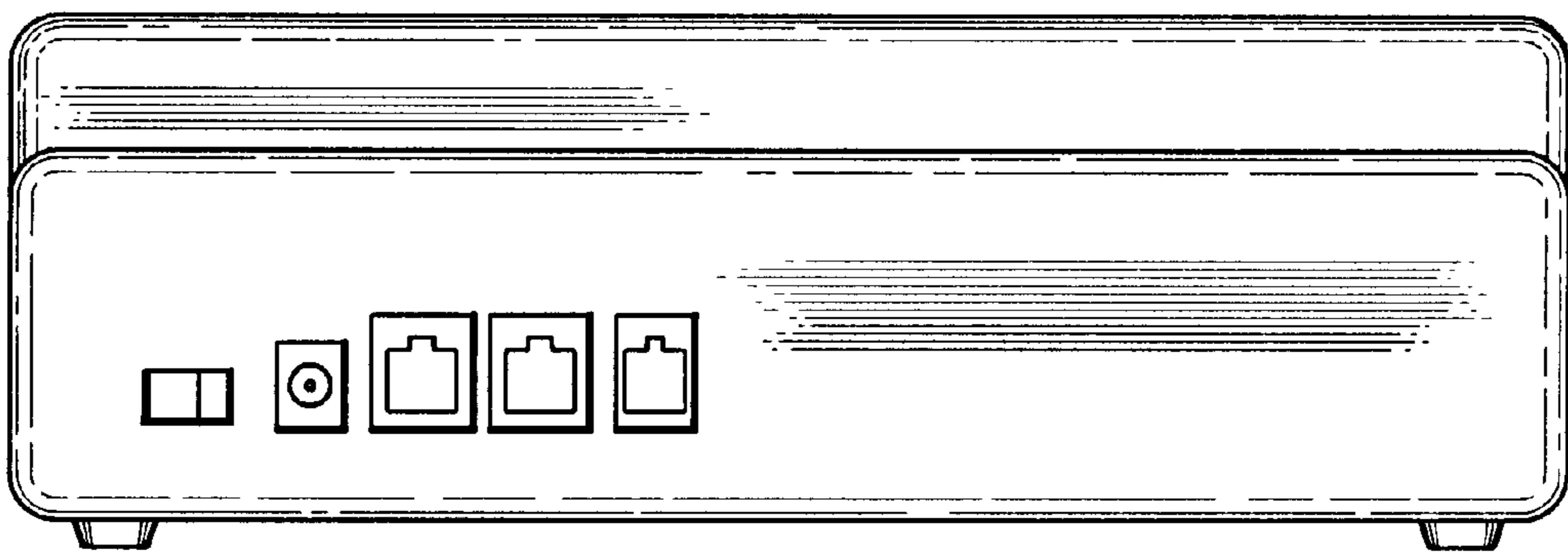


FIG. 5




FIG. 6



FIG. 7