



US00D425041S

# United States Patent [19] de Taboada

[11] Patent Number: **Des. 425,041**

[45] Date of Patent: **\*\* May 16, 2000**

[54] **COMPUTER KEYBOARD COVER**

[75] Inventor: **Thierry Annez de Taboada**, North Vancouver, Canada

[73] Assignee: **Cockpit Collection Ltd.**, North Vancouver, Canada

[\*\*] Term: **14 Years**

[21] Appl. No.: **29/105,709**

[22] Filed: **May 28, 1999**

[51] **LOC (7) Cl.** ..... **14-02**

[52] **U.S. Cl.** ..... **D14/115; D14/114**

[58] **Field of Search** ..... D14/100, 114, D14/115; 248/447, 482, 457, 918, 912, 442.2, 442.1, 448; 235/145 R; D20/11, 22, 25, 26, 27, 40; 400/689-694

[56] **References Cited**

**U.S. PATENT DOCUMENTS**

D. 275,755	10/1984	Cottrill et al.	.....	D14/100
D. 353,369	12/1994	Leibengood	.....	D14/114
4,075,465	2/1978	Funk et al.	.....	235/145
4,119,839	10/1978	Beckmann et al.	.....	235/145
4,421,966	12/1983	Pounds	.....	200/309
4,438,300	3/1984	Morse	.....	179/184
5,021,638	6/1991	Nopper et al.	.....	235/145

5,089,690	2/1992	Okamura	.....	235/145
5,359,658	10/1994	Goodson	.....	379/447
5,387,042	2/1995	Brown	.....	400/477
5,551,497	9/1996	Stanley	.....	150/154

**FOREIGN PATENT DOCUMENTS**

2152437	8/1985	United Kingdom	.....	B41J 5/08
WO 80/01725	8/1980	WIPO	.....	G06F 3/02
WO 94/00809	1/1994	WIPO	.....	G06F 3/02
WO 99/08176	2/1999	WIPO	.....	G06F 3/023

*Primary Examiner*—Kay H. Chin  
*Attorney, Agent, or Firm*—Oppenheimer, Wolff & Donnelly LLP

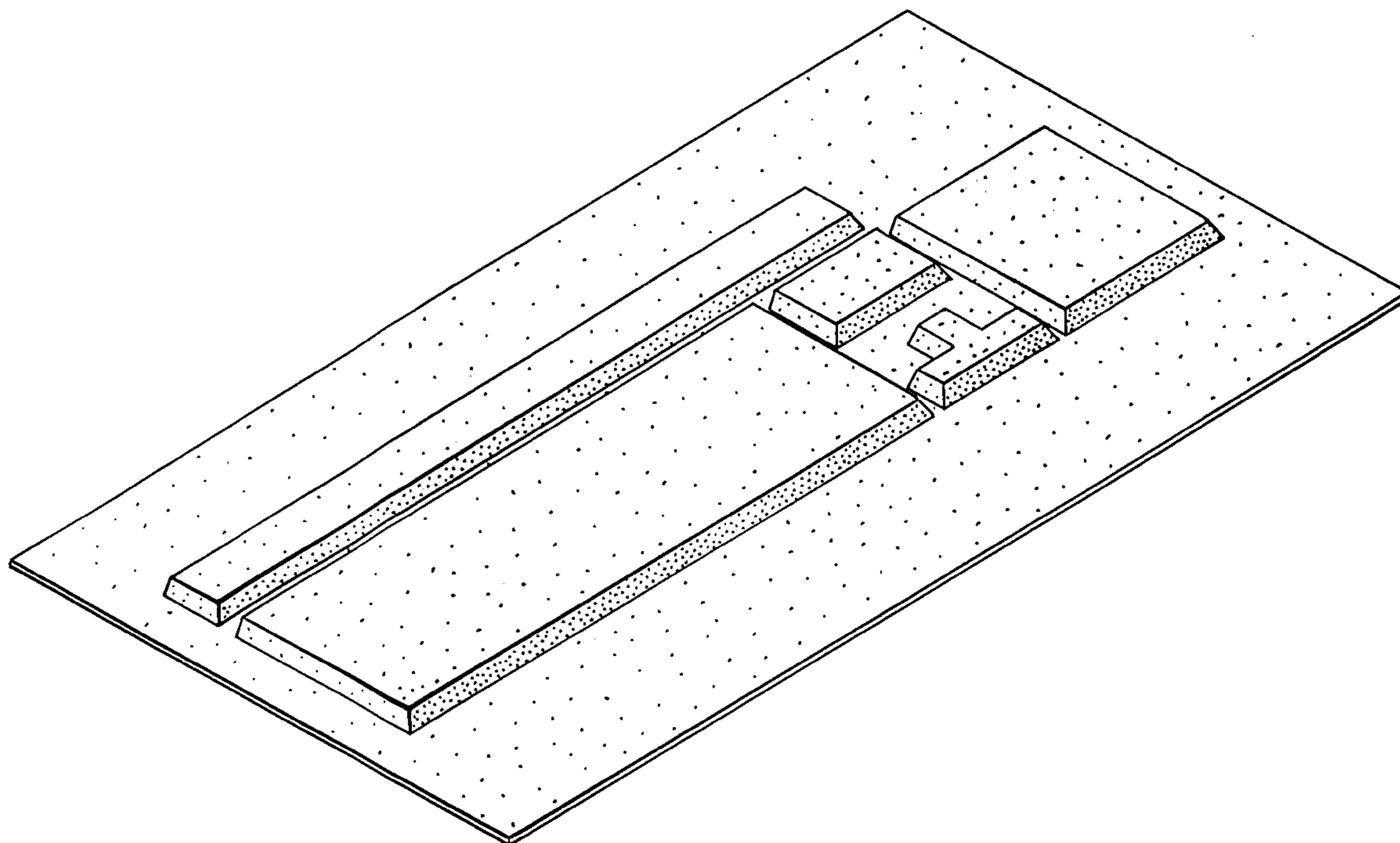
[57] **CLAIM**

The ornamental design for a computer keyboard cover, as shown and described.

**DESCRIPTION**

FIG. 1 is an isometric view of the applicant's computer keyboard cover illustrating the new design; FIG. 2 is a top plan view thereof; FIG. 3 is a front elevational view thereof; FIG. 4 is a left side elevational view thereof; FIG. 5 is a right side elevational view thereof; FIG. 6 is a bottom plan view thereof; and, FIG. 7 is a rear elevational view thereof.

**1 Claim, 3 Drawing Sheets**



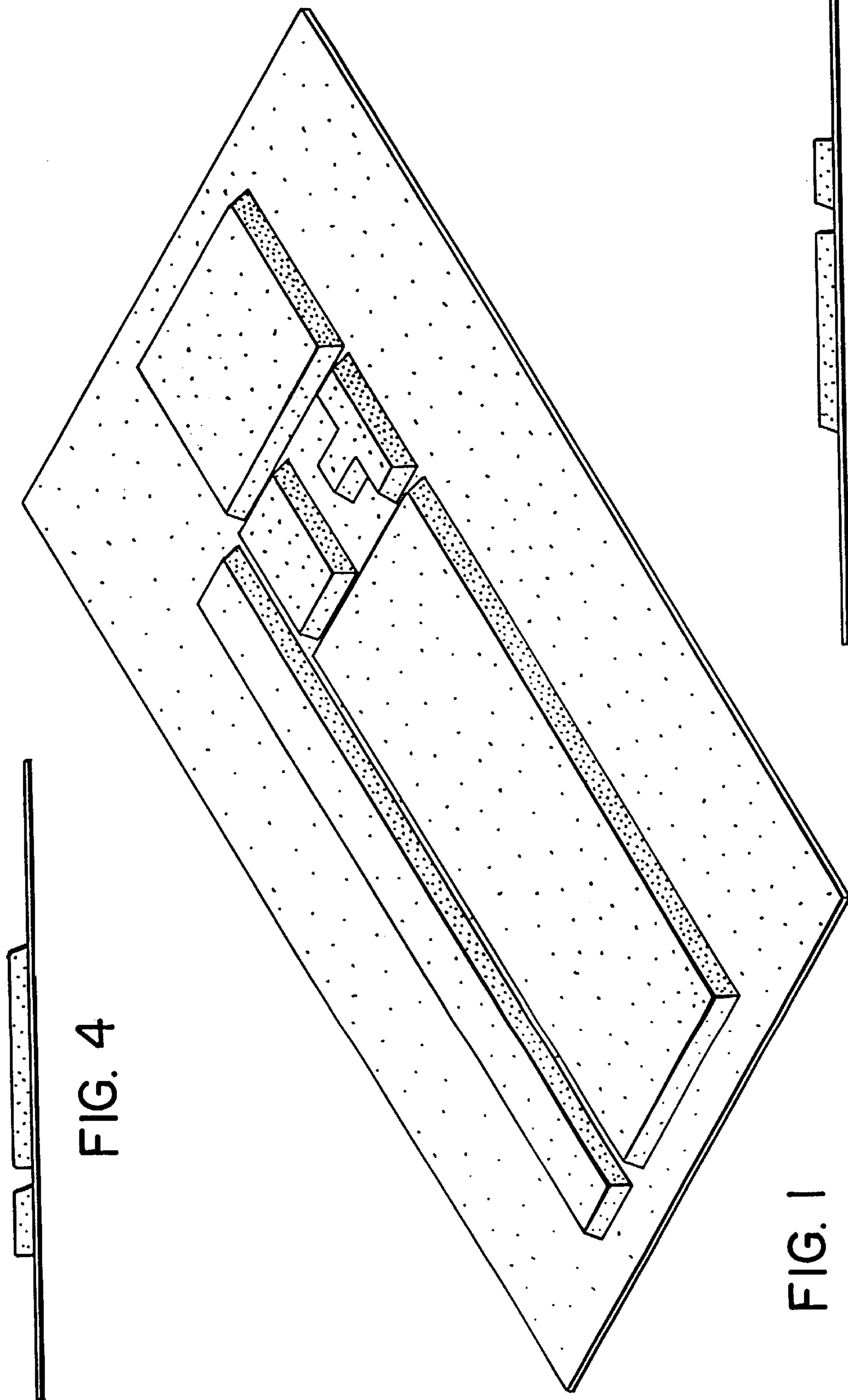


FIG. 4

FIG. 1

FIG. 5

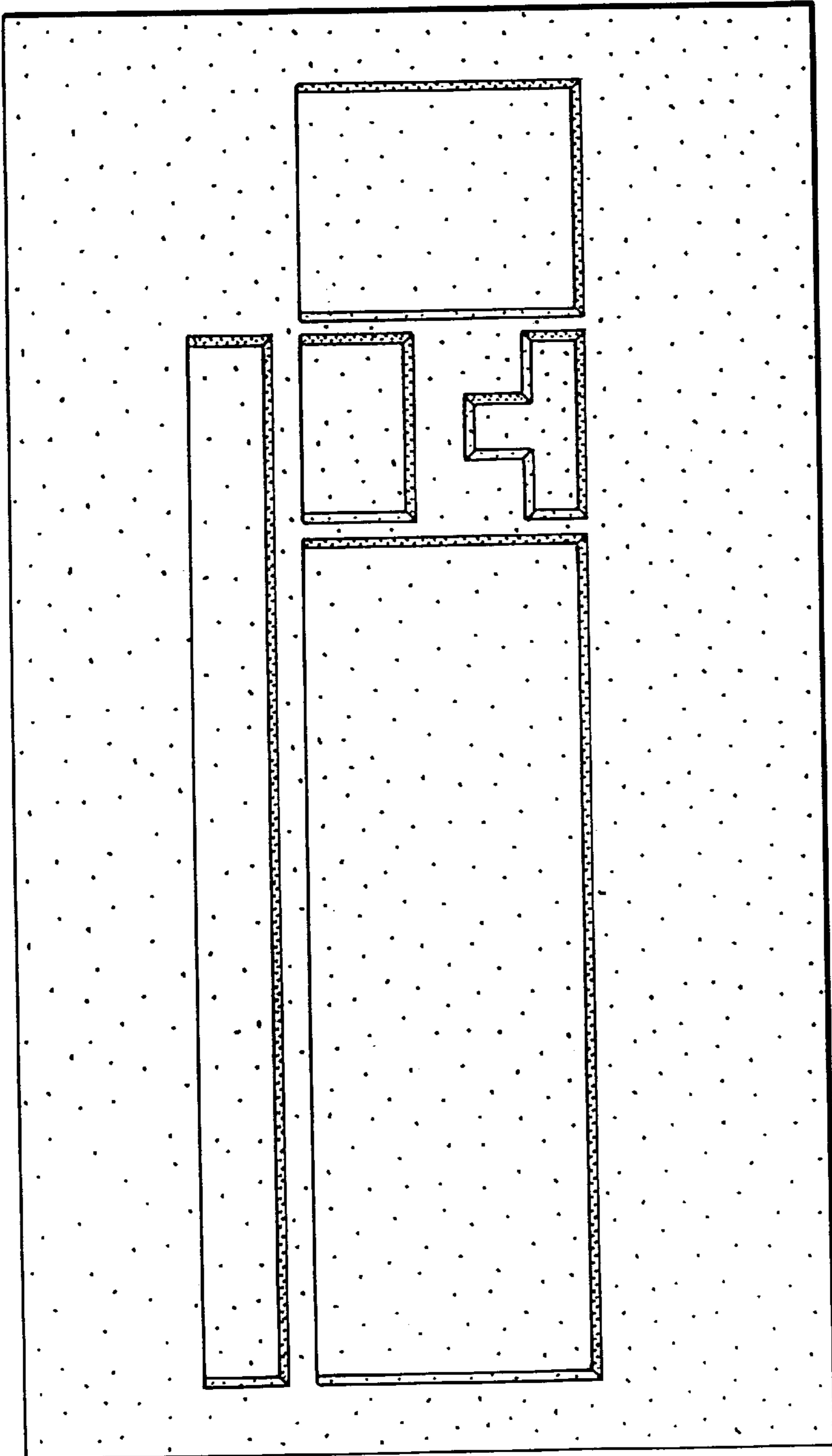


FIG. 2



FIG. 3

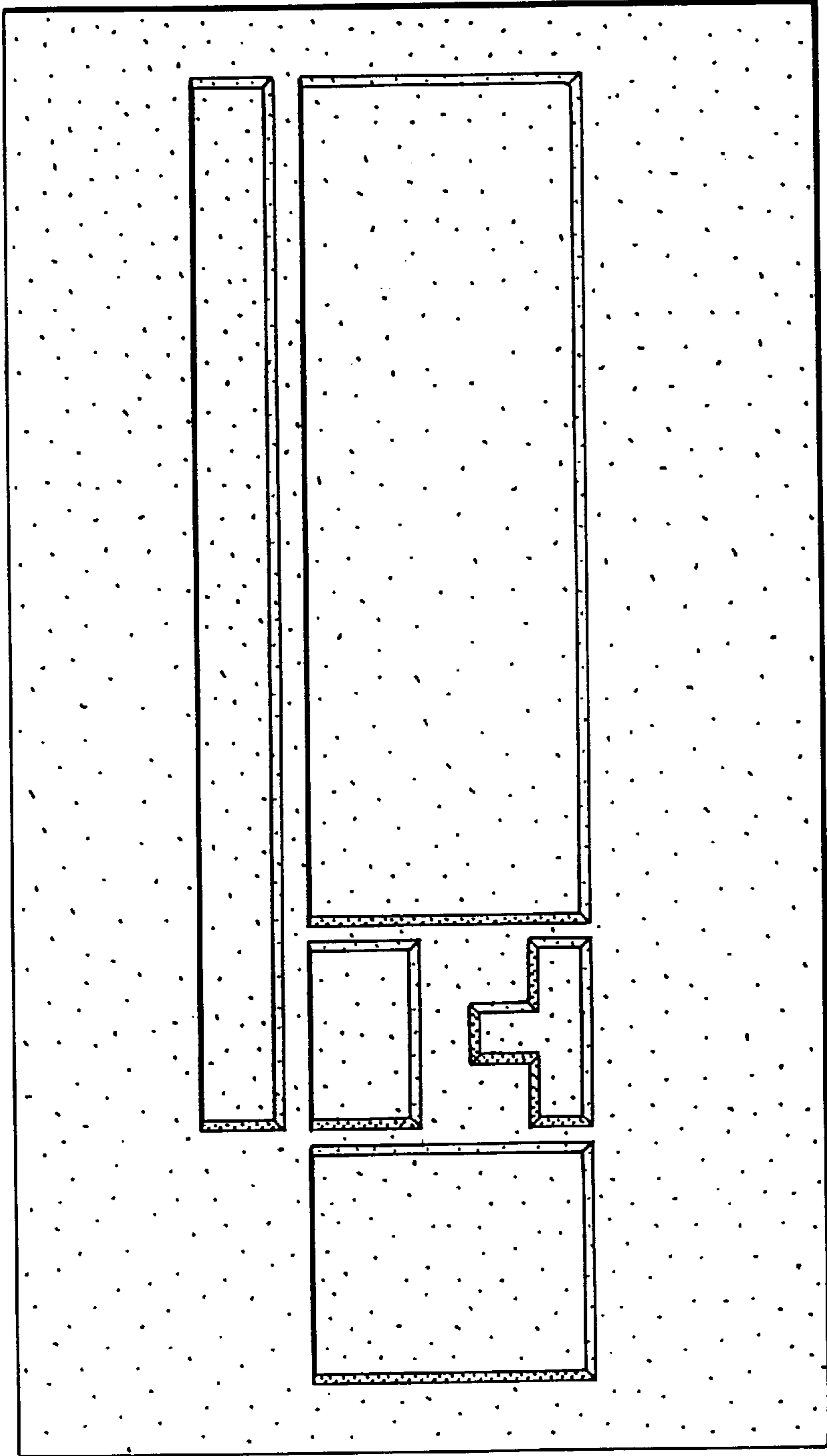


FIG. 6



FIG. 7