



US00D425008S

United States Patent [19]
Johnson

[11] **Patent Number: Des. 425,008**

[45] **Date of Patent: ** May 16, 2000**

[54] **SPOKE SEGMENT FOR AN AUTOMOTIVE VEHICLE WHEEL**

[75] Inventor: **Ken Johnson**, Fullerton, Calif.

[73] Assignee: **American Racing Equipment, Inc.**, Rancho Dominguez, Calif.

[**] Term: **14 Years**

[21] Appl. No.: **29/105,071**

[22] Filed: **May 17, 1999**

[51] **LOC (7) Cl.** **12-16**

[52] **U.S. Cl.** **D12/211**

[58] **Field of Search** D12/204-213;
301/64.1, 65, 37.1

[56] **References Cited**

U.S. PATENT DOCUMENTS

D. 267,488	1/1983	Hayashi	D12/211
D. 352,688	11/1994	Boselli	D12/211
D. 360,610	7/1995	Bernoni	D12/211
D. 367,031	2/1996	Hubbach	D12/209
D. 377,471	1/1997	Stach	D12/209
D. 383,429	9/1997	Muzzarelli et al.	D12/211
D. 384,320	9/1997	Bhambra	D12/209
D. 384,630	10/1997	Bhambra	D12/209
D. 389,448	1/1998	Steinle et al.	D12/209
D. 392,237	3/1998	Kelley	D12/209
D. 396,208	7/1998	Baumgartner	D12/211
D. 398,896	9/1998	Suprihanto	D12/209
D. 399,470	10/1998	Sacco et al.	D12/209
D. 402,251	12/1998	Timm	D12/211
D. 403,649	1/1999	Moreno	D12/211
D. 405,749	2/1999	Kulla	D12/211
D. 408,345	4/1999	Cullen	D12/209

D. 411,501	6/1999	Cullen	D12/209
D. 412,148	7/1999	Fitzgerald	D12/209
D. 412,309	7/1999	Stacy	D12/209
D. 413,852	9/1999	Cullen	D12/209
D. 413,853	9/1999	Hale, Jr.	D12/211

OTHER PUBLICATIONS

Amtech Wheel, Inc.; *Amtech Wheel, Inc. Fall 1995 Pricing (catalog)*; Oct. 1995; Wheel No. (101) Soft 6.

American Racing Equipment, Inc.; *American Racing Equipment Custom Wheels, 1996 Collection (catalog)*; Oct. 1995; p. 5—AR-507; Series No. 507 FWD and p. 10—AR-66; Series No. 66 FWD.

American Racing Equipment, Inc.; *History of the 5-Spoke Wheel*; p. 26—5-spoke design #8 (No Date).

Primary Examiner—Doris V. Coles

Assistant Examiner—Stacia Cadmus

Attorney, Agent, or Firm—Thompson Hine & Flory LLP

[57] **CLAIM**

The ornamental design for a spoke segment for an automotive vehicle wheel, as shown and described.

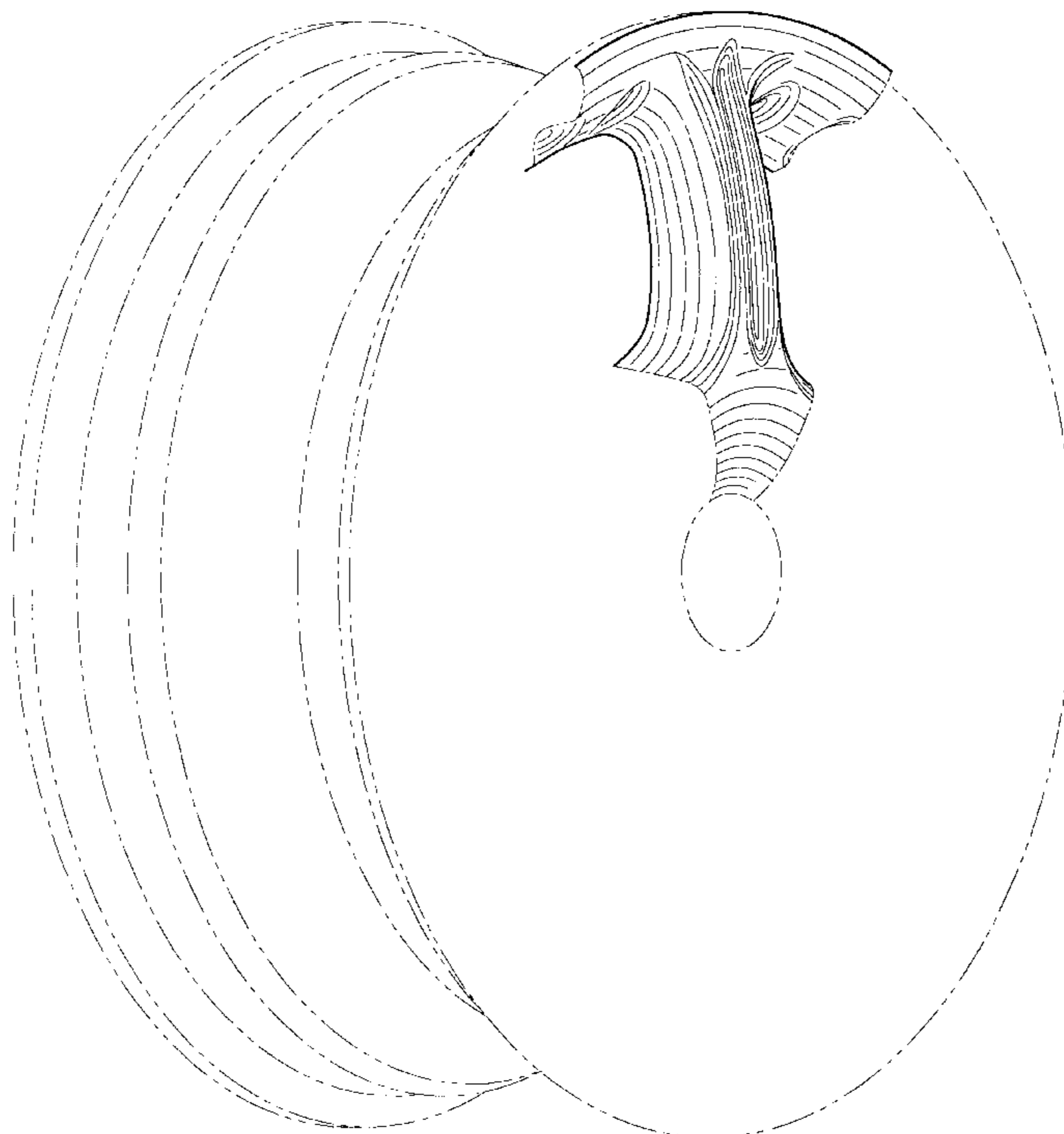
DESCRIPTION

FIG. 1 is a perspective view taken from the left hand side of my new spoke segment for an automotive vehicle wheel; and,

FIG. 2 is a front elevational view thereof.

The broken lines adjacent to the spoke member in the center hub area define the bounds of the claimed design and form no part thereof while the remaining broken lines depict environment for illustrative purposes only and forms no part of the claimed design.

1 Claim, 2 Drawing Sheets



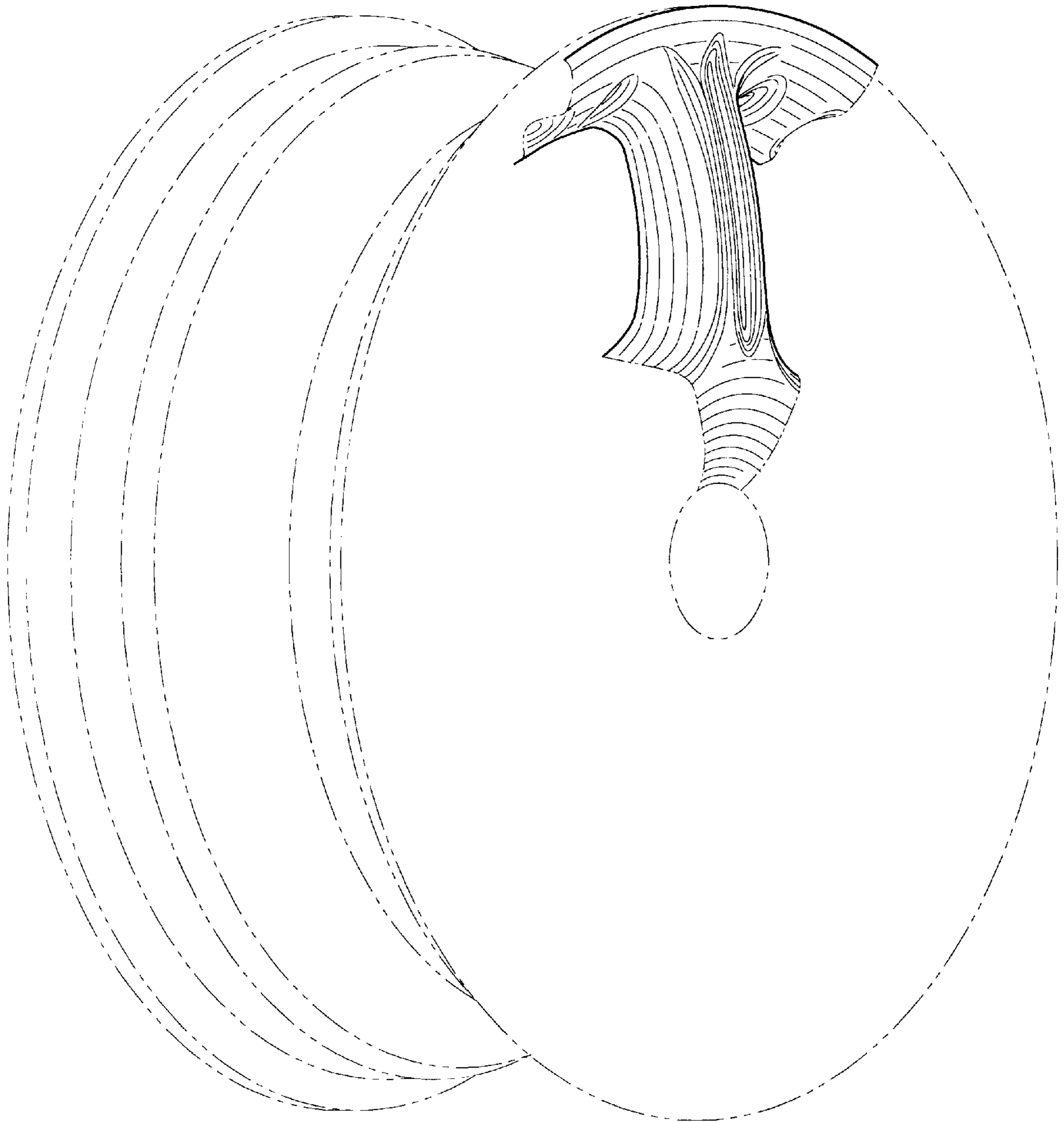


FIG. 1

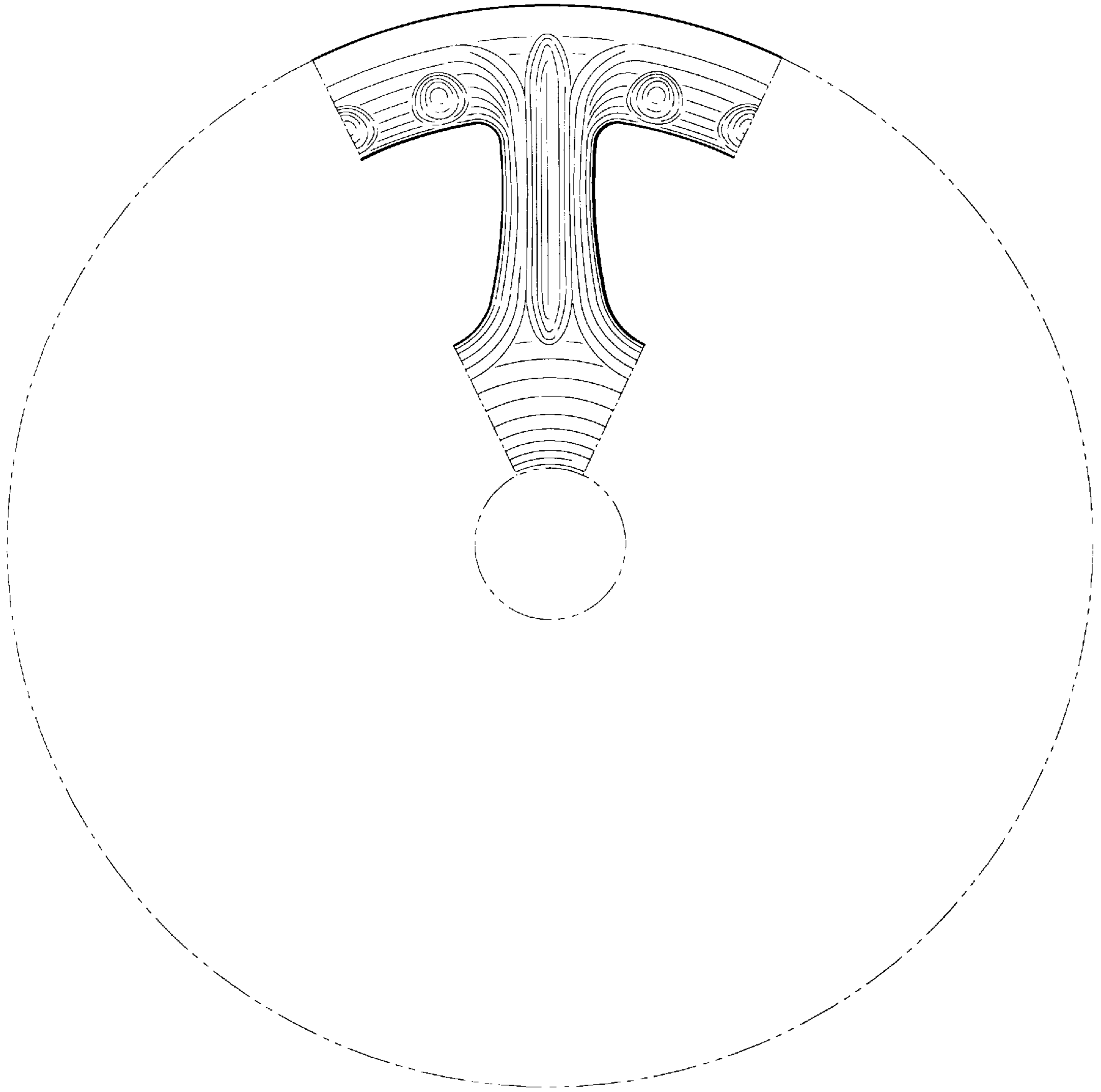


FIG. 2