



US00D425005S

# United States Patent [19] Rizvi

[11] Patent Number: Des. 425,005

[45] Date of Patent: \*\* May 16, 2000

[54] VEHICLE FLOOR MAT

[76] Inventor: Saleem Rizvi, 390 Hawkedon Crescent, Etobicoke, Ontario, Canada, M9W 3L6

[\*\*] Term: 14 Years

[21] Appl. No.: 29/111,977

[22] Filed: Oct. 8, 1999

[51] LOC (7) Cl. .... 12-16

[52] U.S. Cl. .... D12/203

[58] Field of Search ..... D12/203; D6/582-583, D6/585-586, 592; 296/97.23; 15/215-217; 428/141; 280/163, 164.1

[56] **References Cited**

U.S. PATENT DOCUMENTS

D. 178,819	9/1956	Barnes	.....	D12/203
D. 183,475	9/1958	Bachtel	.....	D12/203
D. 288,799	3/1987	Peress	.....	D12/203
D. 302,416	7/1989	Lehner et al.	.....	D12/203
D. 313,789	1/1991	Thundercloud	.....	D12/203
D. 325,555	4/1992	Primeau	.....	D12/203
D. 393,238	4/1998	Kraines	.....	D12/203

D. 401,203	11/1998	Lu	.....	D12/203
D. 404,352	1/1999	Lu	.....	D12/203
D. 413,850	9/1999	Wang	.....	D12/203
3,526,016	9/1970	Stata	.....	15/216

Primary Examiner—Doris V. Coles  
Assistant Examiner—Stacia Cadmus  
Attorney, Agent, or Firm—Merek & Voorhees

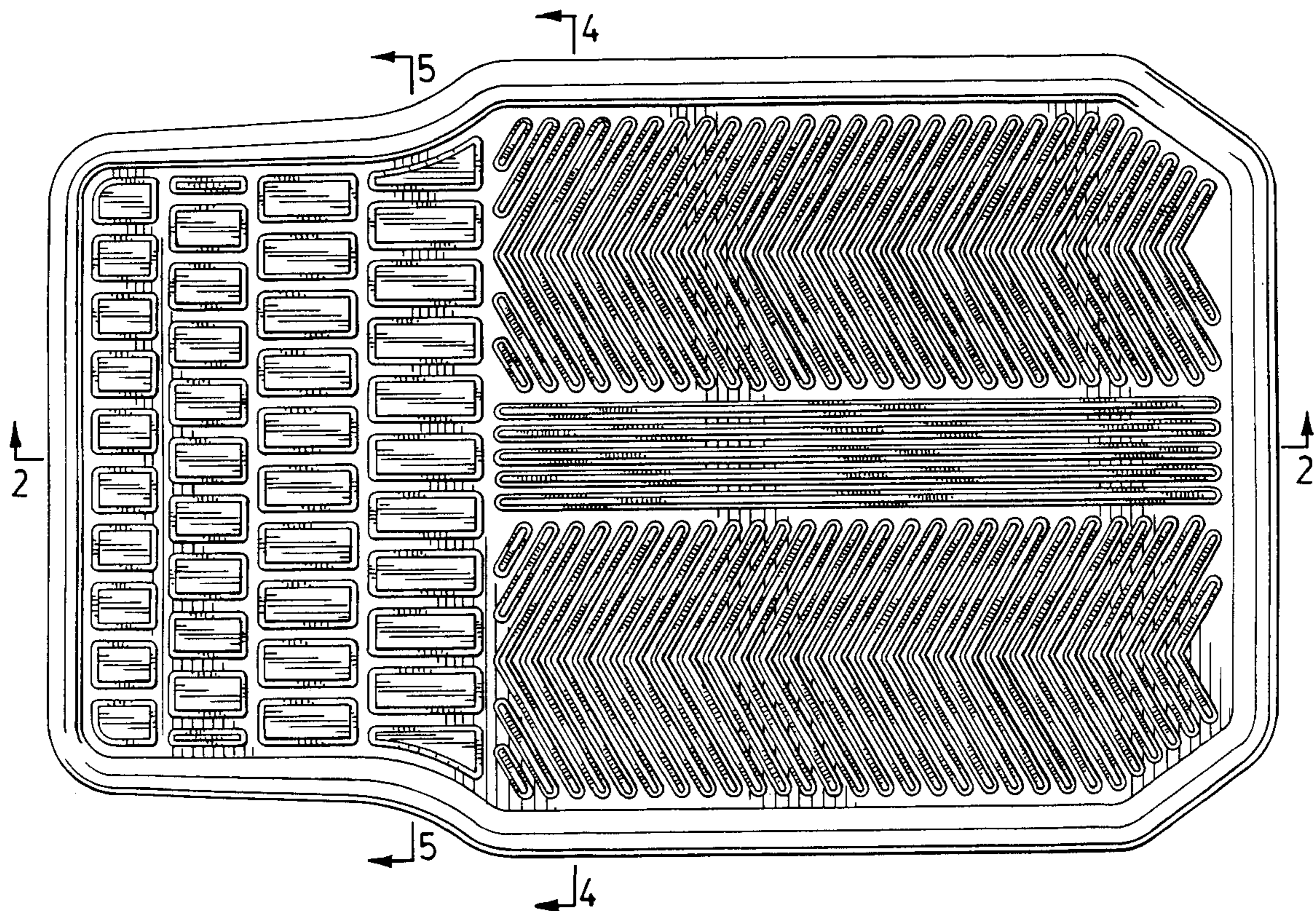
[57] **CLAIM**

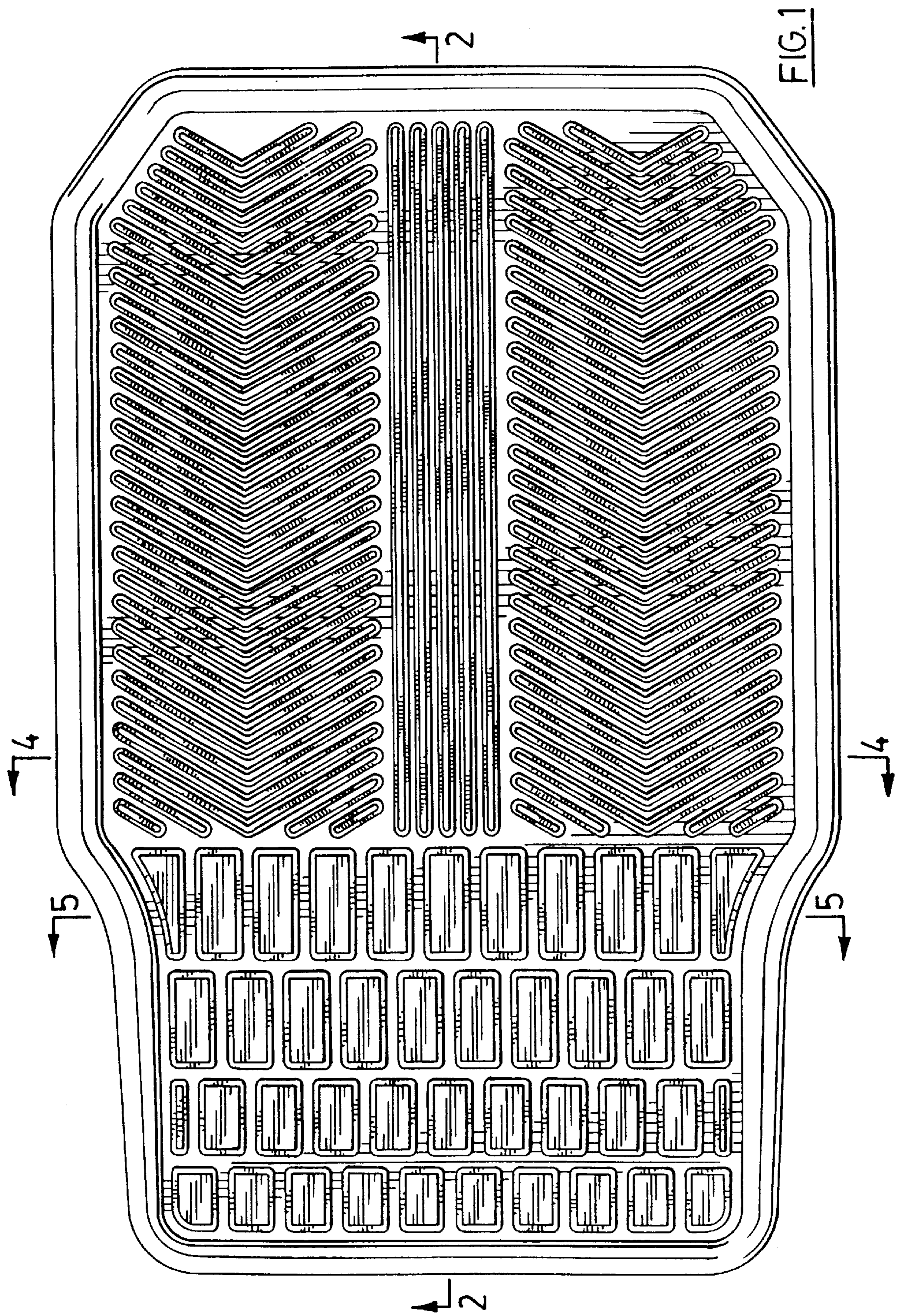
The ornamental design for a vehicle floor mat, as shown and described.

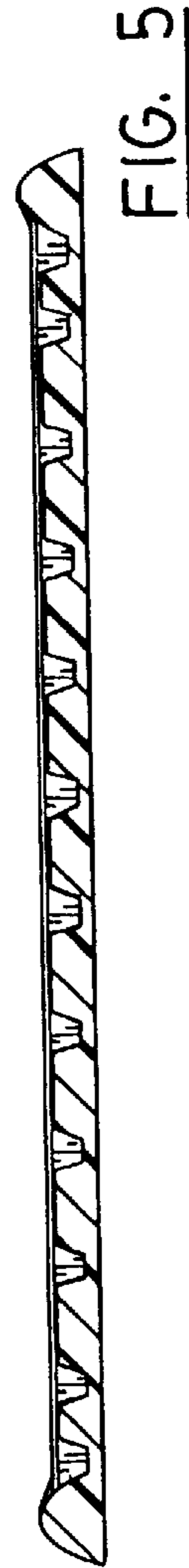
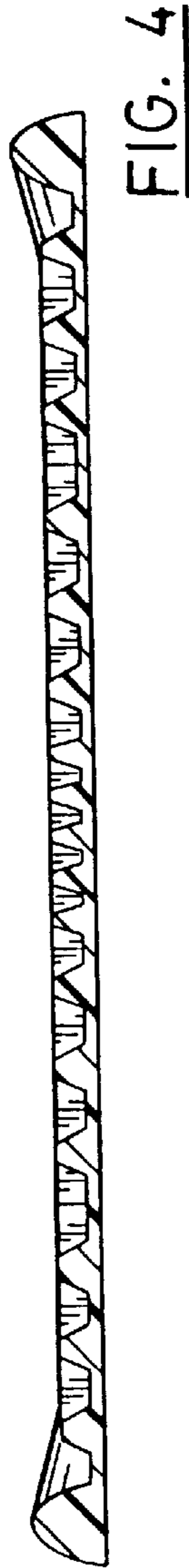
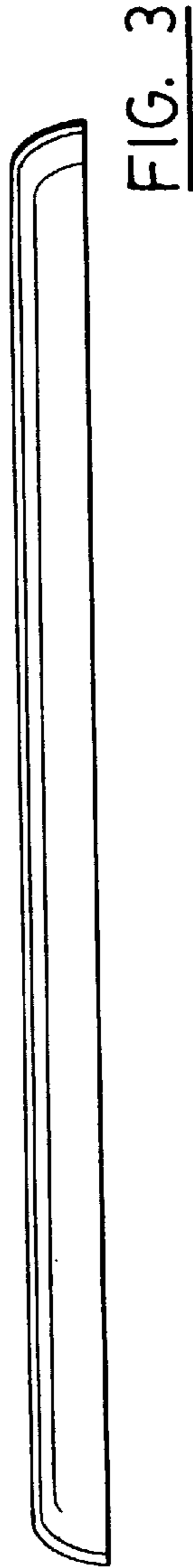
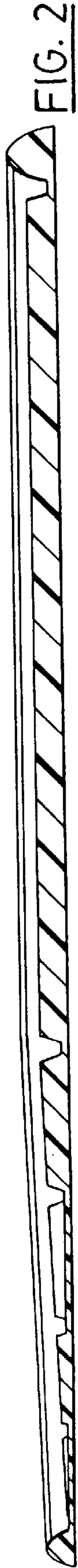
**DESCRIPTION**

FIG. 1 is a top plan view of the vehicle floor mat; FIG. 2 is a sectional view taken along the line 2—2 of FIG. 1; FIG. 3 is a side view of the vehicle floor mat as viewed from along its bottom edge; FIG. 4 is a sectional view taken along the line 4—4 of FIG. 1; FIG. 5 is a sectional view taken along the line 5—5 of FIG. 1; and, FIG. 6 is a bottom view of the vehicle floor mat.

1 Claim, 3 Drawing Sheets







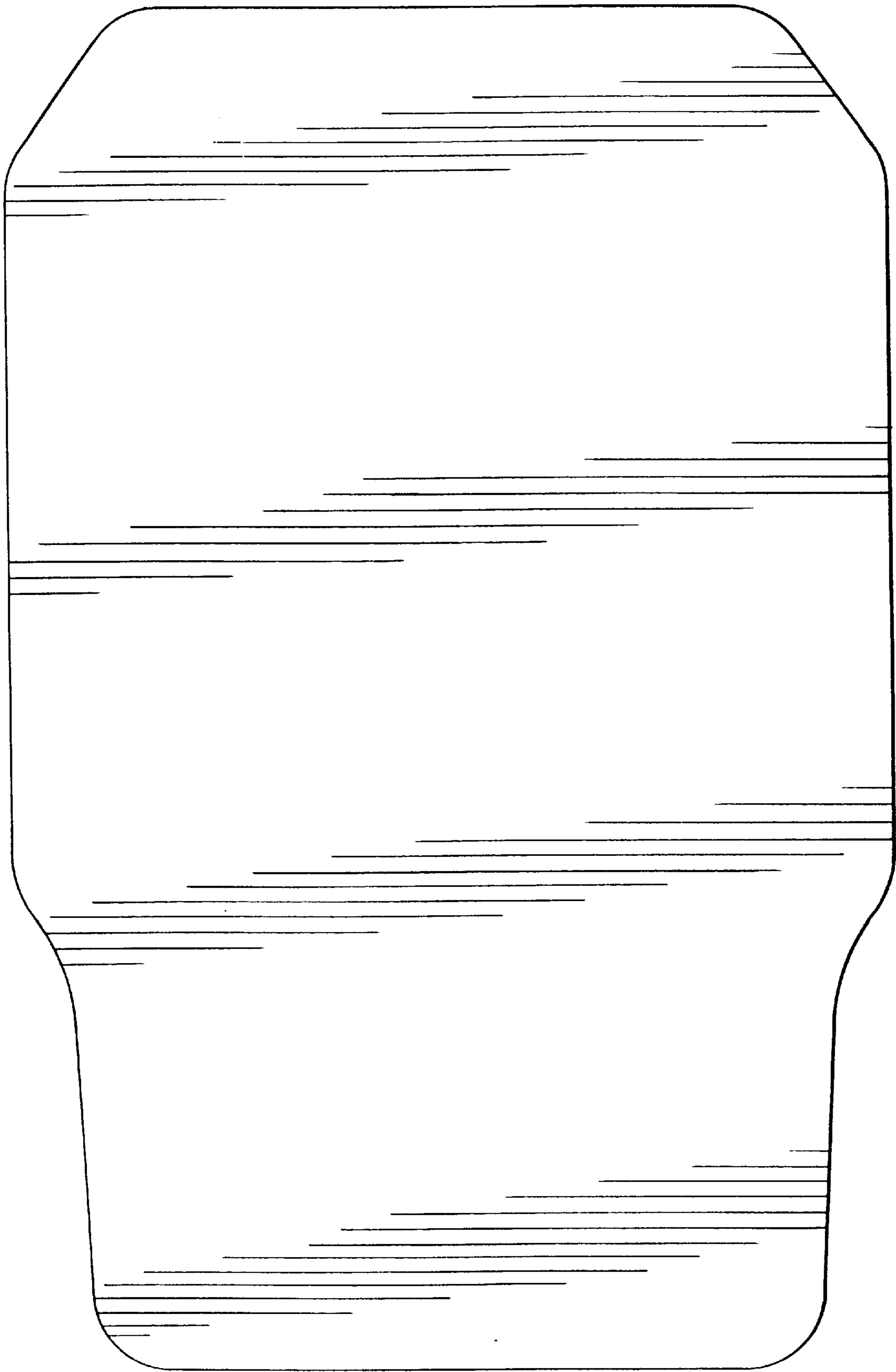


FIG. 6