



US00D425002S

United States Patent [19]

Elwell et al.

[11] **Patent Number: Des. 425,002**

[45] **Date of Patent: ** May 16, 2000**

[54] **VEHICLE SIDE RAIL HAVING CURLED CROSS SECTION**

[75] Inventors: **James P. Elwell; Dennis S. Elwell; Dennis L. Elwell**, all of Ankeny, Iowa

[73] Assignee: **Putco, Inc.**, Story City, Iowa

[**] Term: **14 Years**

[21] Appl. No.: **29/109,021**

[22] Filed: **Aug. 9, 1999**

[51] **LOC (7) Cl.** **12-16**

[52] **U.S. Cl.** **D12/190**

[58] **Field of Search** D12/190, 167, D12/196, 400, 203; 280/770, 163, 762, 768; 296/193, 207, 203.03, 209, 196, 197; 293/126-128, 21-23

[56] **References Cited**

U.S. PATENT DOCUMENTS

D. 289,891	5/1987	Bielby	D12/190
D. 297,230	8/1988	Huff	D12/203
D. 323,480	1/1992	Taylor	D12/167
D. 342,476	12/1993	Beckett	D12/203

D. 351,820	10/1994	Knapp, Jr.	D12/190
D. 399,465	10/1998	Saleen	D12/190
D. 413,561	9/1999	Kulla et al.	D12/190
D. 415,726	10/1999	Mobius et al.	D12/190

Primary Examiner—Cathron B. Matta
Assistant Examiner—Stacia Cadmus
Attorney, Agent, or Firm—Zarley, McKee, Thomte, Voorhees & Sease

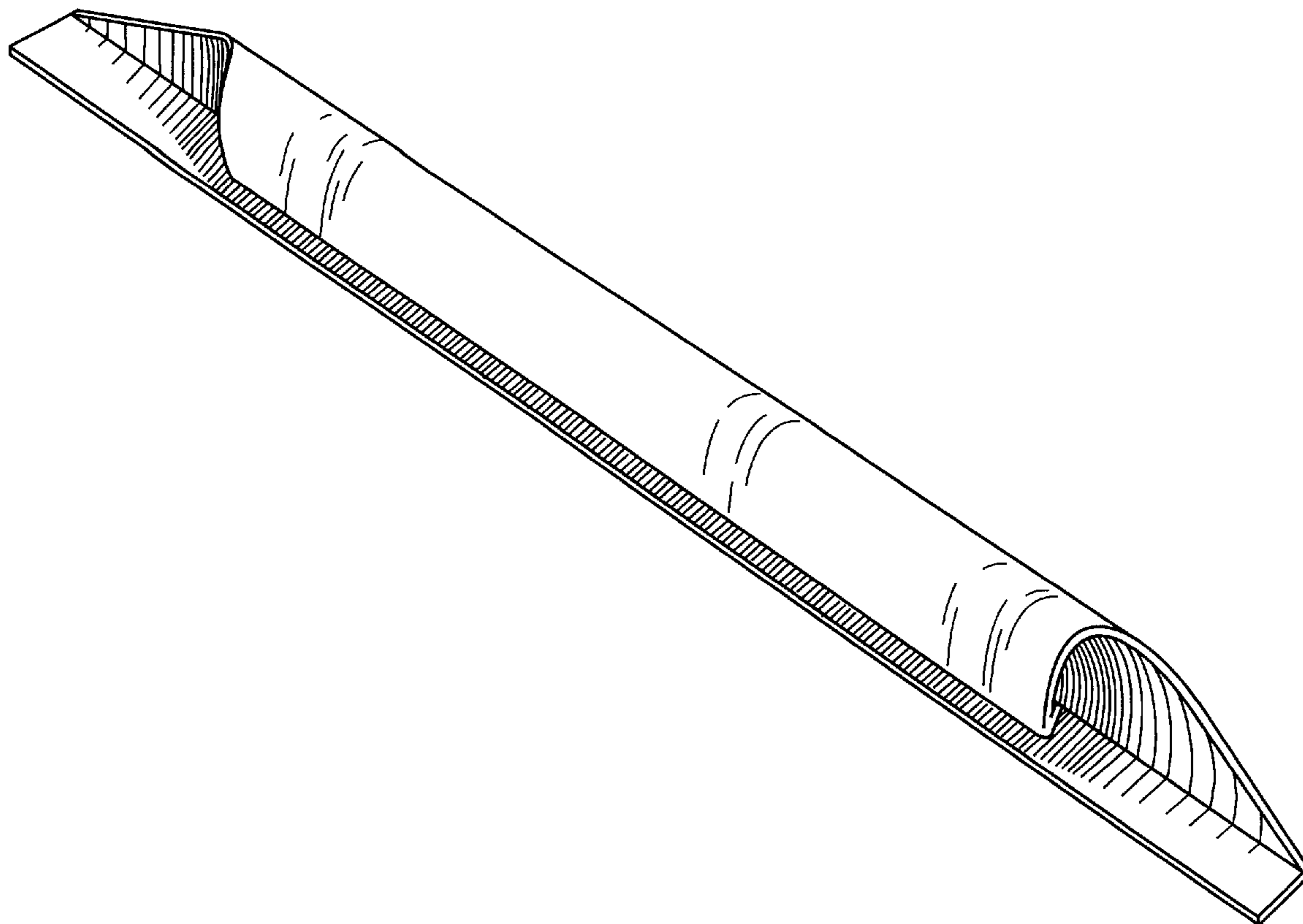
[57] **CLAIM**

The ornamental design for a vehicle side rail having curled cross section, as shown and described.

DESCRIPTION

FIG. 1 is a perspective view of the vehicle side rail having curled cross section;
FIG. 2 is a reduced rear elevational view thereof;
FIG. 3 is a reduced front elevational view thereof;
FIG. 4 is a reduced top plan view thereof;
FIG. 5 is a reduced bottom plan view thereof;
FIG. 6 is an enlarged end view thereof as taken from the righthand side of FIG. 3; and,
FIG. 7 is an enlarged front elevational view of FIG. 3 shown broken away for ease of illustration.

1 Claim, 2 Drawing Sheets



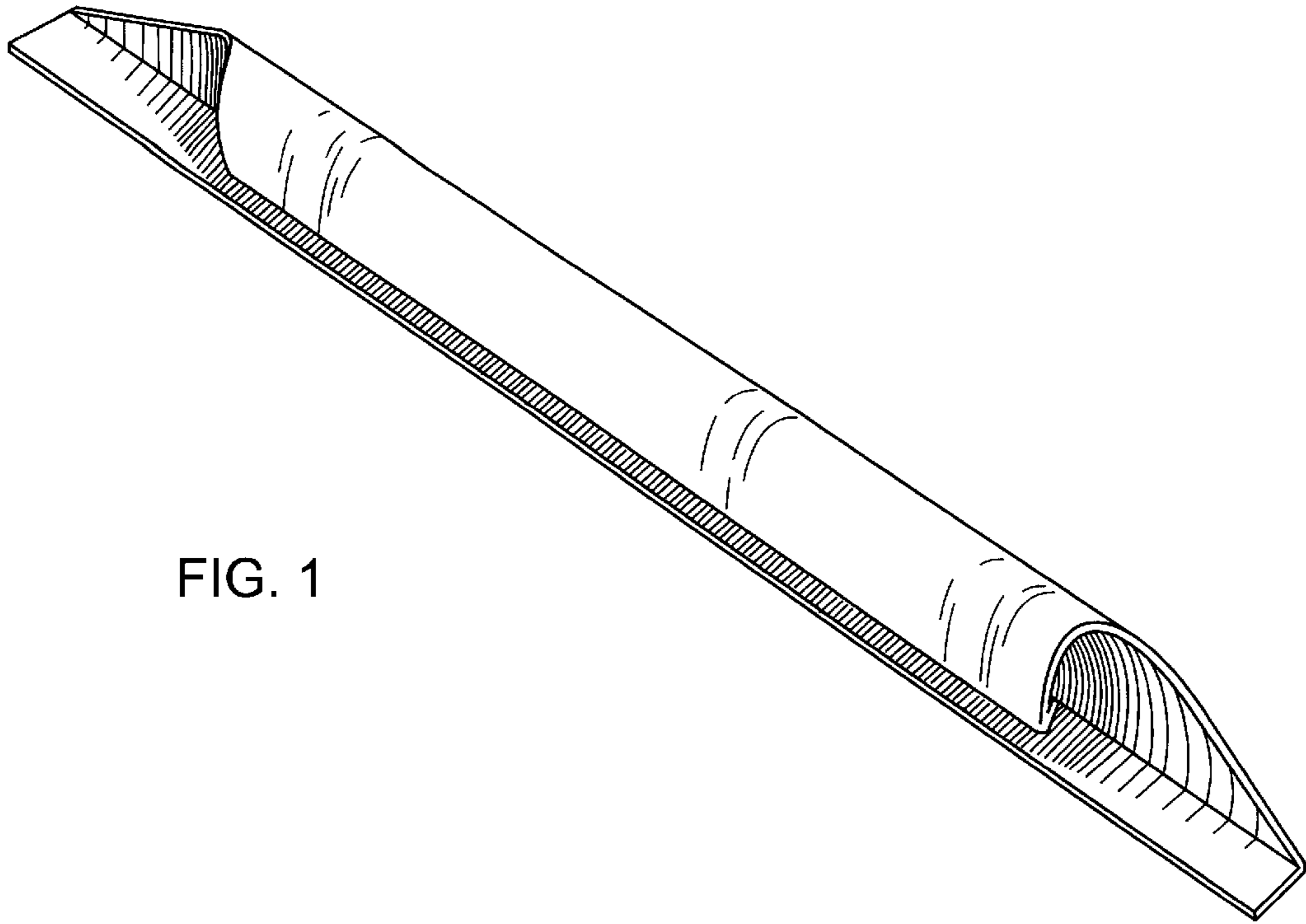


FIG. 1




FIG. 2



FIG. 3



FIG. 4




FIG. 5

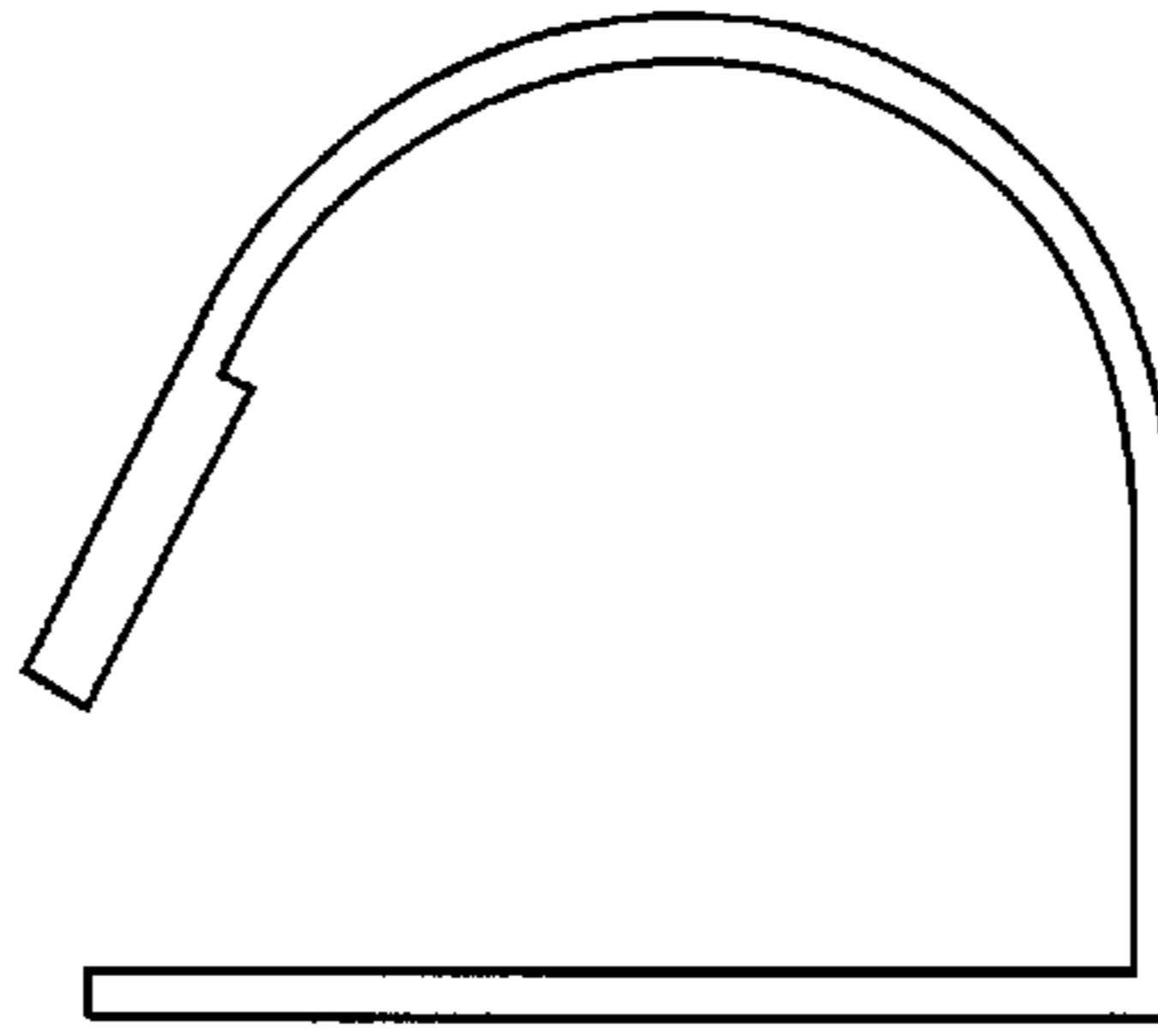


FIG. 6

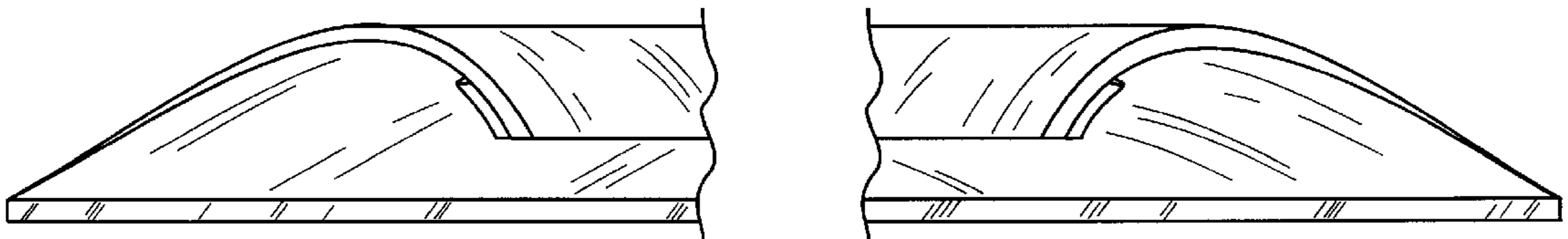


FIG. 7