



US00D424995S

United States Patent [19] Asakura

[11] **Patent Number: Des. 424,995**

[45] **Date of Patent: ** May 16, 2000**

[54] **PEDAL FOR AUTOMOBILES**

[75] Inventor: **Toshiaki Asakura**, Tokyo, Japan

[73] Assignee: **Napolex Corporation**, Tokyo, Japan

[**] Term: **14 Years**

[21] Appl. No.: **29/110,560**

[22] Filed: **Sep. 9, 1999**

D. 244,071	6/1986	Eichstadt	D12/174
D. 284,070	6/1986	Eichstadt	D12/174
D. 311,166	10/1990	Asano	D12/174
5,398,570	3/1995	Chou	74/563
5,497,678	3/1996	Chou	74/562.5

Primary Examiner—Melody N. Brown
Attorney, Agent, or Firm—Abelman, Frayne & Schwab

Related U.S. Application Data

[62] Division of application No. 29/096,106, Nov. 5, 1998.

[51] **LOC (7) Cl.** **12-16**

[52] **U.S. Cl.** **D12/174**

[58] **Field of Search** D12/174, 120,
D12/125; 74/562, 563, 560, 562.5, 512

References Cited

U.S. PATENT DOCUMENTS

D. 208,403 8/1967 Besonar D12/174

[57] CLAIM

The ornamental design for a pedal for automobiles, as shown and described.

DESCRIPTION

FIG. 1 is a top, front perspective view of a pedal for automobiles showing my new design;
FIG. 2 is a top view thereof.
FIG. 3 is a right-side view thereof.
FIG. 4 is a rear view thereof; and,
FIG. 5 is a left-side view thereof.

1 Claim, 2 Drawing Sheets

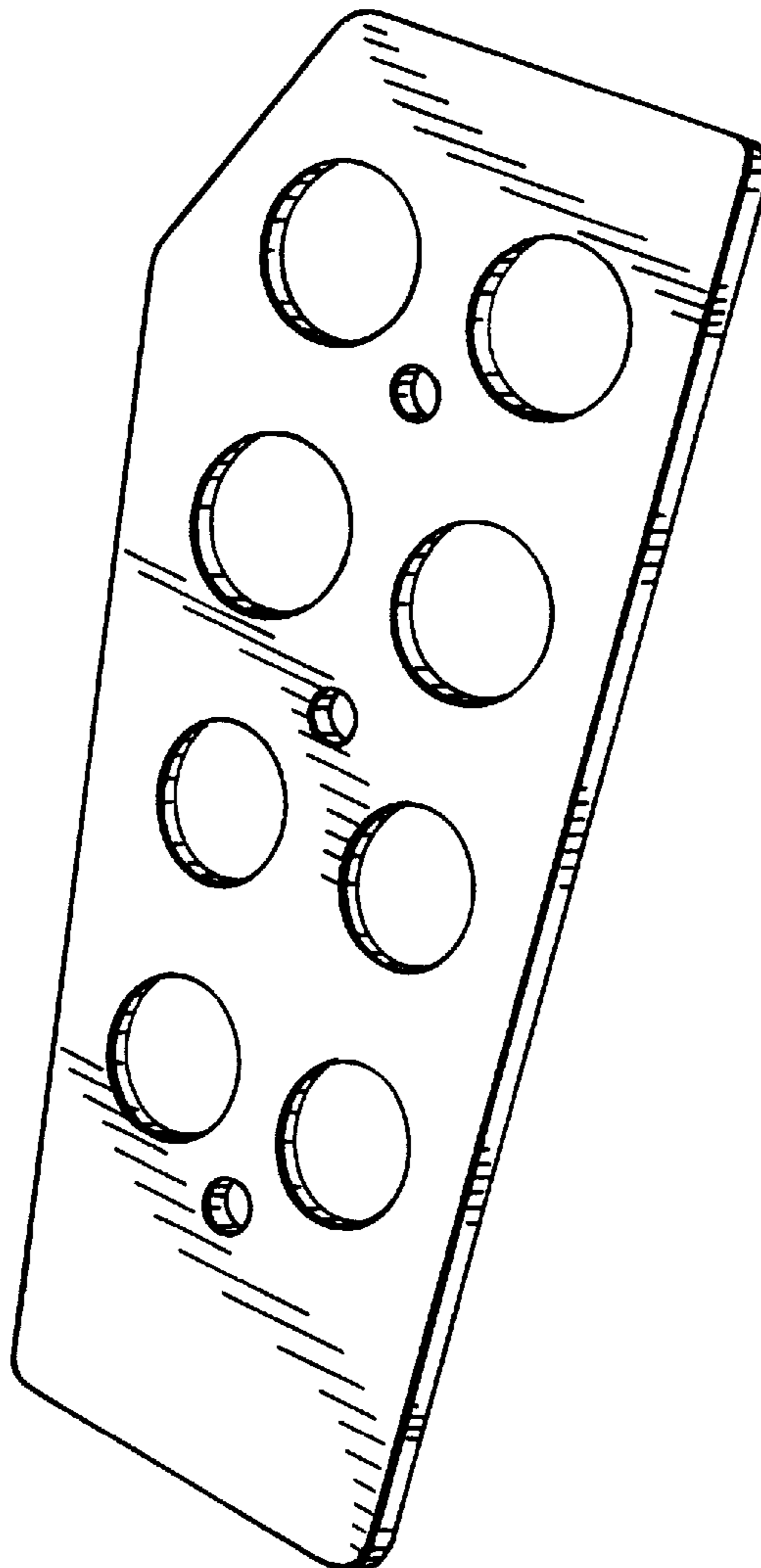


FIG. 1

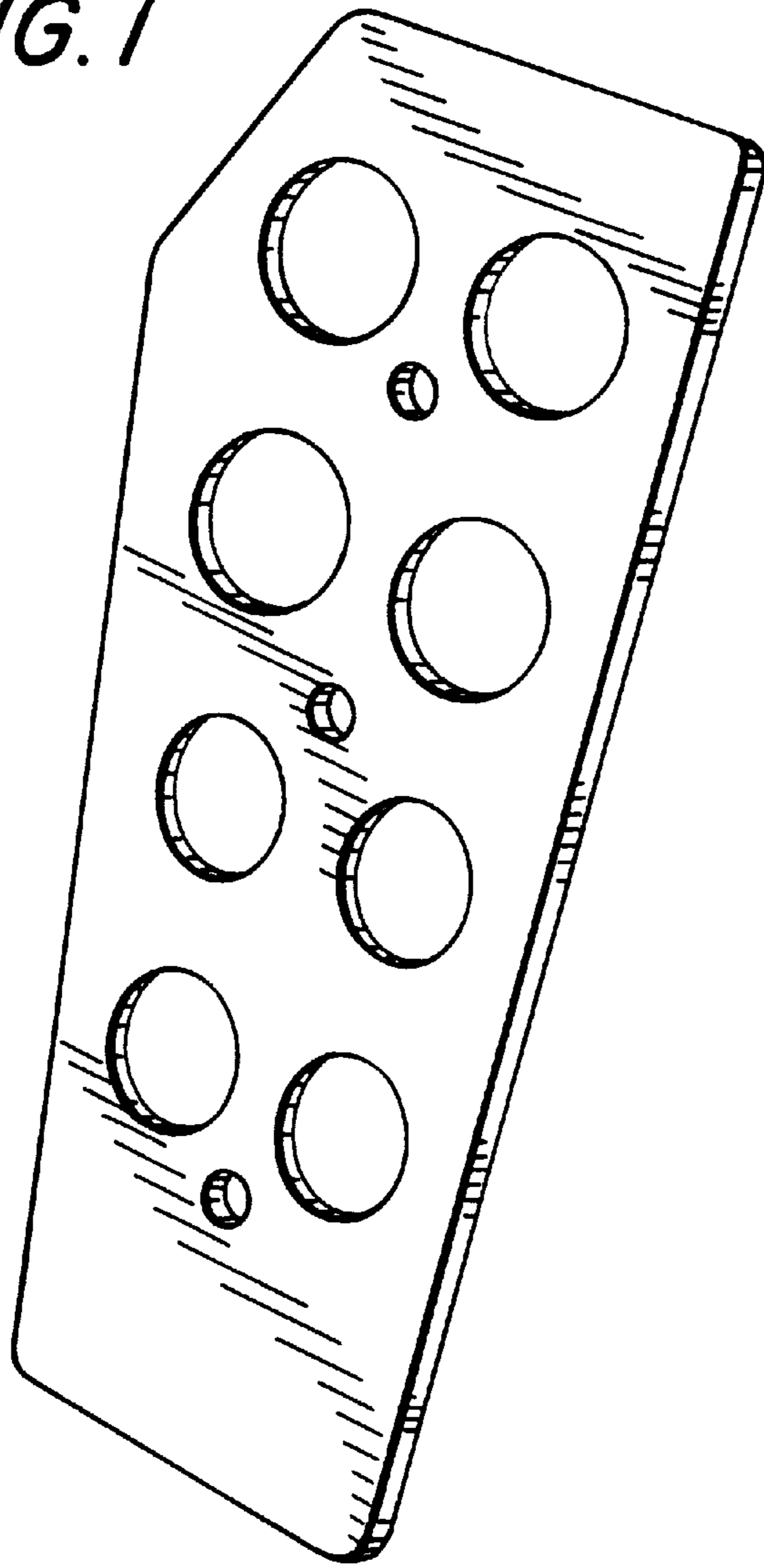


FIG. 2



FIG. 3



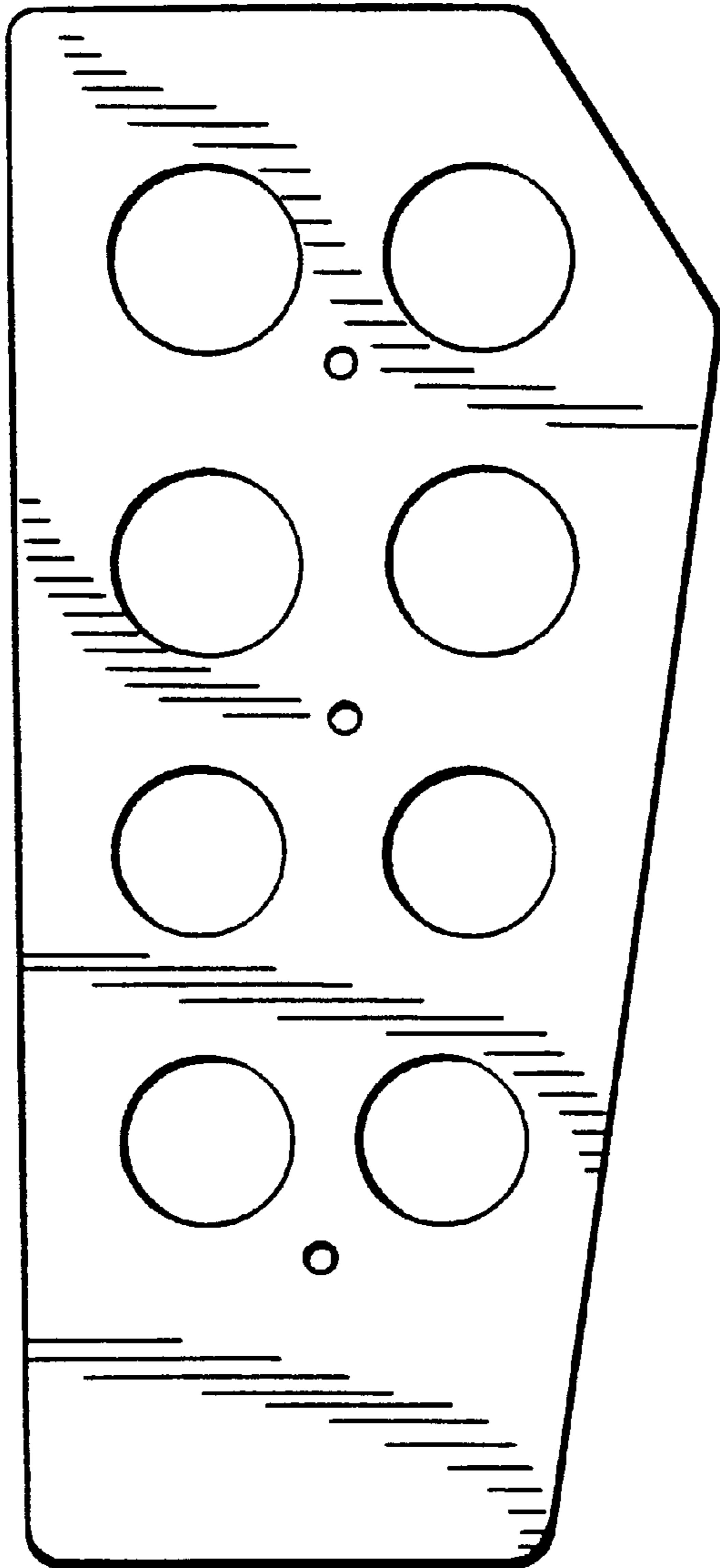


FIG. 4

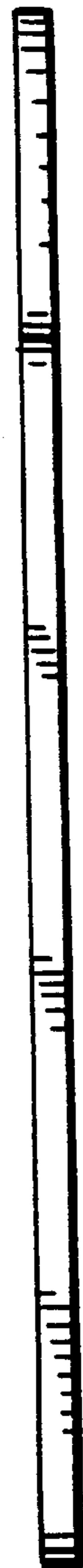


FIG. 5