



US00D424989S

United States Patent [19]

McCoy et al.

[11] **Patent Number: Des. 424,989**

[45] **Date of Patent: ** May 16, 2000**

[54] **FACE PLATE FOR OVAL TUBE HITCH RECEIVER**

D. 402,247 12/1998 Kass et al. D12/162
3,336,051 8/1967 Dale 280/724

[75] Inventors: **Richard W. McCoy**, Granger; **Chad A. McCoige**, Mishawaka; **Donald L. Pancheri**, South Bend, all of Ind.; **Michael A. Hoopes**, White Pigeon, Mich.

Primary Examiner—Robert M. Spear
Attorney, Agent, or Firm—King and Schickli, PLLC

[73] Assignee: **Reese Products, Inc.**, Elkhart, Ind.

[**] Term: **14 Years**

[57] **CLAIM**

The ornamental design for a face plate for oval tube hitch receiver, as shown and described.

[21] Appl. No.: **29/095,822**

[22] Filed: **Oct. 30, 1998**

DESCRIPTION

[51] **LOC (7) Cl.** **12-16**

[52] **U.S. Cl.** **D12/162**

[58] **Field of Search** D12/162; 280/477,
280/507, 510, 511, 512, 513, 482

FIG. 1 is a perspective view of the face plate for oval tube hitch receiver of the present invention shown in full line illustrated on an oval tube hitch receiver shown in phantom outline;

FIG. 2 is a rear elevational of the face plate for oval tube hitch receiver;

FIG. 3 is a right side elevational view thereof, the left side elevational view being a mirror image thereof; and,

FIG. 4 is a top plan view thereof.

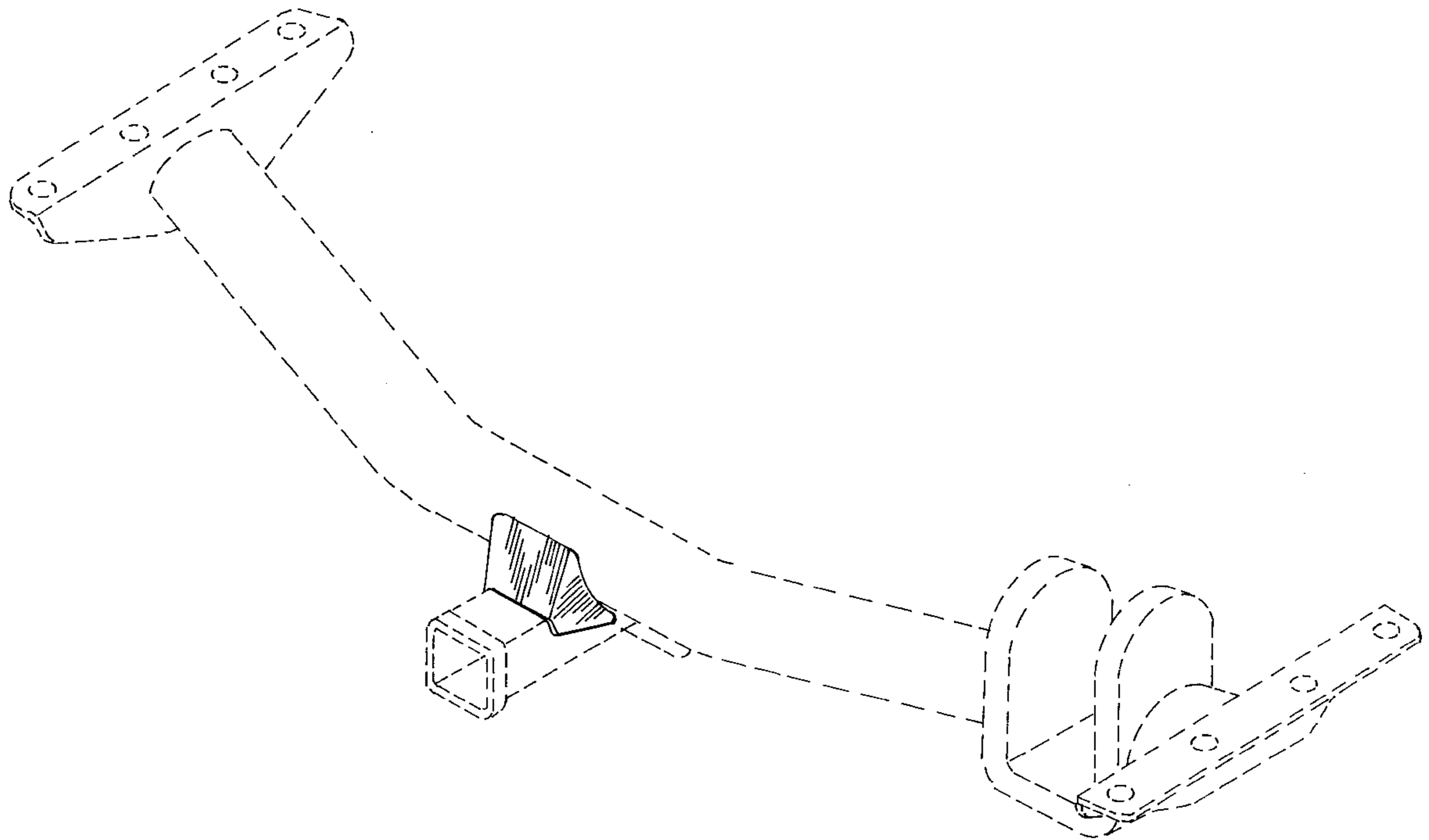
The broken line showing of a hitch receiver is for illustrative purposes only and forms no part of the claimed design.

[56] **References Cited**

U.S. PATENT DOCUMENTS

D. 372,892 8/1996 McCoy et al. D12/162

1 Claim, 2 Drawing Sheets






Fig. 2

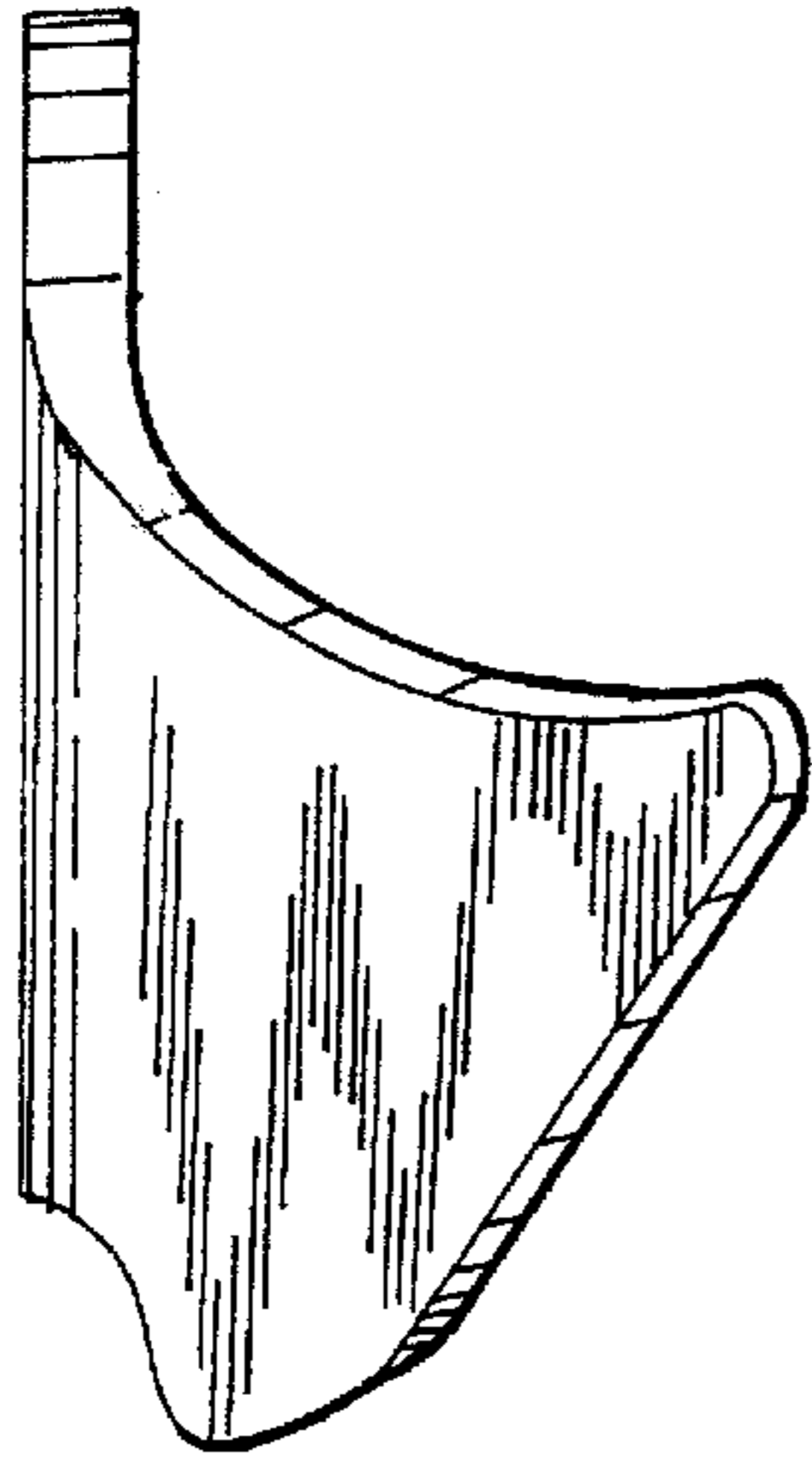



Fig. 3



Fig. 4