



US00D424972S

United States Patent [19] Ferguson

[11] Patent Number: Des. 424,972

[45] Date of Patent: ** May 16, 2000

[54] **PLANT AND FLOWER COLLAPSIBLE CONTAINER**

[75] Inventor: Roy G. Ferguson, Mississauga, Canada

[73] Assignee: Chantler Packaging

[**] Term: 14 Years

[21] Appl. No.: 29/094,039

[22] Filed: Sep. 24, 1998

[51] LOC (7) Cl. 11-02

[52] U.S. Cl. D11/143

[58] Field of Search D11/142-147,
D11/164; D19/59; D6/403, 405; 220/743;
206/423; 248/27.8; 428/317.1; D9/305,
430, 433, 306; 53/399, 410, 411, 461; 229/87.01,
87.05, 87.06; 47/72, 41.01-41.15

[56] **References Cited**

U.S. PATENT DOCUMENTS

D. 227,233	6/1973	Manuel	D9/305
D. 301,991	7/1989	Van Sant	D11/149
D. 364,340	11/1995	Weder et al.	D9/305
D. 365,043	12/1995	Bonds	D11/164
D. 368,025	3/1996	Sekerak et al.	D9/305
D. 369,540	5/1996	Weder et al.	D9/305
2,247,191	6/1941	Endres	206/423
5,381,642	1/1995	Weder et al.	53/399
5,501,060	3/1996	Weder et al.	53/399
5,557,882	9/1996	Weber	47/72 X
5,816,020	10/1998	Weder	47/41.01 X

Primary Examiner—Doris V. Coles
Assistant Examiner—Linda Brooks
Attorney, Agent, or Firm—Robert F. I. Conte; Lee, Mann, Smith, McWilliams, Sweeney, & Ohlson

[57] **CLAIM**

The ornamental design for a plant and flower collapsible container, as shown and described.

DESCRIPTION

FIG. 1 is a front view of a first embodiment of the plant and flower collapsible container showing my design.

FIG. 2 is a top view of the first embodiment of the plant and flower collapsible container showing my design.

FIG. 3 is a left-sided view of the first embodiment of the plant and flower collapsible container.

FIG. 4 is a right-sided view of the first embodiment of the plant and flower collapsible container.

FIG. 5 is a rear view of the first embodiment of the plant and flower collapsible container showing my design.

FIG. 6 is a front view of a second embodiment of the plant and flower collapsible container showing my design.

FIG. 7 is a top view of the second embodiment of the plant and flower collapsible container showing my design.

FIG. 8 is a left-sided view of the second embodiment of the plant and flower collapsible container.

FIG. 9 is a right-sided view of the second embodiment of the plant and flower collapsible container.

FIG. 10 is a rear view of the second embodiment of the plant and flower collapsible container showing my design.

FIG. 11 is a front view of the third embodiment of the plant and flower collapsible container showing my design.

FIG. 12 is a top view of the third embodiment of the plant and flower collapsible container showing my design.

FIG. 13 is a left-sided view of the third embodiment of the plant and flower collapsible container.

FIG. 14 is a right-sided view of the third embodiment of the plant and flower collapsible container.

FIG. 15 is a rear view of the third embodiment of the plant and flower container showing my design.

FIG. 16 is a front view of the fourth embodiment of the plant and flower collapsible container showing my design.

FIG. 17 is a top view of the fourth embodiment of the plant and flower collapsible container showing my design.

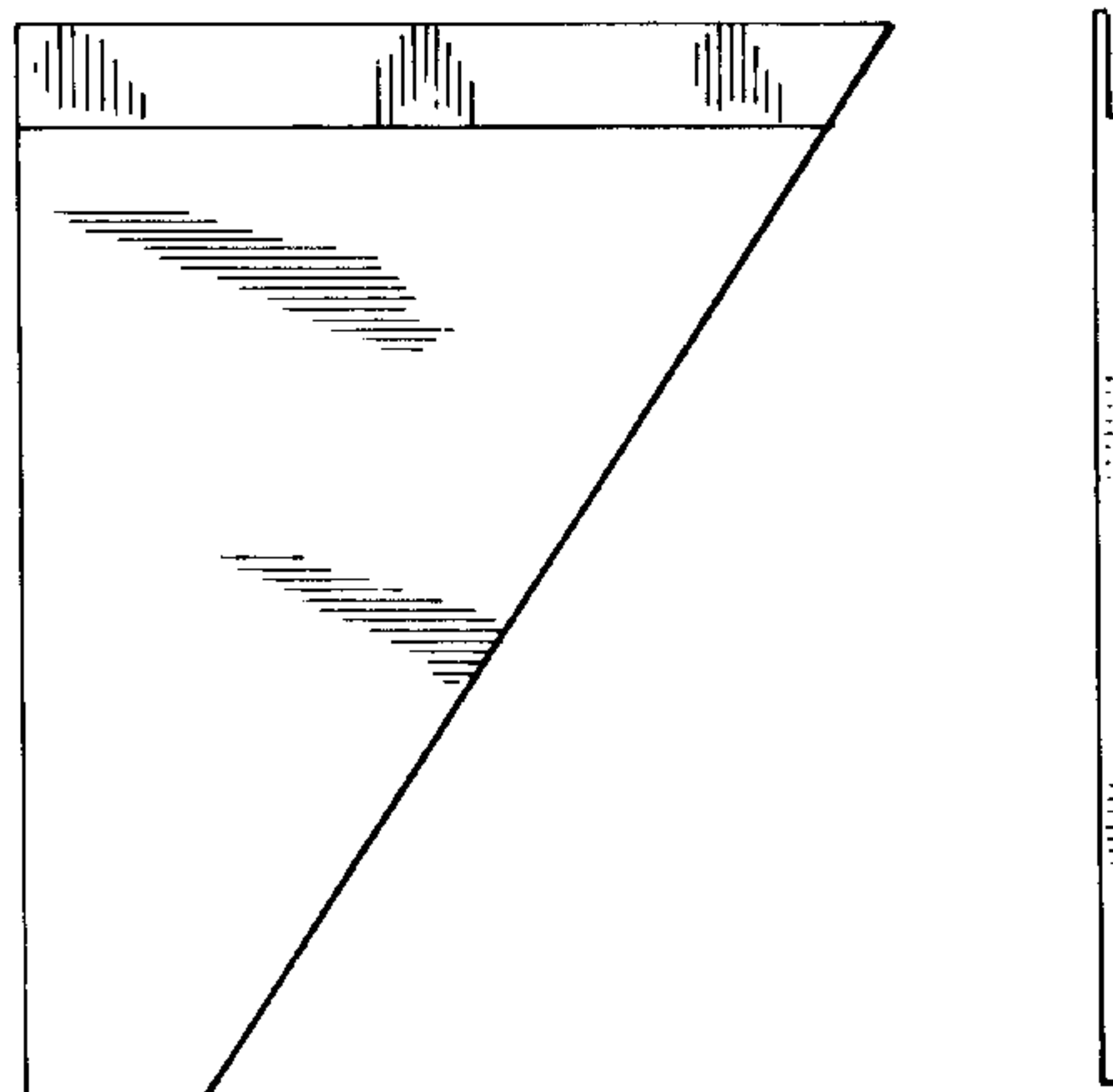
FIG. 18 is a left-sided view of the fourth embodiment of the plant and flower collapsible container.

FIG. 19 is a right-sided view of the fourth embodiment of the plant and flower collapsible container; and,

FIG. 20 is a rear view of the fourth embodiment of the plant and flower collapsible container showing my design.

The bottom view of the first through fourth embodiments of the plant and flower collapsible container is plain and non-ornamental.

The right-sided view of the first through fourth embodiments of the plant and flower collapsible container is plain and non-ornamental.



The left-sided view of the first through fourth embodiments of the plant and flower collapsible container is plain and non-ornamental.

1 Claim, 2 Drawing Sheets

FIG. 2

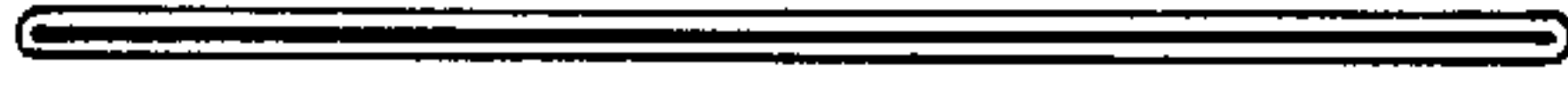


FIG. 3



FIG. 1




FIG. 4

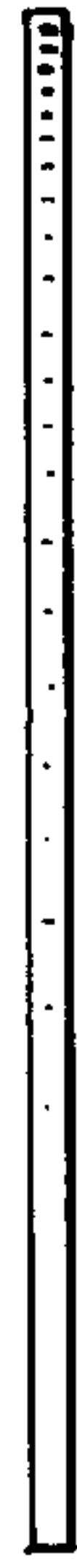


FIG. 5

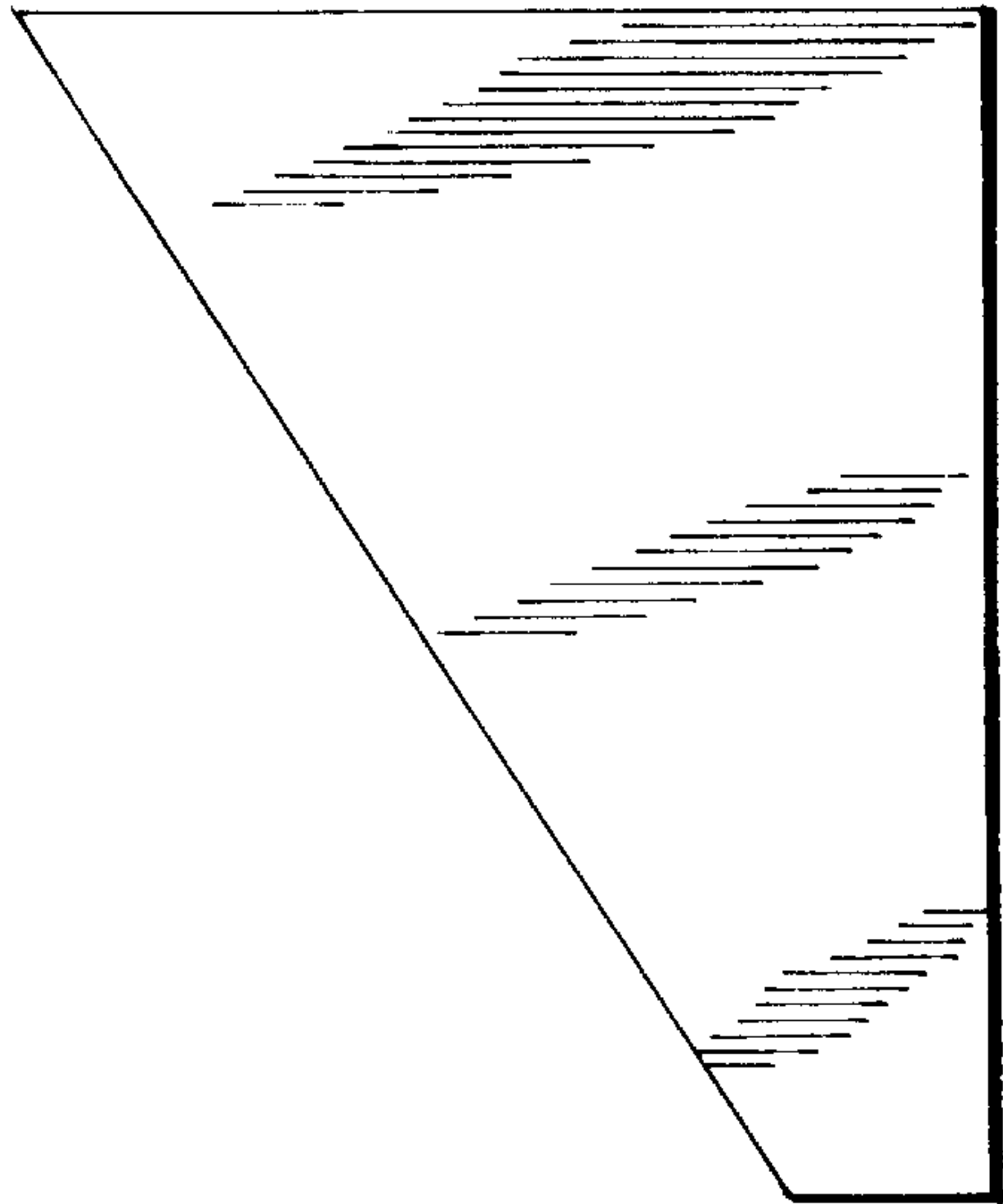


FIG. 7




FIG. 8



FIG. 6

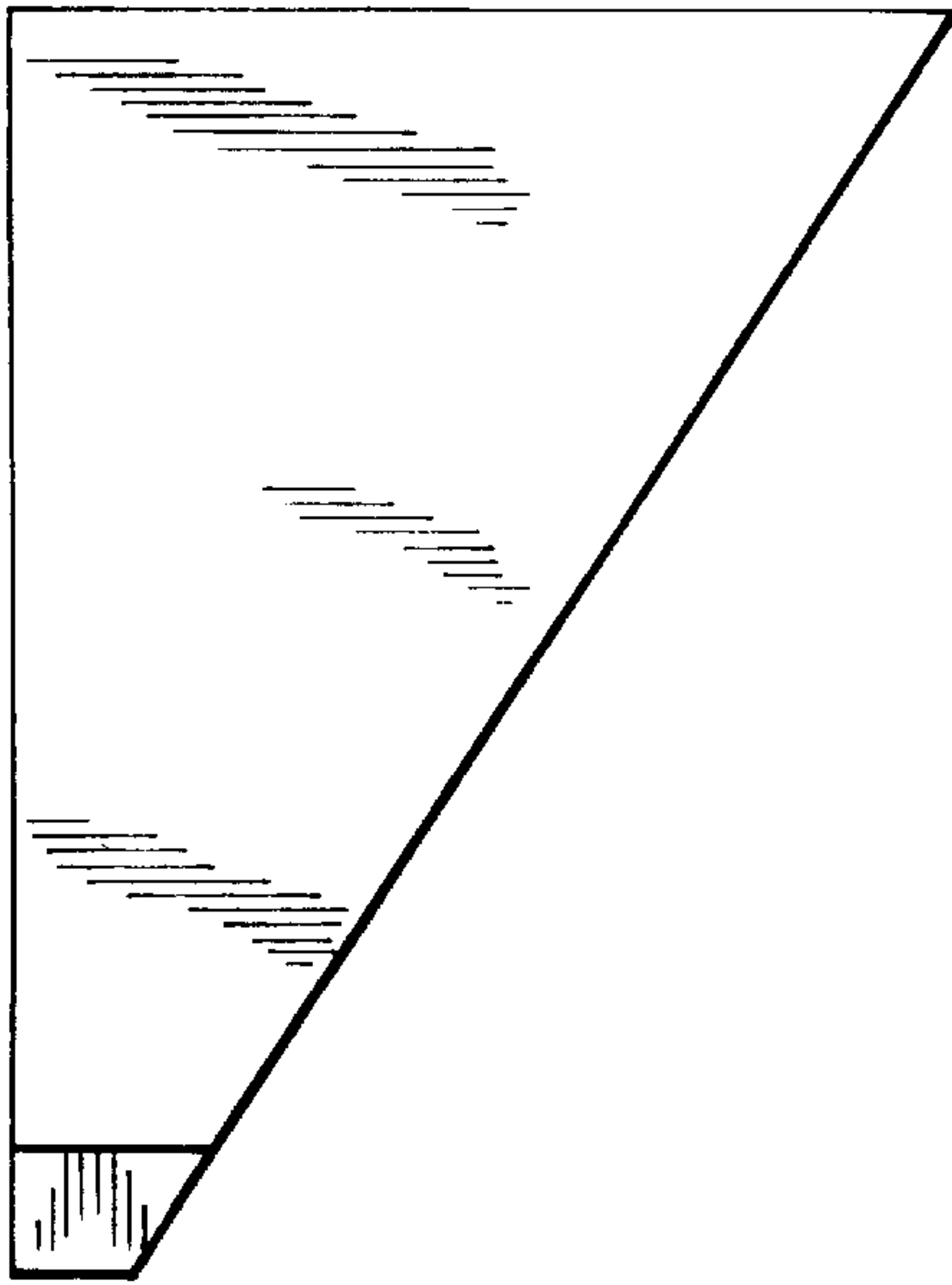


FIG. 9

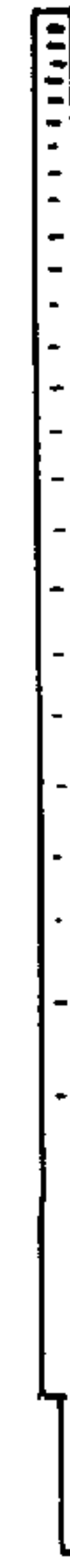


FIG. 10

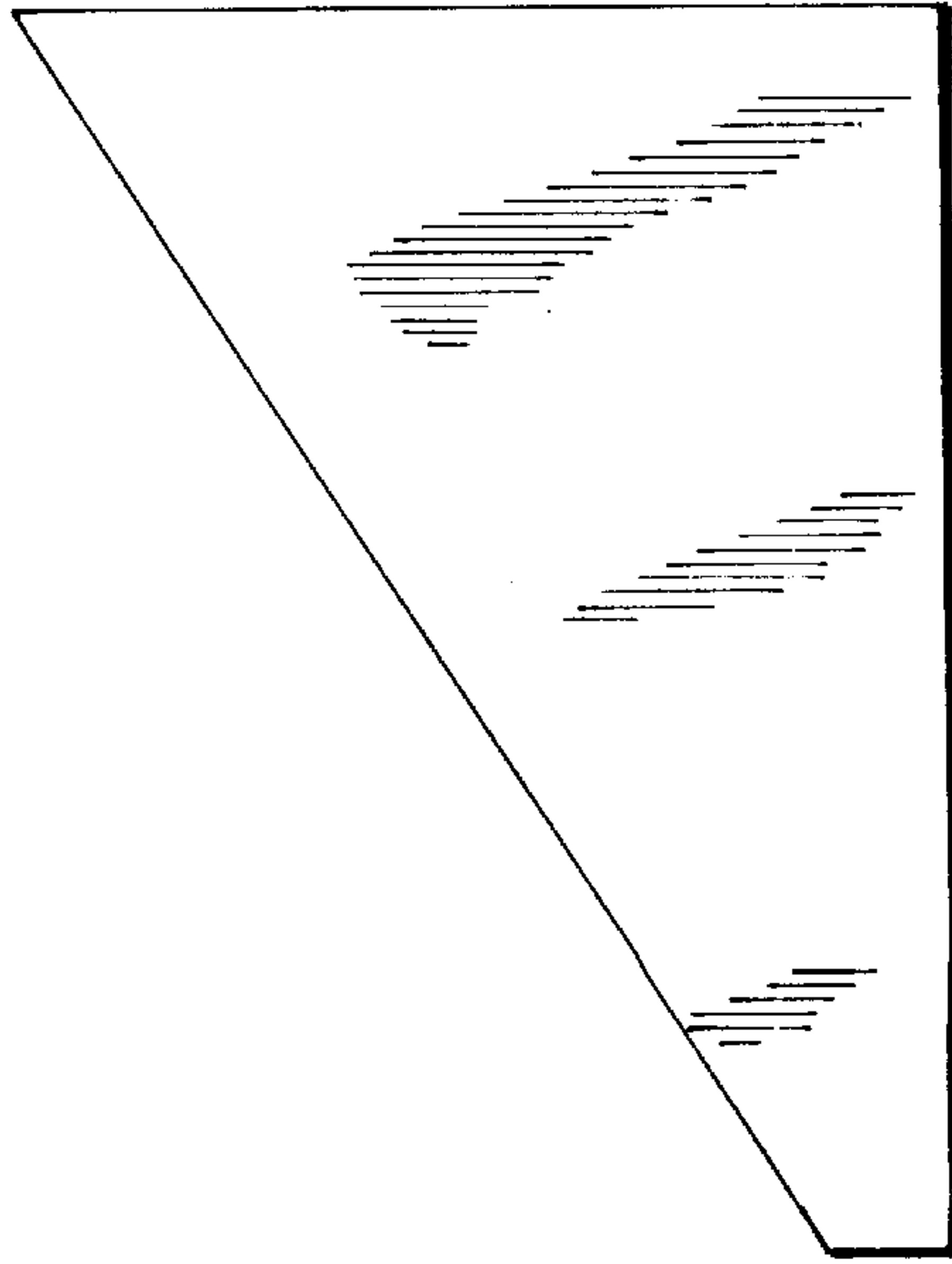


FIG. 12




FIG. 13



FIG. 11

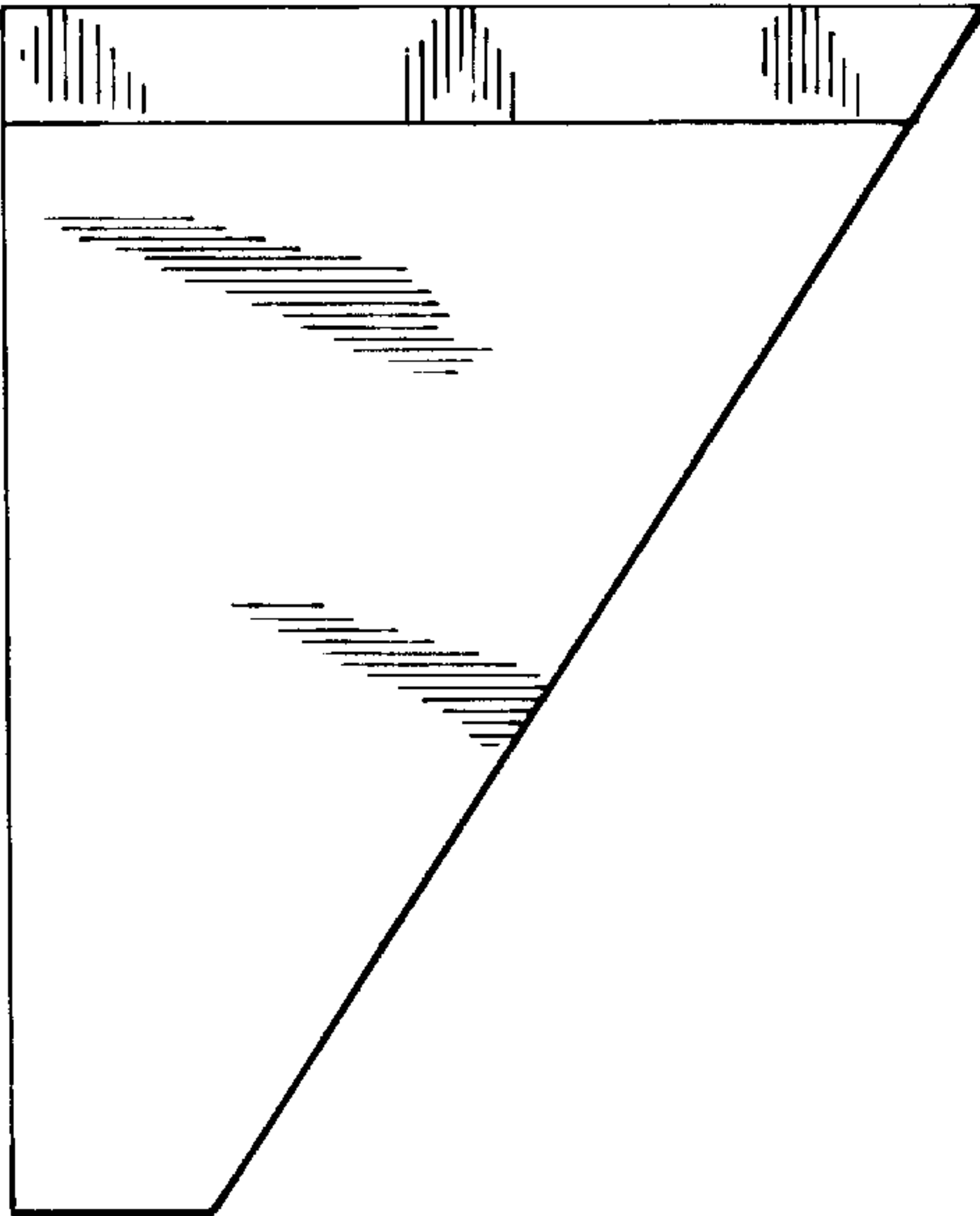


FIG. 14

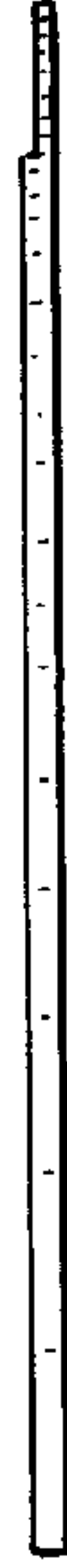


FIG. 15

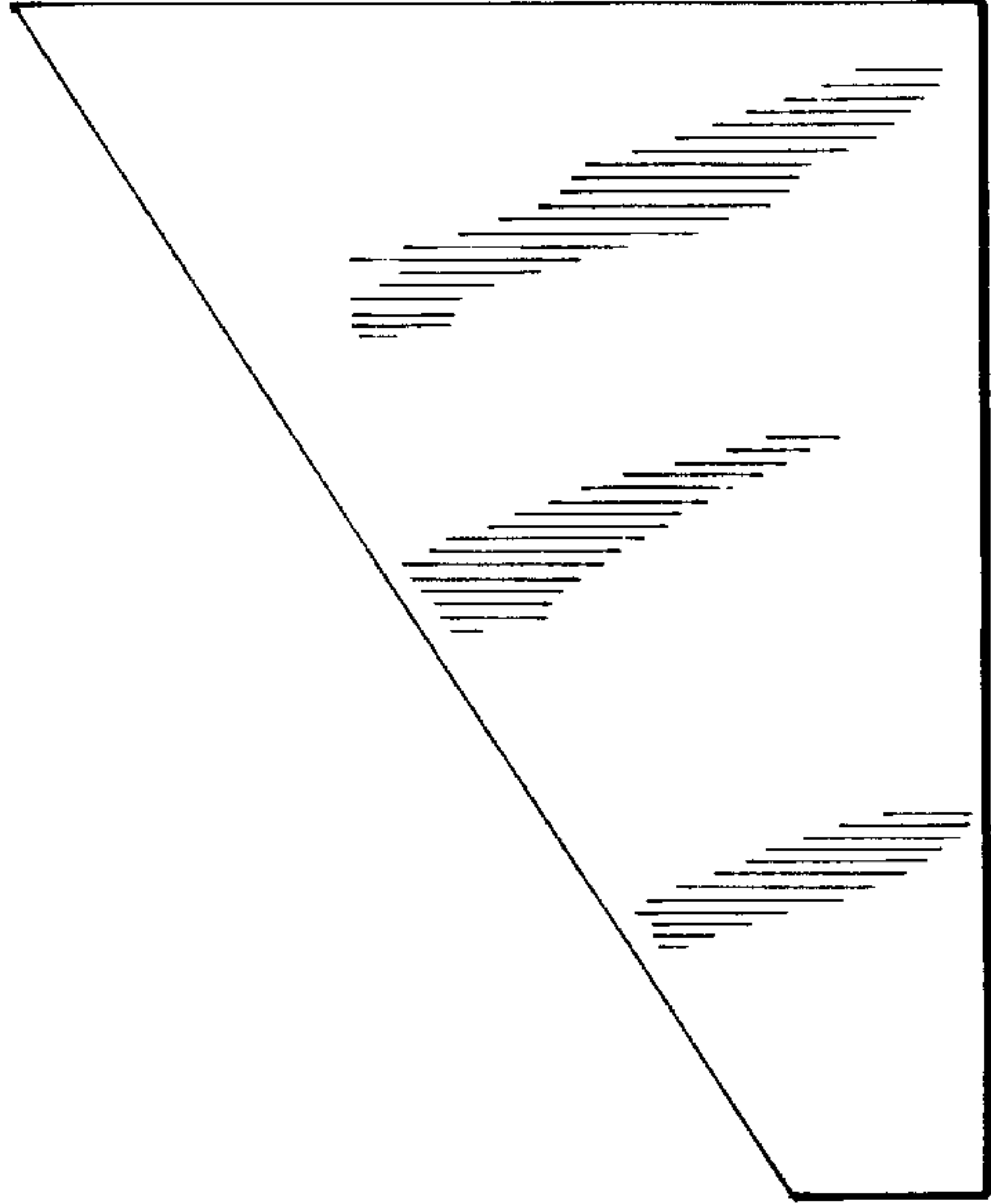


FIG. 17




FIG. 18



FIG. 16

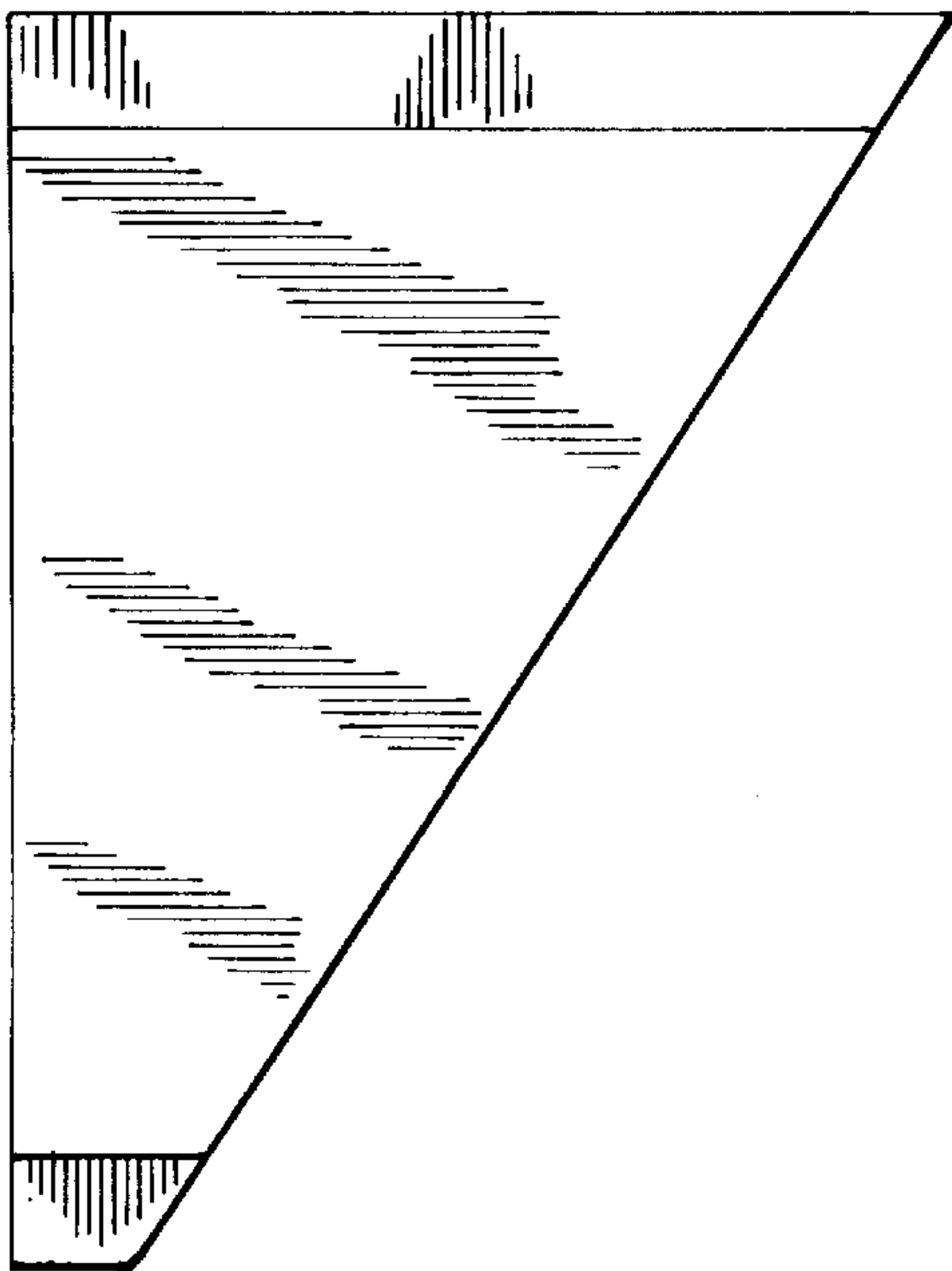


FIG. 19

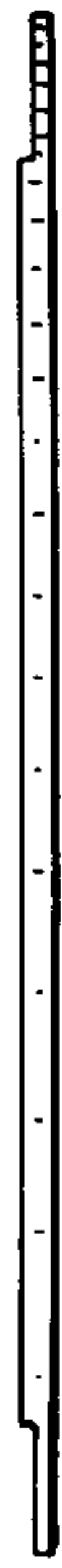


FIG. 20

