



US00D424971S

United States Patent [19]
Churchville

[11] **Patent Number: Des. 424,971**

[45] **Date of Patent: ** May 16, 2000**

[54] **DECORATIVE TABLEAUX**

1,233,076 7/1917 Lowenstien 40/701
3,723,904 3/1973 Bernier 40/701
4,196,535 4/1980 Heimo 40/738

[75] Inventor: **Barbara Ann Churchville**, Kennett Square, Pa.

[73] Assignee: **Franklin Mint Company**, Franklin Center, Pa.

[**] Term: **14 Years**

[21] Appl. No.: **29/093,131**

[22] Filed: **Jun. 22, 1998**

Related U.S. Application Data

[62] Division of application No. 29/080,607, Dec. 11, 1997, Pat. No. Des. 407,666.

[51] **LOC (7) Cl.** **11-02**

[52] **U.S. Cl.** **D11/132; D6/300; D11/131; D11/133**

[58] **Field of Search** D6/300-314; D20/29; 40/700, 711, 735, 738, 745, 765, 780, 790, 791, 798, 799; D11/131, 133, 157, 132

[56] **References Cited**

U.S. PATENT DOCUMENTS

D. 237,240 10/1975 Paez D6/303

OTHER PUBLICATIONS

Joan Cook, 1986, p. 31, new wave frame in center. Gifts and Decorative Accessories, Dec. 1984, p. 132, frame at top left.

Primary Examiner—Janice E. Seeger
Attorney, Agent, or Firm—Seidel, Gonda, Lavorgna & Monaco, PC

[57] **CLAIM**


The ornamental design for decorative tableaux, as shown and described.

DESCRIPTION

FIG. 1 is a perspective view of a decorative tableaux, showing my new design; the broken lines are for environmental purposes only and form no part of the claimed design; and,

FIG. 2 is a rear perspective view thereof.

1 Claim, 2 Drawing Sheets






FIG. 1

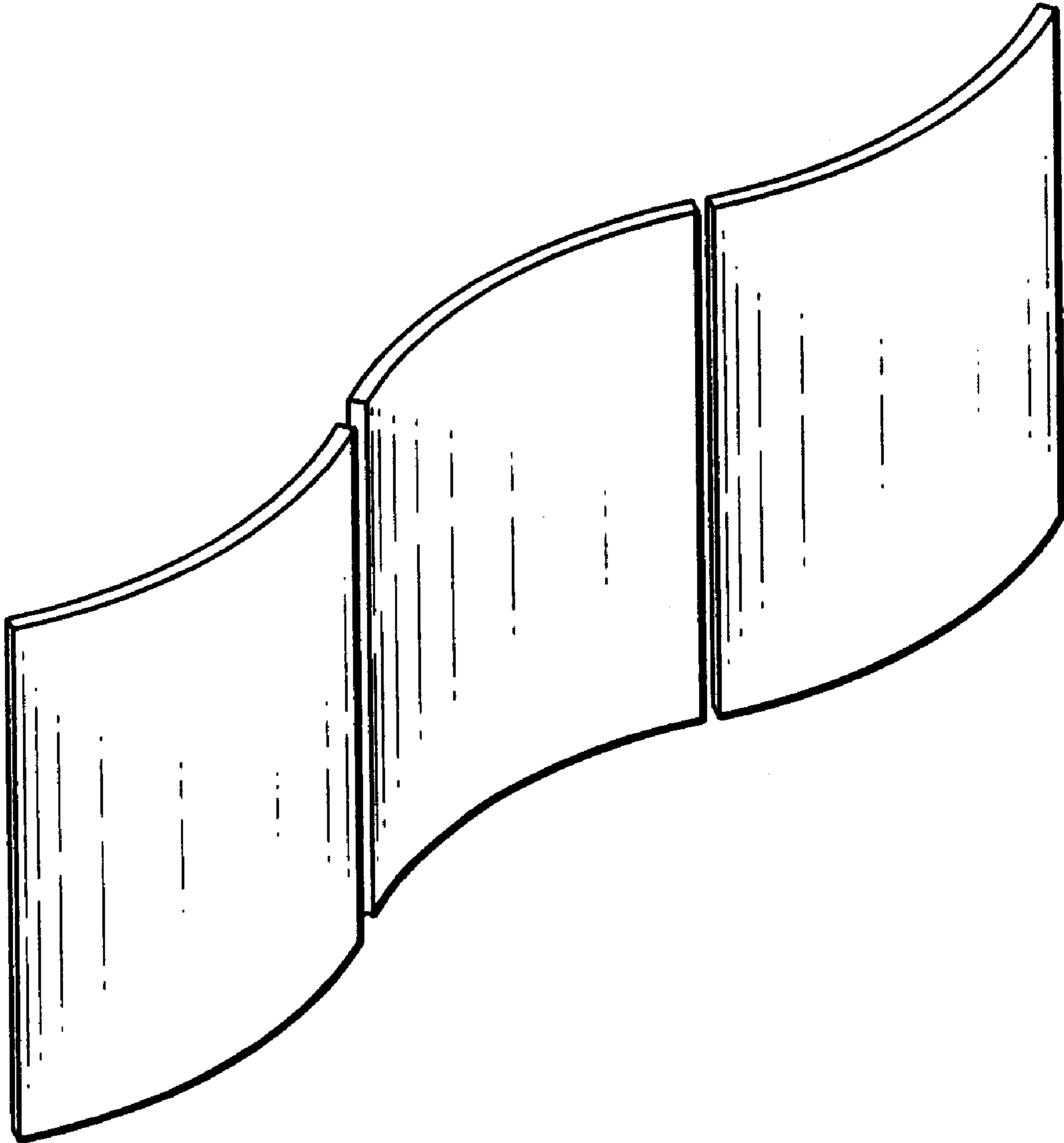


FIG. 2