



US00D424967S

# United States Patent [19]

Perrin et al.

[11] **Patent Number: Des. 424,967**

[45] **Date of Patent: \*\* May 16, 2000**

[54] **RING**

[75] Inventors: **Alain-Dominique Perrin**, London, United Kingdom; **Anne Cabarbaye**, Fontenay-Sous-Bois, France

[73] Assignee: **Cartier International, B.V.**, Amsterdam, Netherlands

[\*\*] Term: **14 Years**

[21] Appl. No.: **29/103,087**

[22] Filed: **Apr. 8, 1999**

[30] **Foreign Application Priority Data**

Nov. 6, 1998 [FR] France ..... 98 6432

[51] **LOC (7) Cl.** ..... **11-01**

[52] **U.S. Cl.** ..... **D11/28**

[58] **Field of Search** ..... D11/1-5, 26-39; 63/15, 15.1, 15.2, 15.3, 15.4, 15.7, 15.5

[56] **References Cited**

**U.S. PATENT DOCUMENTS**

D. 53,040 3/1919 Kropé ..... 63/15

D. 392,585 3/1998 Kohl ..... D11/26  
1,972,128 9/1934 Bobbroff ..... 63/15  
3,606,766 9/1971 Hill ..... 63/15

**OTHER PUBLICATIONS**

Goldschmiede -Zeitung May 1968 p. 563 Item upper right side of page.

*Primary Examiner*—Ralf Seifert  
*Attorney, Agent, or Firm*—Pillsbury Madison & Sutro LLP


[57] **CLAIM**

The ornamental design for a ring, as shown and described.

**DESCRIPTION**

FIG. 1 is a top view of the ring showing my new design, FIG. 2 is a bottom view of the ring thereof, FIG. 3 is a perspective view thereof, FIG. 4 is a front elevational view thereof, FIG. 5 is a left elevational view thereof, FIG. 6 is a right elevational view thereof; and, FIG. 7 is a rear elevational view thereof.

**1 Claim, 1 Drawing Sheet**



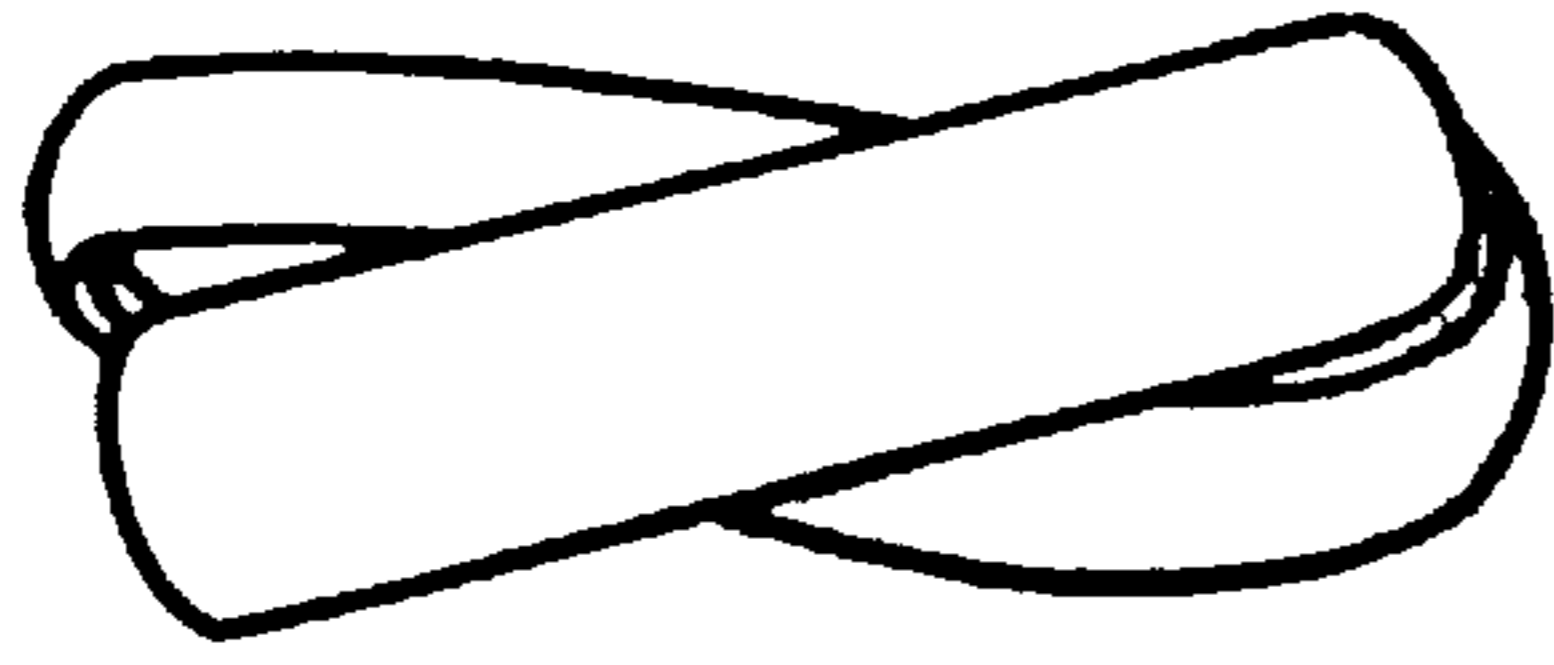


FIG. 4

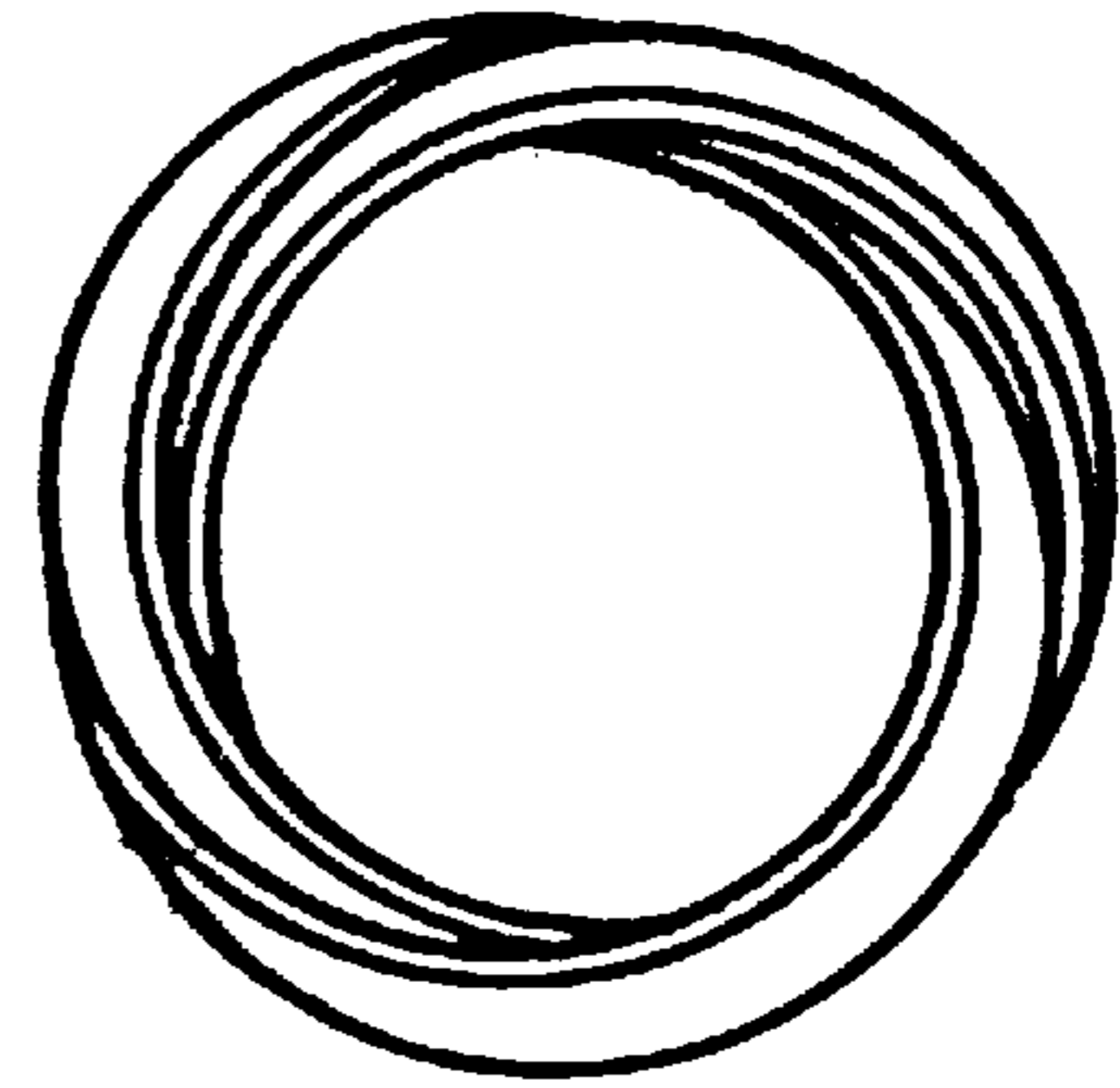


FIG. 1




FIG. 5

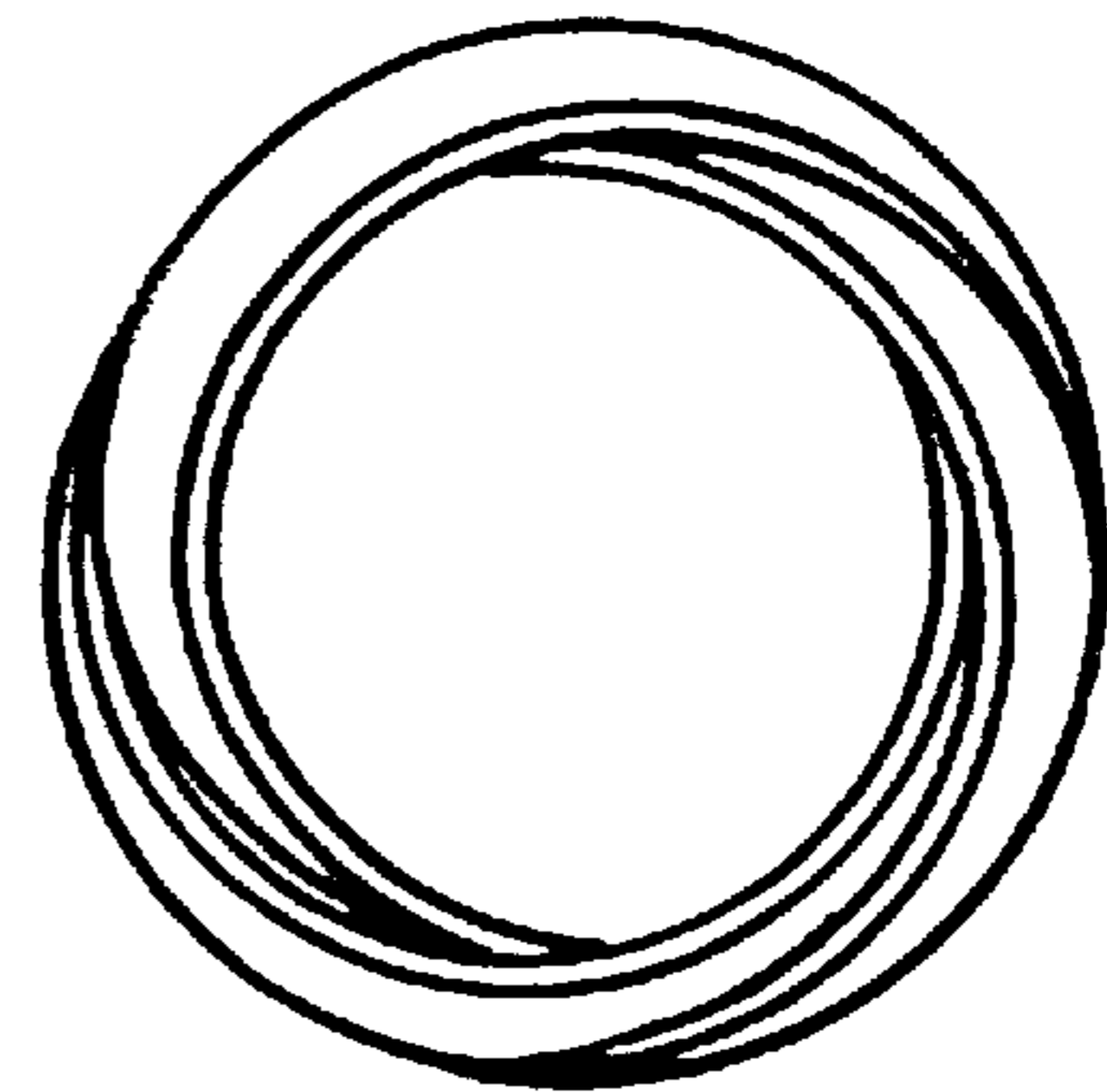


FIG. 2



FIG. 6




FIG. 7




FIG. 3