



US00D424966S

United States Patent [19]
Ofiesh, II

[11] **Patent Number: Des. 424,966**

[45] **Date of Patent: ** May 16, 2000**

[54] **JEWELRY RING**

[76] Inventor: **Gabriel D. Ofiesh, II**, P.O. Box 2002,
Charlottesville, Va. 22902

[**] Term: **14 Years**

[21] Appl. No.: **29/105,542**

[22] Filed: **May 26, 1999**

[51] **LOC (7) Cl.** **11-01**

[52] **U.S. Cl.** **D11/26**

[58] **Field of Search** D11/26-39, 3,
D11/4; 63/3, 3.1, 7, 9, 15, 15.1, 15.2, 15.3,
15.4, 15.45, 15.65, 15.7, 15.8, 26

[56] **References Cited**

U.S. PATENT DOCUMENTS

- D. 136,481 10/1943 Bartmess D11/38
- D. 184,833 4/1959 Sager D11/39
- D. 215,329 9/1969 Shiman D11/34

- 221,728 11/1879 Halsey 63/15.4
- D. 262,271 12/1981 Barr D11/39
- D. 266,062 9/1982 Austin D11/26
- D. 271,187 11/1983 Bulgari D11/3
- D. 337,543 7/1993 Caldow D11/26
- 613,243 11/1898 Carroll et al. 63/15.4
- 1,327,606 1/1920 Bacharach 63/15.4
- 4,226,094 10/1980 Wolpoff 63/15.4

Primary Examiner—Cathy Anne MacCormac

[57] **CLAIM**

The ornamental design for a jewelry ring, as shown and described.

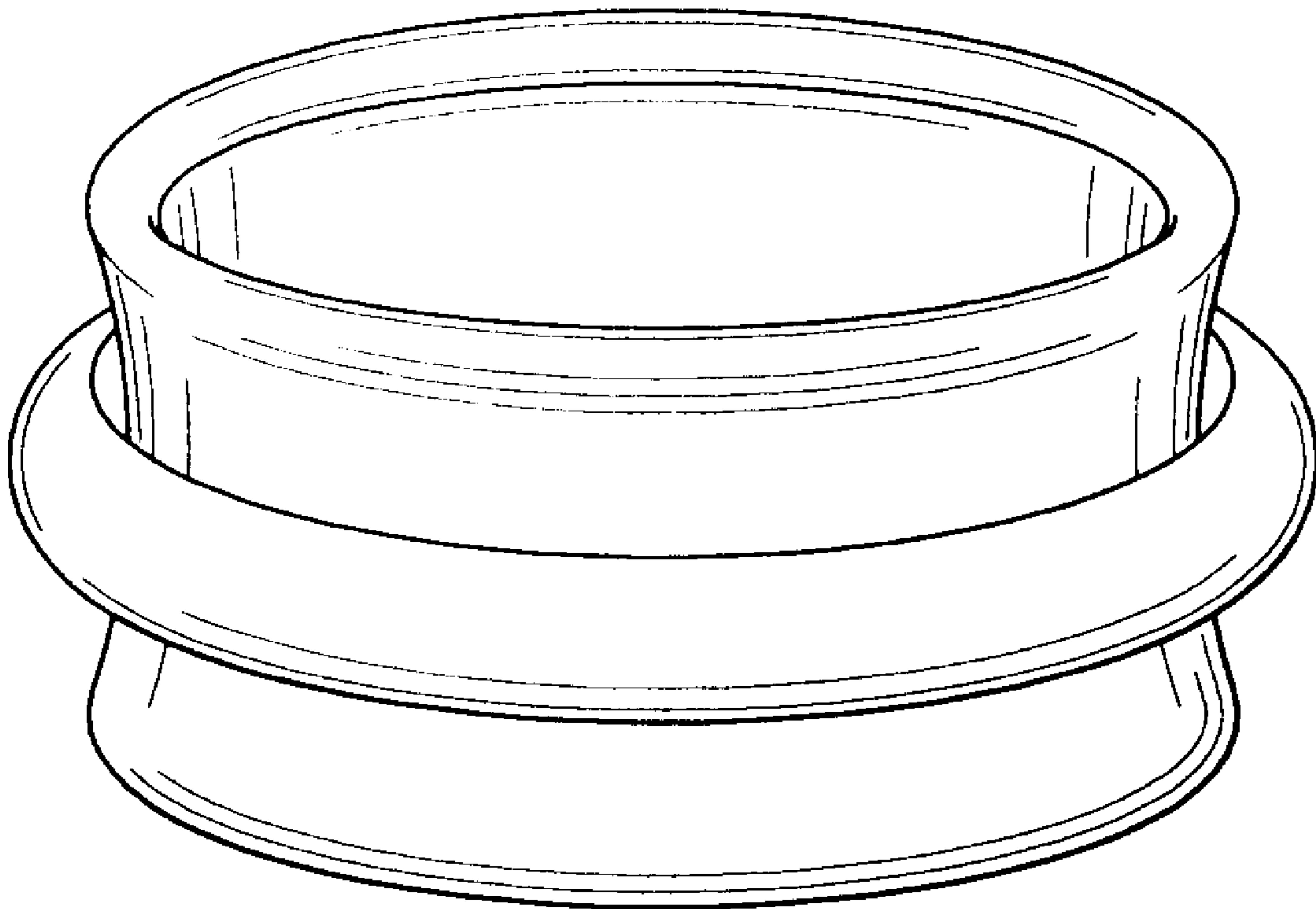
DESCRIPTION

FIG. 1 is a perspective view of a jewelry ring showing my new design;

FIG. 2 is an elevational view thereof; and,

FIG. 3 is a top plan view thereof.

1 Claim, 1 Drawing Sheet



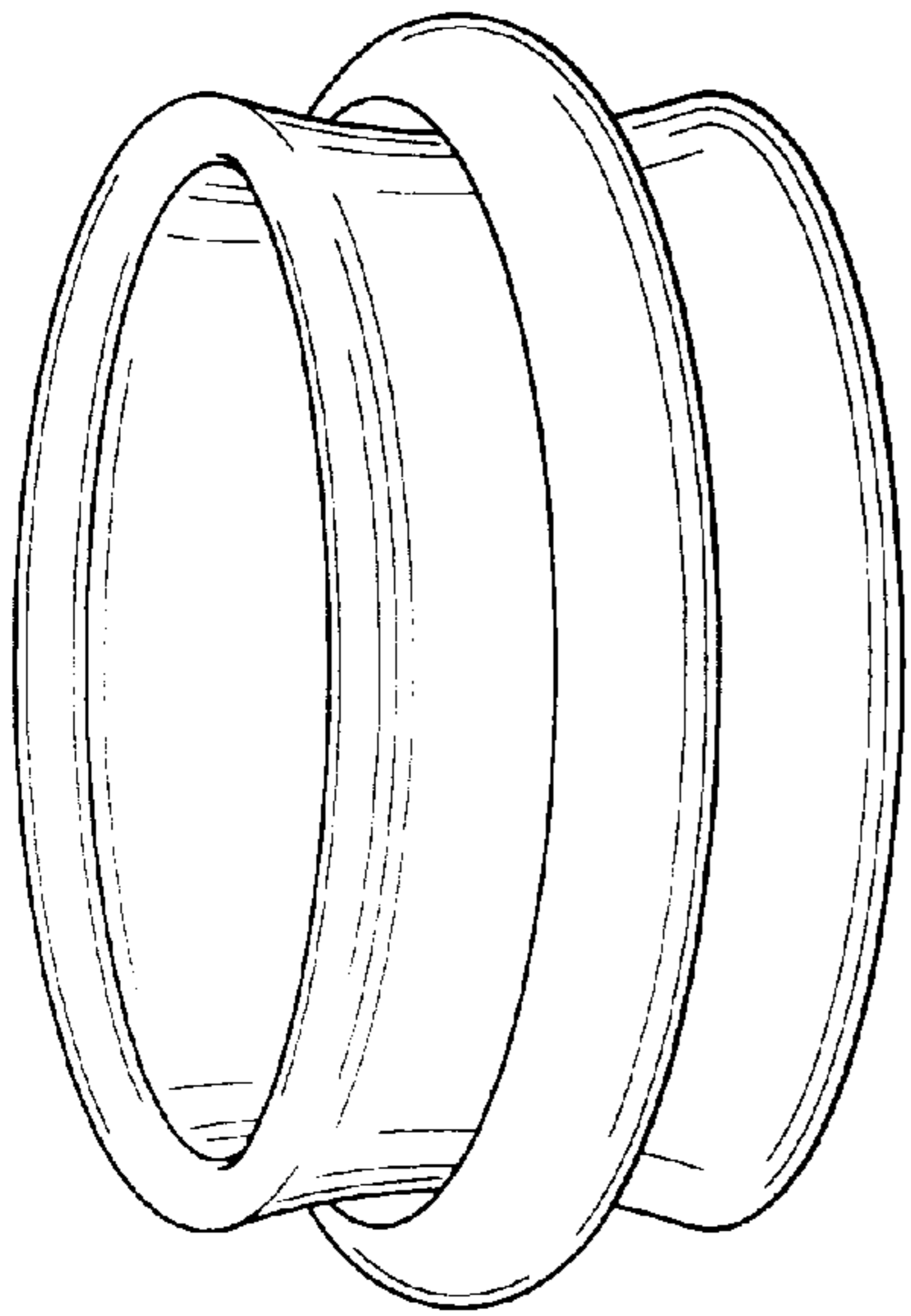


FIG. 1

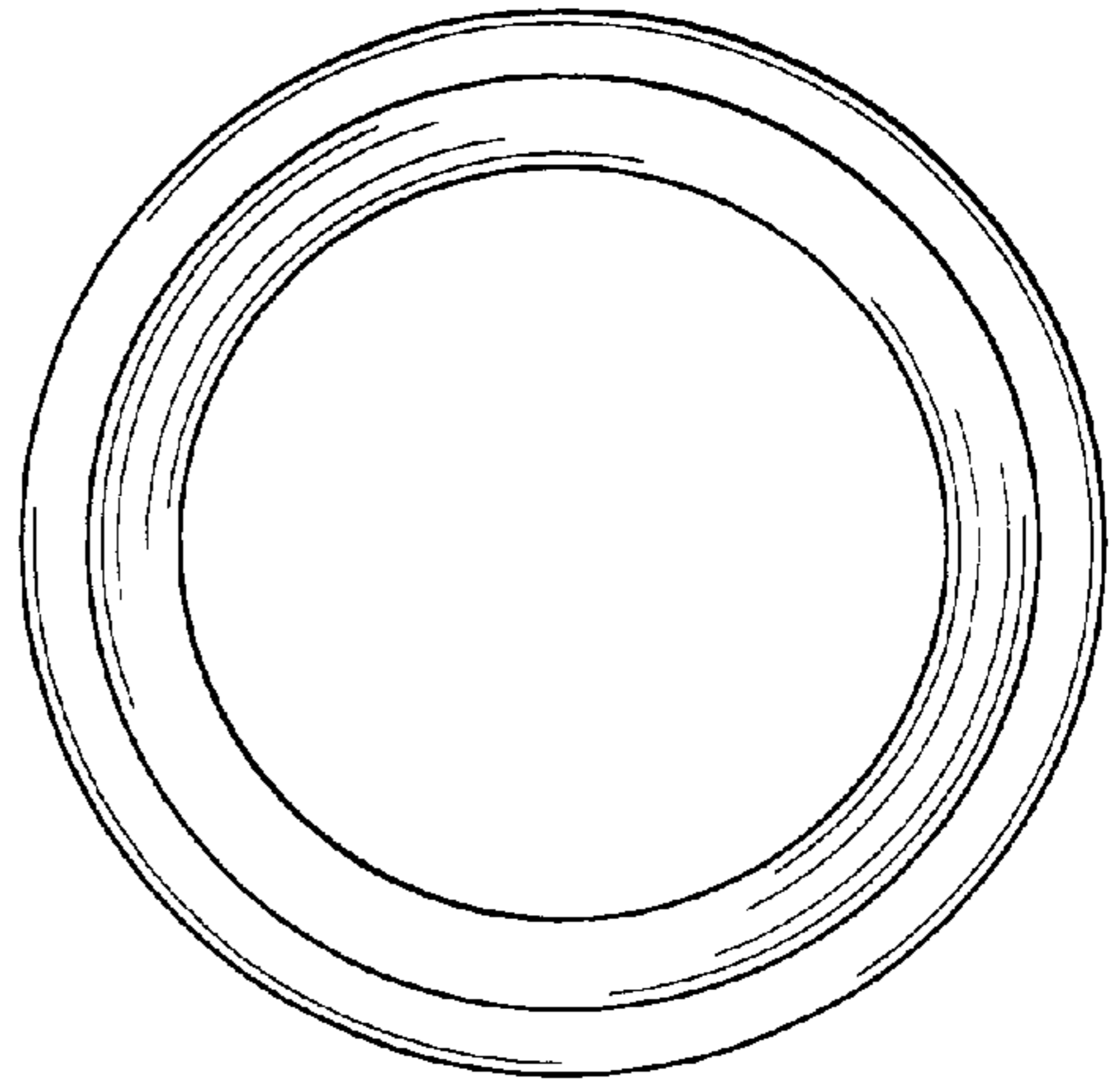


FIG. 3




FIG. 2