



US00D424960S

**United States Patent** [19]  
**Greene et al.**

[11] **Patent Number: Des. 424,960**

[45] **Date of Patent: \*\* May 16, 2000**

[54] **MARKING STAKE**

D. 399,158 10/1998 Truax ..... D10/113

[76] Inventors: **Anton Greene**, 1240½ Havenhurst Dr.,  
Los Angeles, Calif. 90046; **Daniel M. McCabe**, 10142 Semoa St., #9,  
Tujunga, Calif. 91042

*Primary Examiner*—Marcus A. Jackson  
*Attorney, Agent, or Firm*—Kelly Bauersfeld Lowry &  
Kelley, LLP

[\*\*] Term: **14 Years**

[57] **CLAIM**

The ornamental design for a marking stake, as shown and described.

[21] Appl. No.: **29/110,462**

[22] Filed: **Sep. 7, 1999**

**DESCRIPTION**

[51] **LOC (7) Cl.** ..... **10-05**

[52] **U.S. Cl.** ..... **D10/109**

[58] **Field of Search** ..... D10/109, 113,  
D10/114, 121; 116/63 C, 63 P, 63 R; 40/606,  
610, 611, 612; 404/6-16

FIG. 1 is a perspective view of a marking stake embodying the invention;

FIG. 2 is a front view thereof;

FIG. 3 is a rear view thereof;

FIG. 4 is a side elevational view thereof, with the opposite side being a mirror image;

FIG. 5 is a top plan view thereof; and,

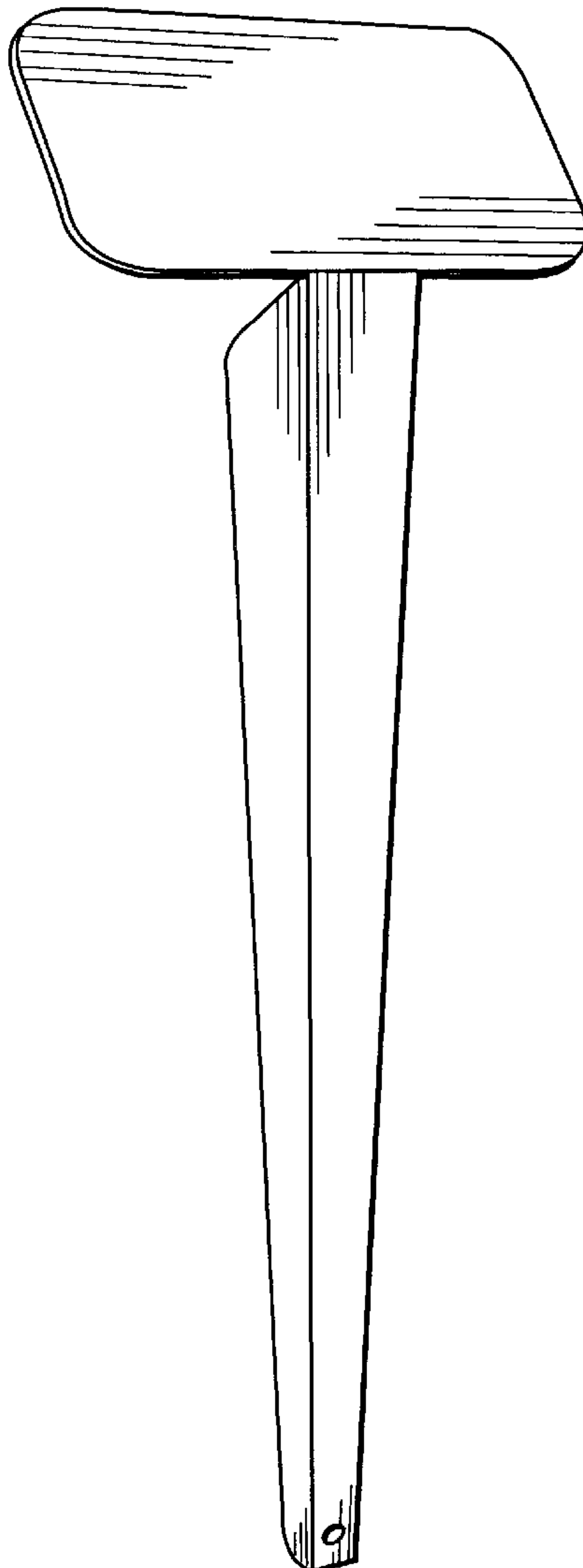
FIG. 6 is a bottom plan view thereof.

[56] **References Cited**

**U.S. PATENT DOCUMENTS**

D. 362,818 10/1995 Sandy ..... D10/113

**1 Claim, 2 Drawing Sheets**



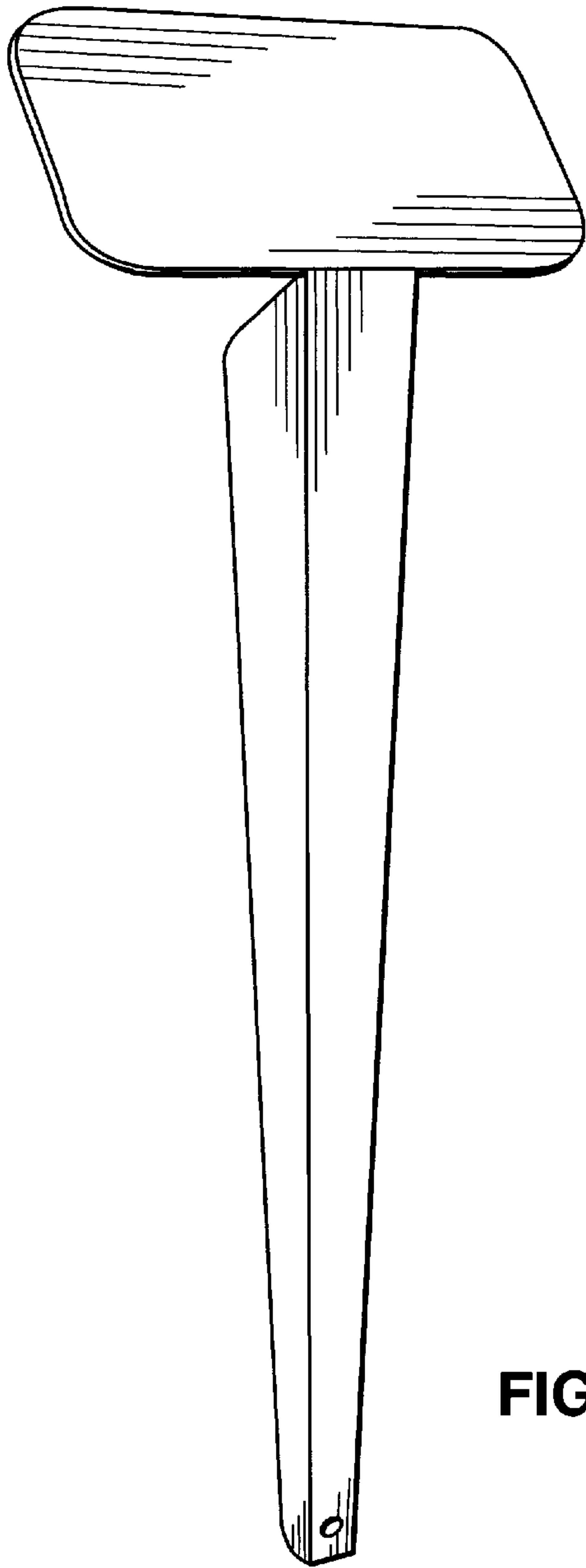


FIG . 1

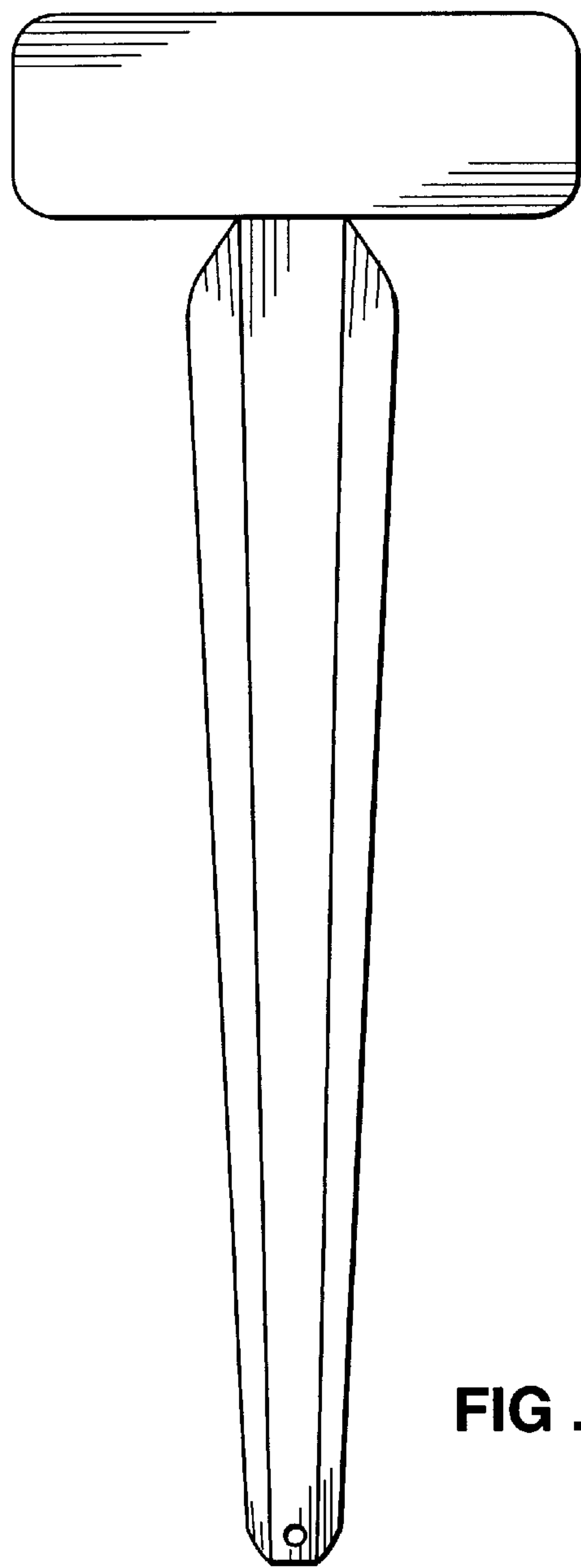


FIG . 2

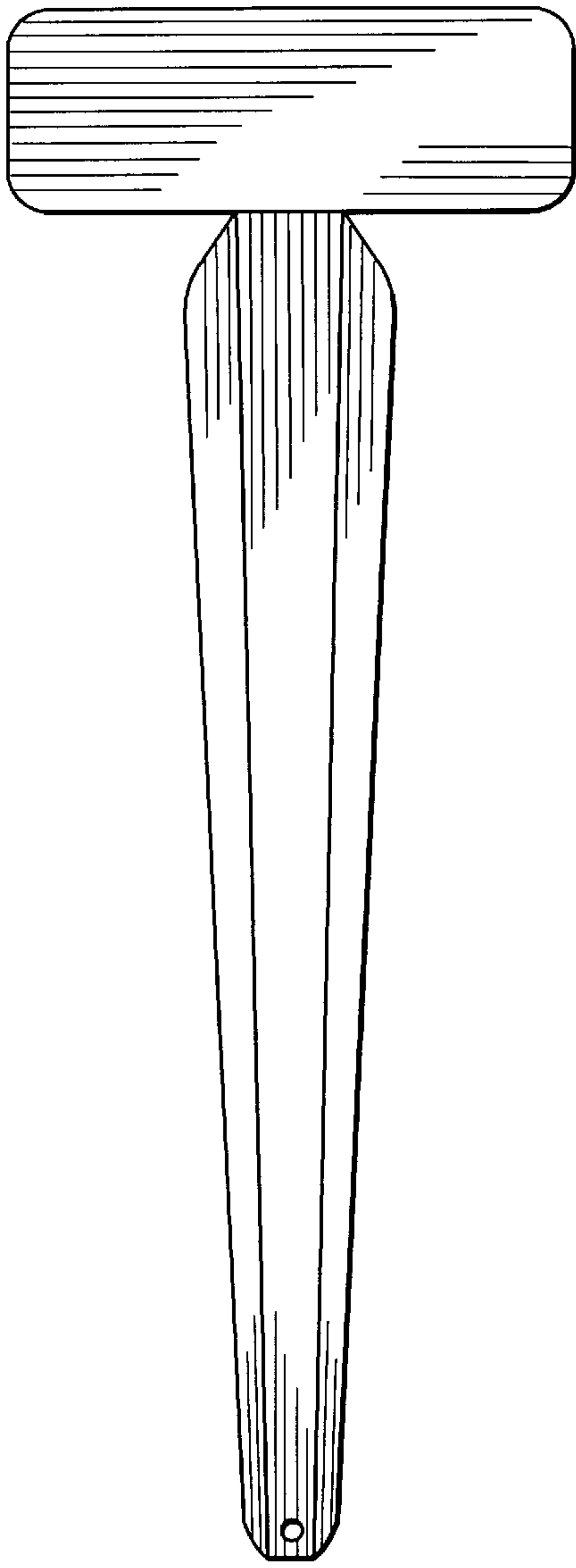


FIG . 3



FIG . 4



FIG . 5




FIG . 6