



US00D424951S

United States Patent [19]

Inui et al.

[11] Patent Number: **Des. 424,951**

[45] Date of Patent: **** May 16, 2000**

[54] **WRIST WATCH CASE**

4,493,561 1/1985 Bouchet .

[75] Inventors: **Tetsuya Inui**, Matsudo; **Shigeki Yoshikawa**, Yokohama; **Yuri Kawashima**, Tokyo, all of Japan

FOREIGN PATENT DOCUMENTS

2 447 692 8/1980 France .
9-297187 11/1997 Japan .

[73] Assignee: **Citizen Watch Co. Ltd.**, Tokyo, Japan

OTHER PUBLICATIONS

[**] Term: **14 Years**

“Mono”, Jaeger–Le Coultre, S.A., Nov., 1998.
International Design, Jaeger–Le Coultre, S.A., Apr. 8, 1991.
Catalog, Jaeger–Le Coultre, S.A., 1981.
Catalog, Eska, 1981.
Magazine, Jaeger–Le Coultre, S.A.
Catalog (K–103), Yves Saint–Laurentp.

[21] Appl. No.: **29/103,621**

[22] Filed: **Apr. 19, 1999**

[51] **LOC (7) Cl.** **10-02**

[52] **U.S. Cl.** **D10/30; D10/39**

[58] **Field of Search** D10/1–40, 122–132;
368/280–282, 276–277, 285

Primary Examiner—Nelson C. Holtje
Attorney, Agent, or Firm—Pillsbury Madison & Sutro LLP

[57] CLAIM

[56] References Cited

The ornamental design for a wrist watch case, as shown and described.


U.S. PATENT DOCUMENTS

DESCRIPTION

D. 157,606	3/1950	Lachman	D10/30
D. 282,913	3/1986	Stevens	.	
D. 294,010	2/1988	Bouchet	.	
D. 309,267	7/1990	Saurer	.	
D. 341,092	11/1993	Wild	.	
D. 352,469	11/1994	Schlup	D10/39
D. 354,445	1/1995	Wunderman	.	
D. 361,728	8/1995	Bulgari	D10/39
D. 361,941	9/1995	Miyazaki	D10/30
D. 370,637	6/1996	Oba	.	
D. 370,638	6/1996	Oba	.	
D. 386,094	11/1997	Ventrella	D10/30
D. 386,697	11/1997	Wunderman	D10/32
D. 389,749	1/1998	Toribio	D10/30
D. 390,148	2/1998	Brzezinski	D10/30
D. 398,860	9/1998	Paredes et al.	D10/30
D. 404,319	1/1999	Deleskiewicz	.	
3,293,846	12/1966	Pauli	.	
4,236,239	11/1980	Imgruth et al.	.	

FIG. 1 is a front and right side perspective view of a wrist watch case showing our new design, FIG. 2 is a front elevational view thereof, FIG. 3 is a rear elevational view thereof, FIG. 4 is a left side elevational view thereof, FIG. 5 is a right side elevational view thereof, FIG. 6 is a top plan view thereof, FIG. 7 is a bottom plan view thereof, FIG. 8 is a front view with the watch case in a partially reversed position, FIG. 9 is a front view with the watch case in a second partially reversed position; and, FIG. 10 is a front view with the watch case in fully reversed position.

1 Claim, 3 Drawing Sheets



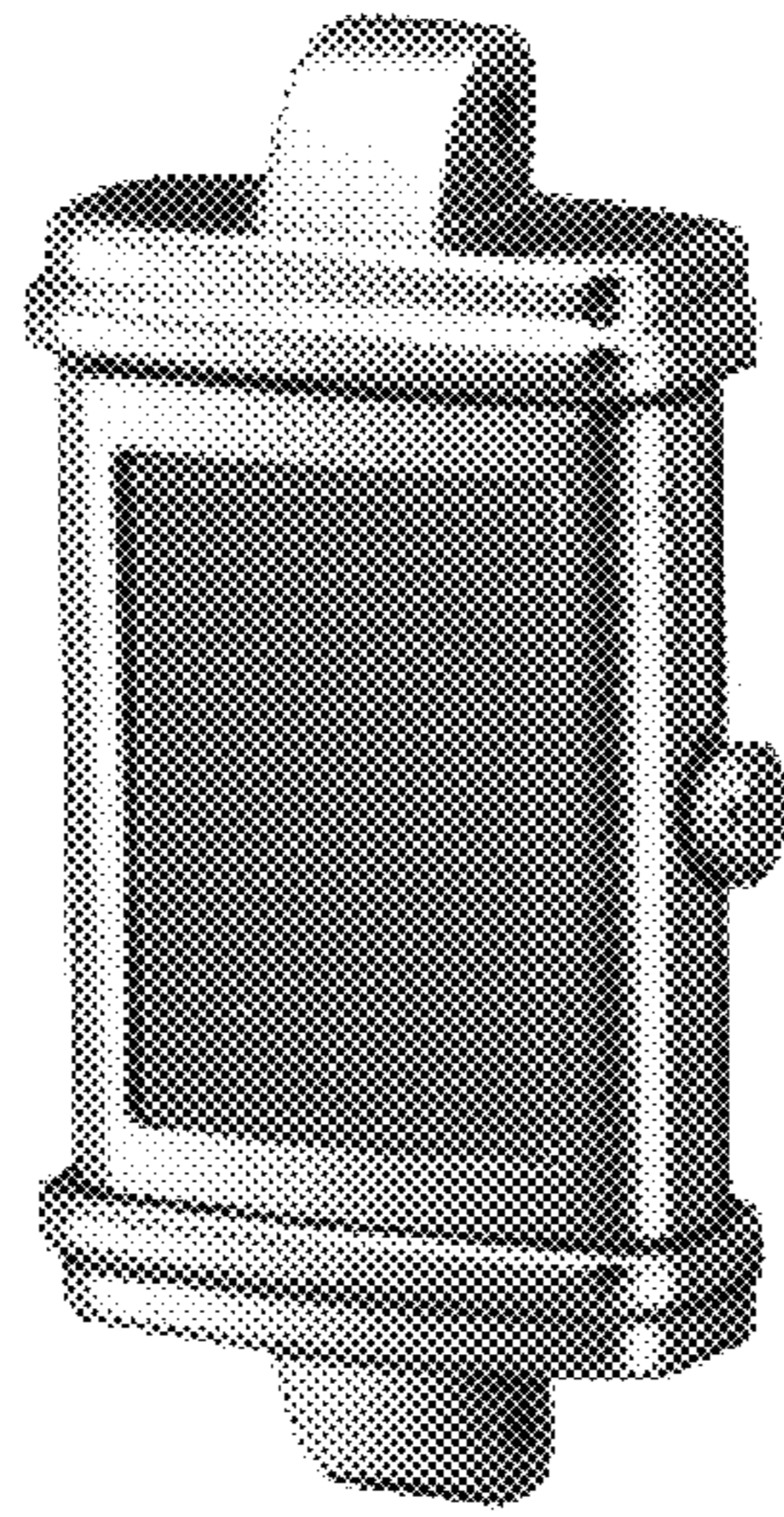


FIG. 1




FIG. 2

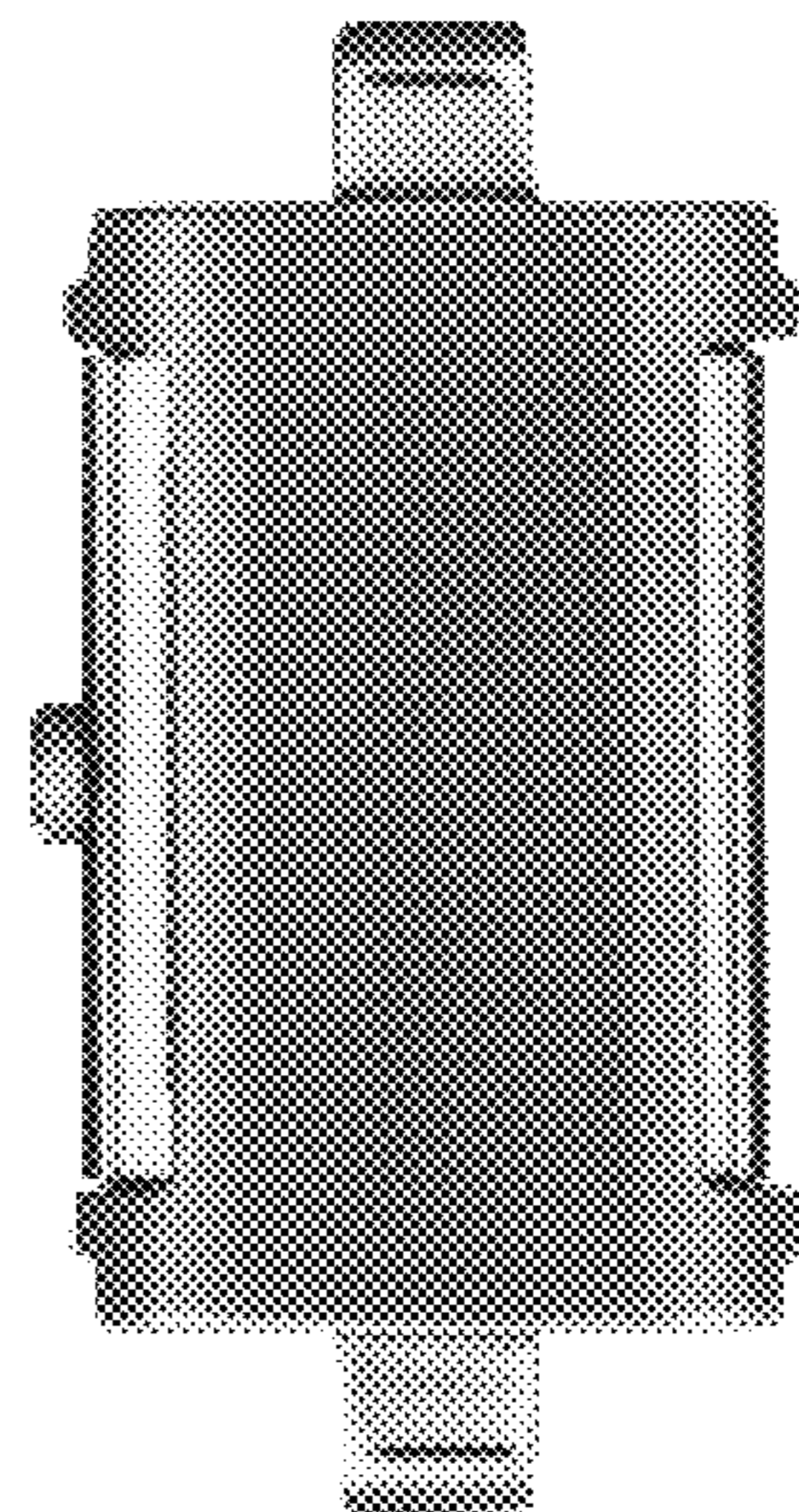


FIG. 3




FIG. 4




FIG. 5




FIG. 6




FIG. 7




FIG. 8




FIG. 9




FIG. 10