



US00D424947S

United States Patent [19] Mangold

[11] Patent Number: **Des. 424,947**

[45] Date of Patent: **** May 16, 2000**

[54] **DUAL DISPENSER CONTAINER**

4,656,840 4/1987 Loofbourrow et al. 215/10

[75] Inventor: **William A. Mangold**, San Juan Capistrano, Calif.

Primary Examiner—Lucy Lieberman
Attorney, Agent, or Firm—Price, Gess & Ubell

[73] Assignee: **Golden West Packaging Concepts, Inc.**, Newport Beach, Calif.

[57] **CLAIM**

[**] Term: **14 Years**

I claim the ornamental design for a dual dispenser container, as shown and described.

[21] Appl. No.: **29/096,405**

DESCRIPTION

[22] Filed: **Nov. 12, 1998**

FIG. 1 is a front perspective view of a dual dispenser container showing the new design;

[51] **LOC (7) Cl.** **09-01**

FIG. 2 is a left side elevational view of the dual dispenser container;

[52] **U.S. Cl.** **D9/535; D9/300; D9/347; D9/572**

FIG. 3 is a top plan view of the dual dispenser container;

[58] **Field of Search** D9/300, 347, 341, D9/337, 535, 573, 572; D28/77; 215/6, 10, 385; 222/321.4, 136, 143, 321.1–321.9

FIG. 4 is a bottom plan view of the dual dispenser container;

FIG. 5 is a front elevational view of the dual dispenser container;

[56] **References Cited**

U.S. PATENT DOCUMENTS

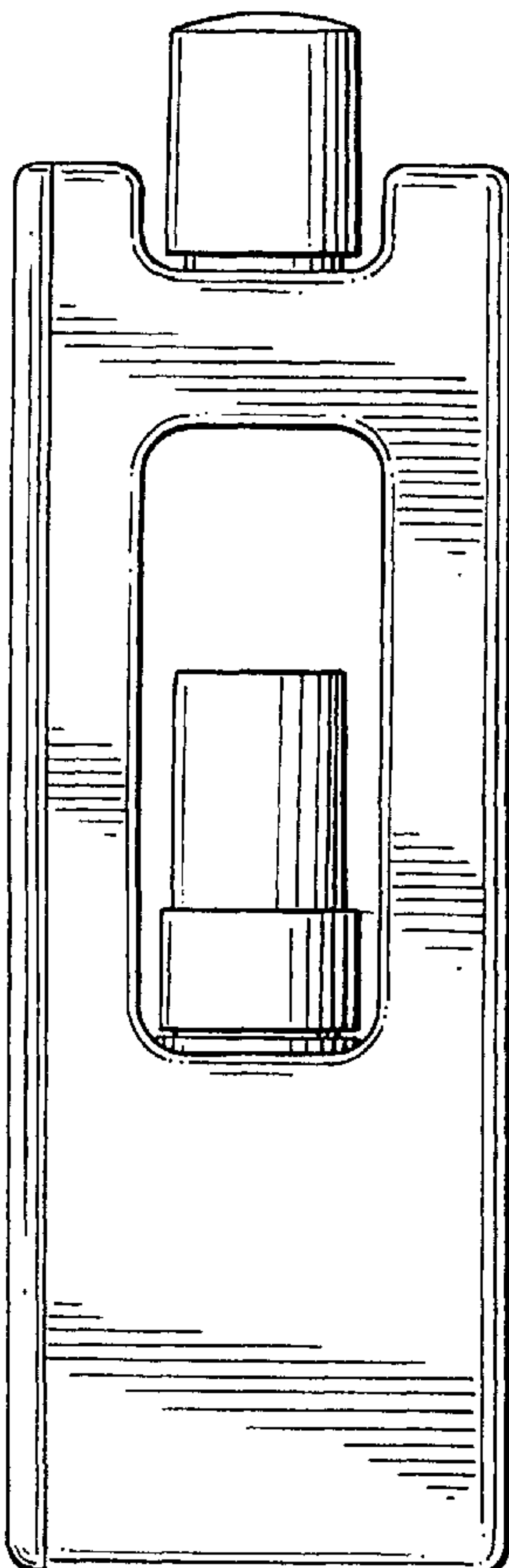
D. 338,824	8/1993	Chen	D9/300
D. 341,781	11/1993	Sanyal	D9/535
D. 371,479	7/1996	Hirst	D9/337
2,722,086	11/1955	Mullen	215/385
3,443,710	5/1969	Hills	215/385
4,235,343	11/1980	Thompson	215/10

FIG. 6 is a right side elevational view of the dual dispenser container; and,

FIG. 7 is a rear elevational view of the dual dispenser container.

The broken lines shown in FIG. 1 are for illustrative purposes only and do not form part of the claimed design. The cap that has been omitted in FIG. 1 has been removed only to show an unclaimed spray nozzle beneath the cap.

1 Claim, 2 Drawing Sheets






FIG. 1

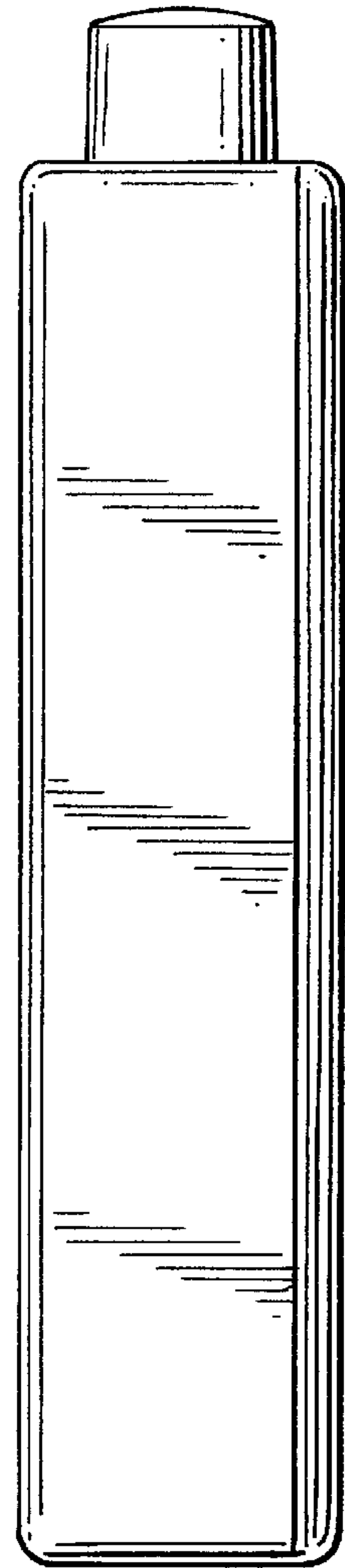


FIG. 2

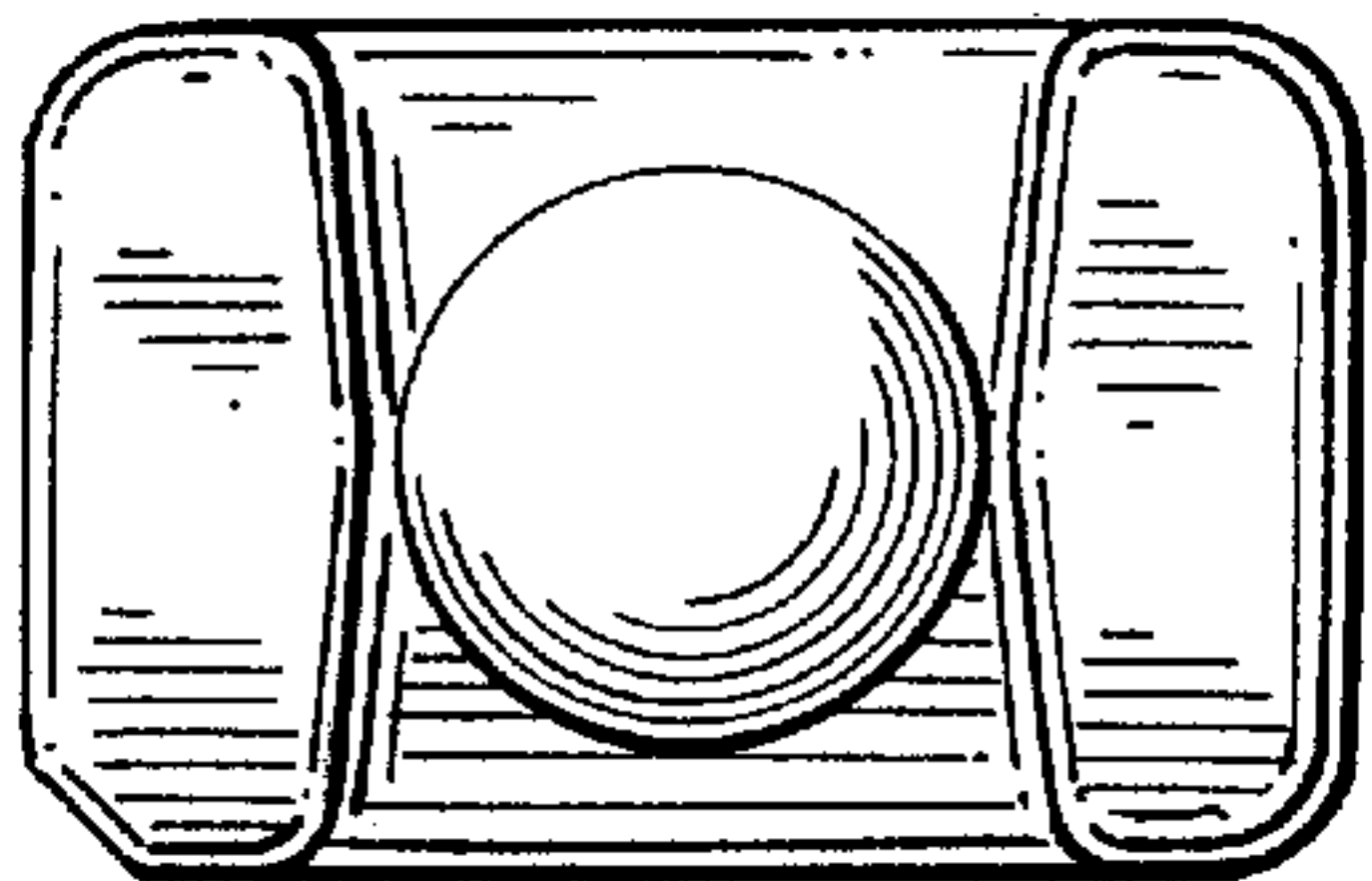


FIG. 3




FIG. 4

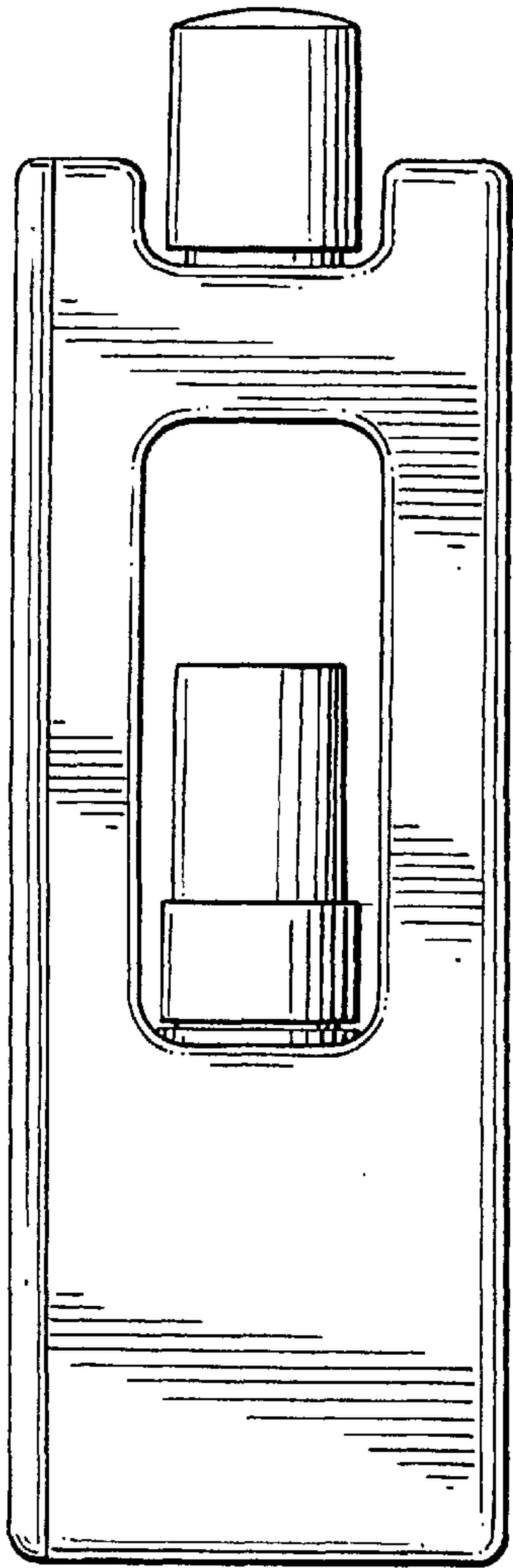


FIG. 5




FIG. 6

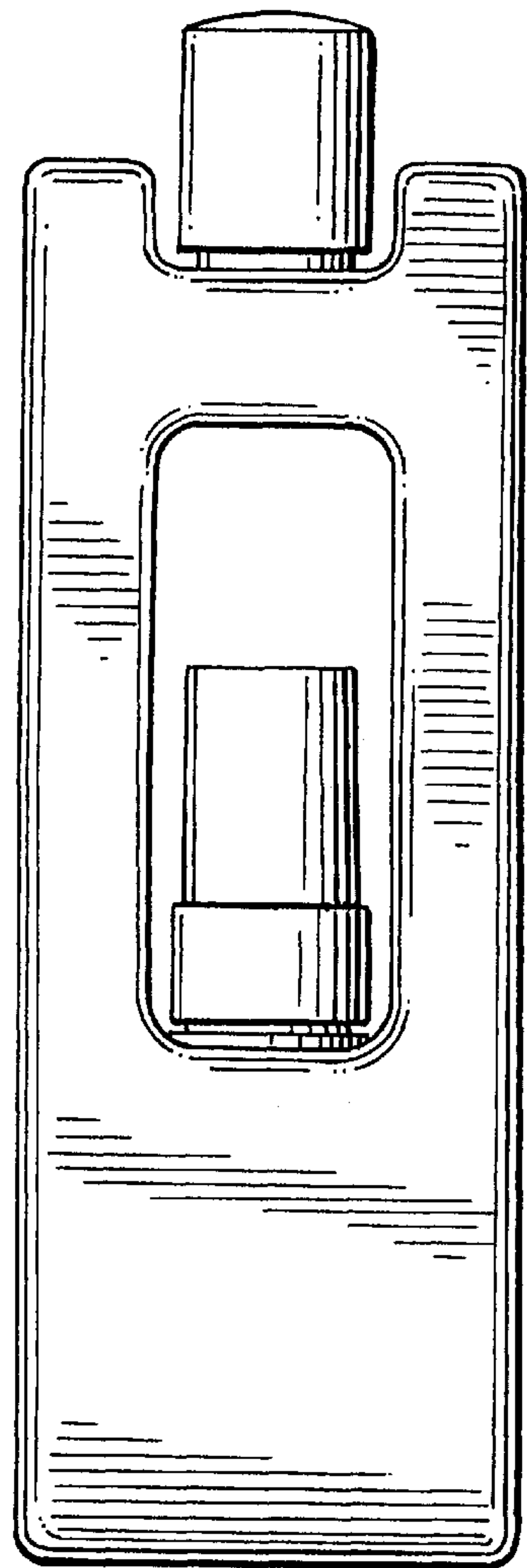


FIG. 7