



US00D424946S

United States Patent [19] Alsup

[11] Patent Number: **Des. 424,946**

[45] Date of Patent: **** May 16, 2000**

[54] **BOTTLE**

[75] Inventor: **Elizabeth M. Alsup**, Phoenix, Ariz.

[73] Assignee: **The Dial Corporation**, Scottsdale, Ariz.

[**] Term: **14 Years**

[21] Appl. No.: **29/104,237**

[22] Filed: **Apr. 30, 1999**

[51] **LOC (7) Cl.** **09-01**

[52] **U.S. Cl.** **D9/528; D9/531**

[58] **Field of Search** D9/424, 428, 431, D9/500, 503-504, 506, 508, 510-516, 520, 523-524, 527-528, 530-531, 533; 215/382-386, 396, 398; 220/771

- D. 314,140 1/1991 Kornick et al. .
- D. 314,141 1/1991 Kornick et al. .
- D. 323,456 1/1992 Gonda .
- D. 323,981 2/1992 Satterfield .
- D. 326,052 5/1992 Beechuk et al. .
- D. 329,816 9/1992 Beaver et al. .
- D. 347,791 6/1994 Lathrop et al. .
- D. 368,660 4/1996 Terwilleger et al. .
- D. 372,429 8/1996 Slezak et al. .
- D. 373,533 9/1996 Lathrop et al. .
- D. 373,534 9/1996 Lathrop et al. .
- D. 376,761 12/1996 Lathrop et al. .
- D. 379,590 6/1997 Beaver .
- 3,434,635 3/1969 Mason .
- 4,917,269 4/1990 Fuchs et al. .

Primary Examiner—Ted Shooman
Assistant Examiner—Carol Rademaker
Attorney, Agent, or Firm—Richard G. Harrer; Elizabeth A. Dawn

[56] **References Cited**

U.S. PATENT DOCUMENTS

- D. 196,324 9/1963 Sterges D9/531
- D. 199,813 12/1964 Trombly et al. .
- D. 212,456 10/1968 Vanderhyde .
- D. 223,601 5/1972 Johnson .
- D. 224,733 9/1972 Vanderhyde .
- D. 232,076 7/1974 Jacob D9/531
- D. 247,021 1/1978 Britt .
- D. 252,556 8/1979 Kretz .
- D. 280,602 9/1985 Campbell et al. .
- D. 293,551 1/1988 Britt .
- D. 304,423 11/1989 Beaver .
- D. 305,407 1/1990 Gonda .
- D. 311,135 10/1990 Maes .
- D. 312,571 12/1990 Winger et al. .

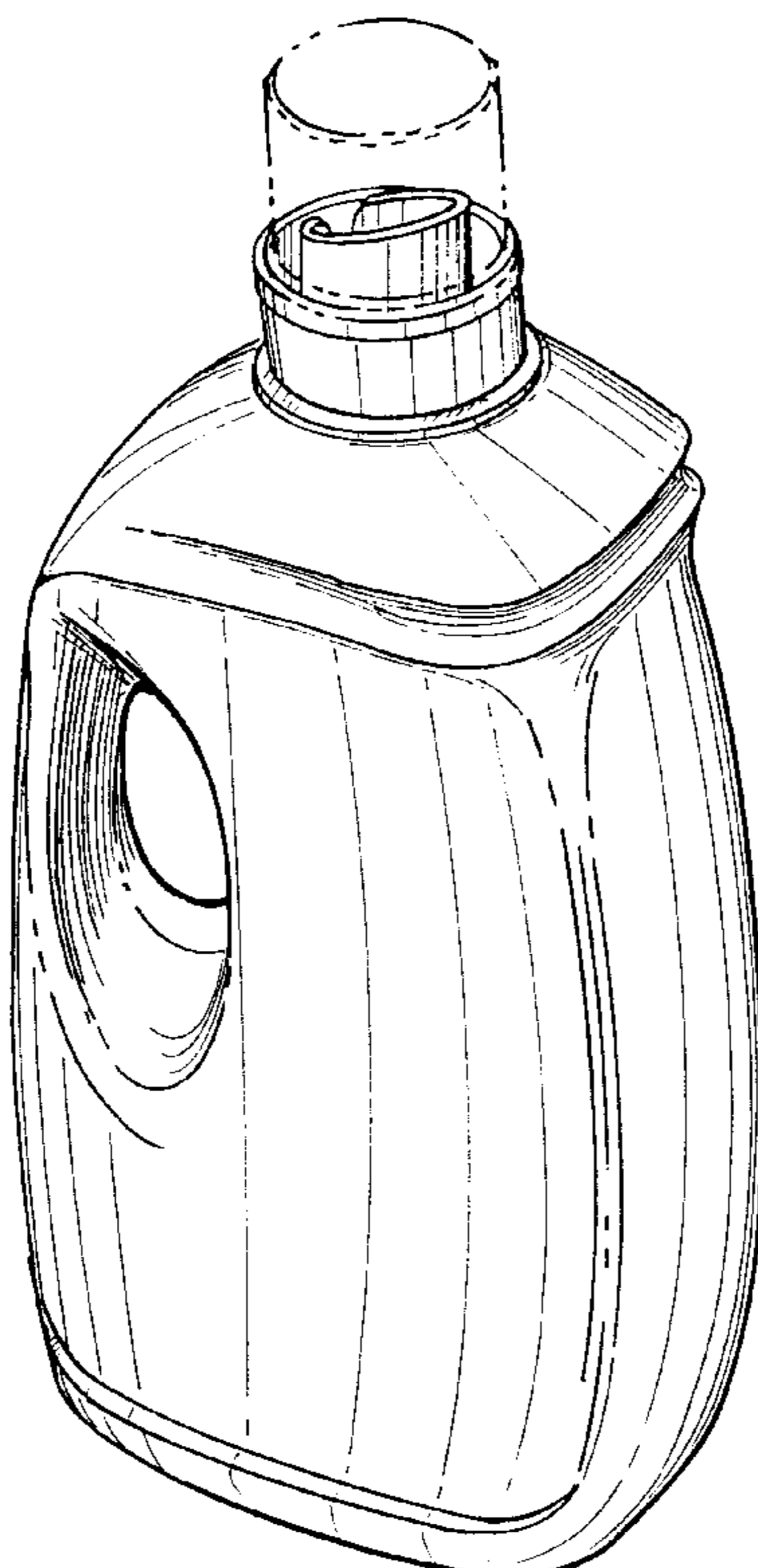
[57] **CLAIM**

The ornamental design for a bottle, as shown and described.

DESCRIPTION

FIG. 1 is a perspective view of a bottle showing my new design;
FIG. 2 is a side elevational view thereof;
FIG. 3 is a rear elevational view thereof;
FIG. 4 is a front elevational view opposite that of FIG. 3;
FIG. 5 is a top view thereof; and,
FIG. 6 is a bottom view thereof.
The broken line showing is for illustrative purposes only and forms no part of the claimed design.

1 Claim, 5 Drawing Sheets



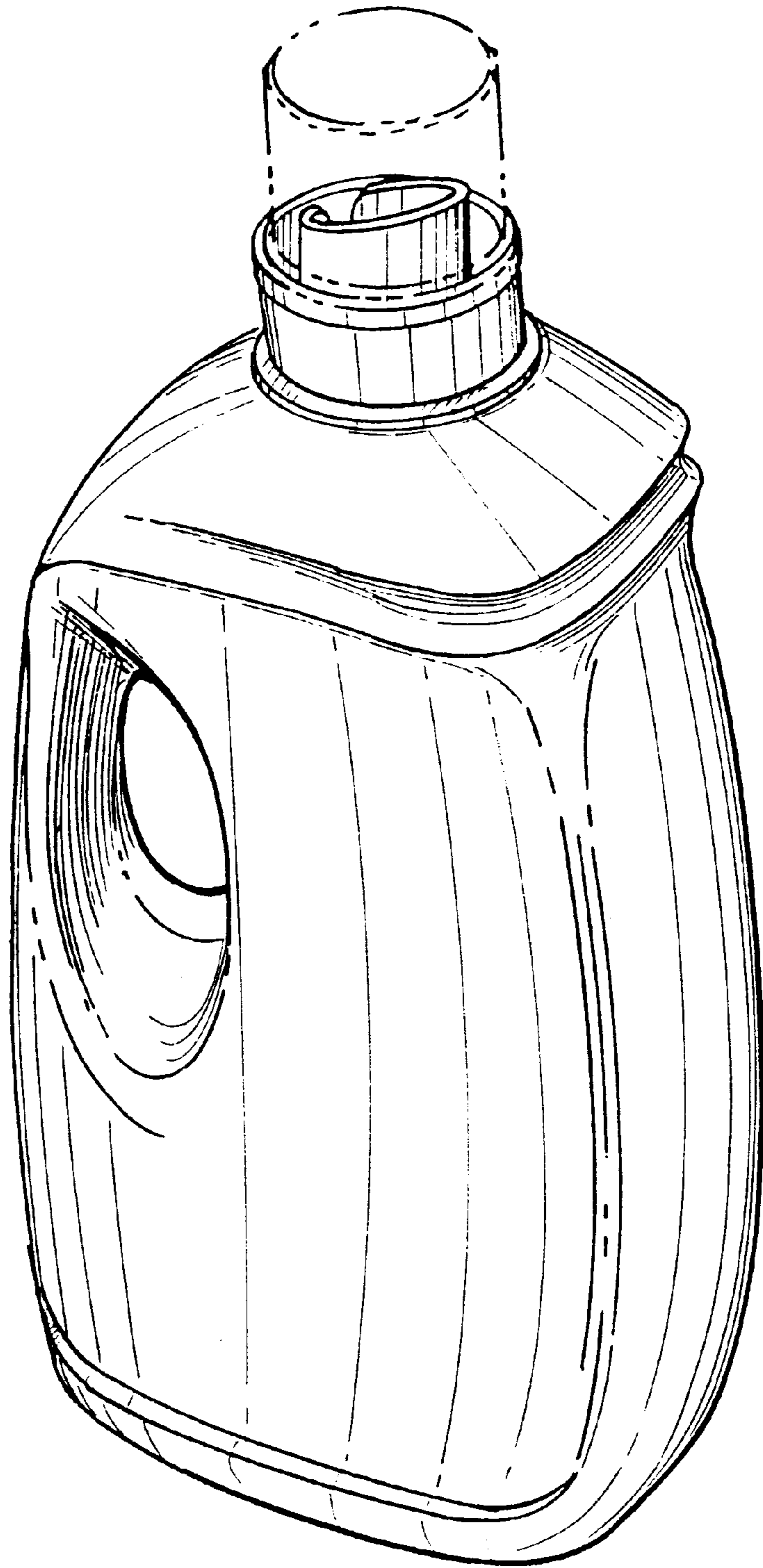


FIG. 1

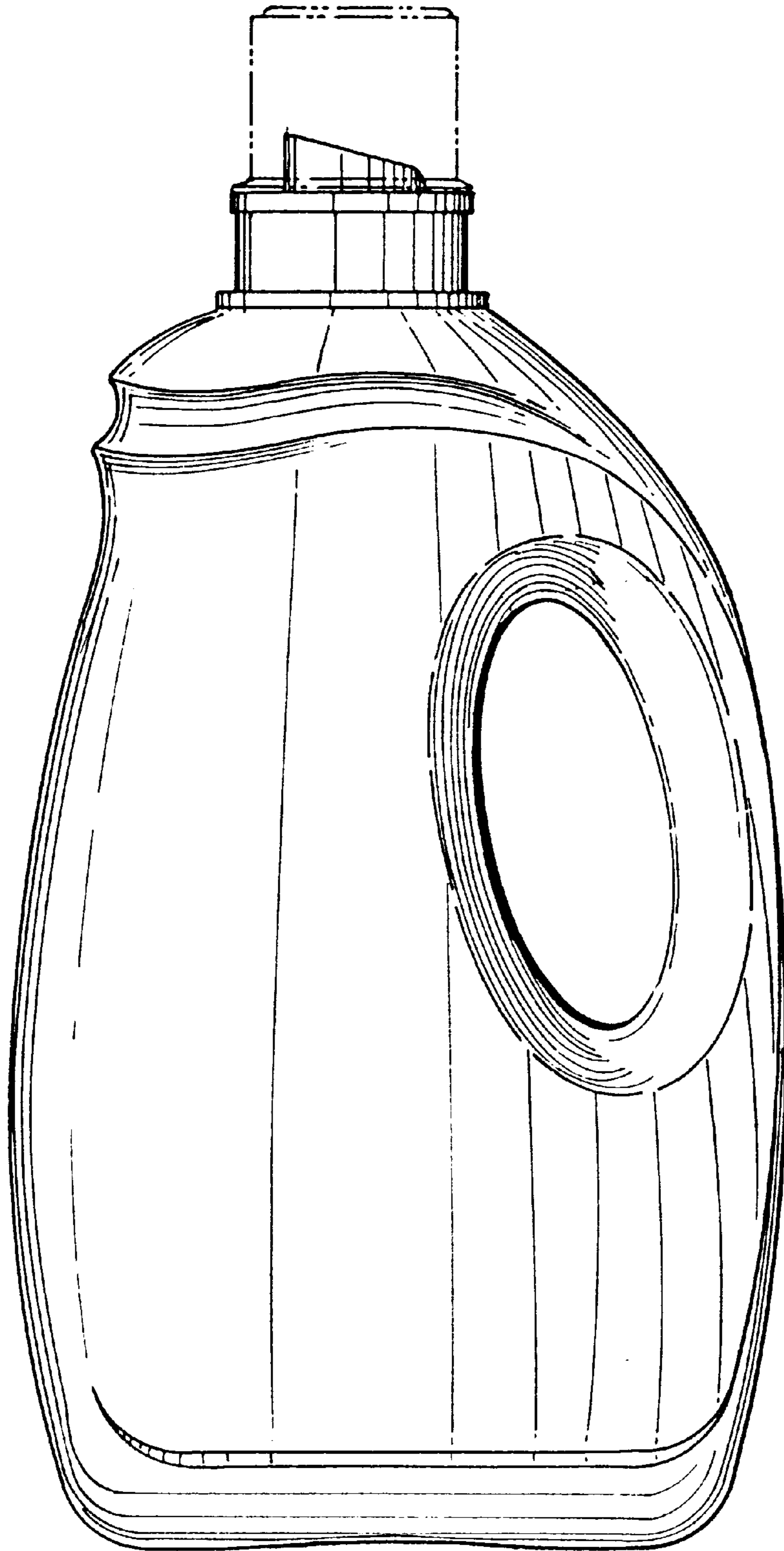


FIG. 2

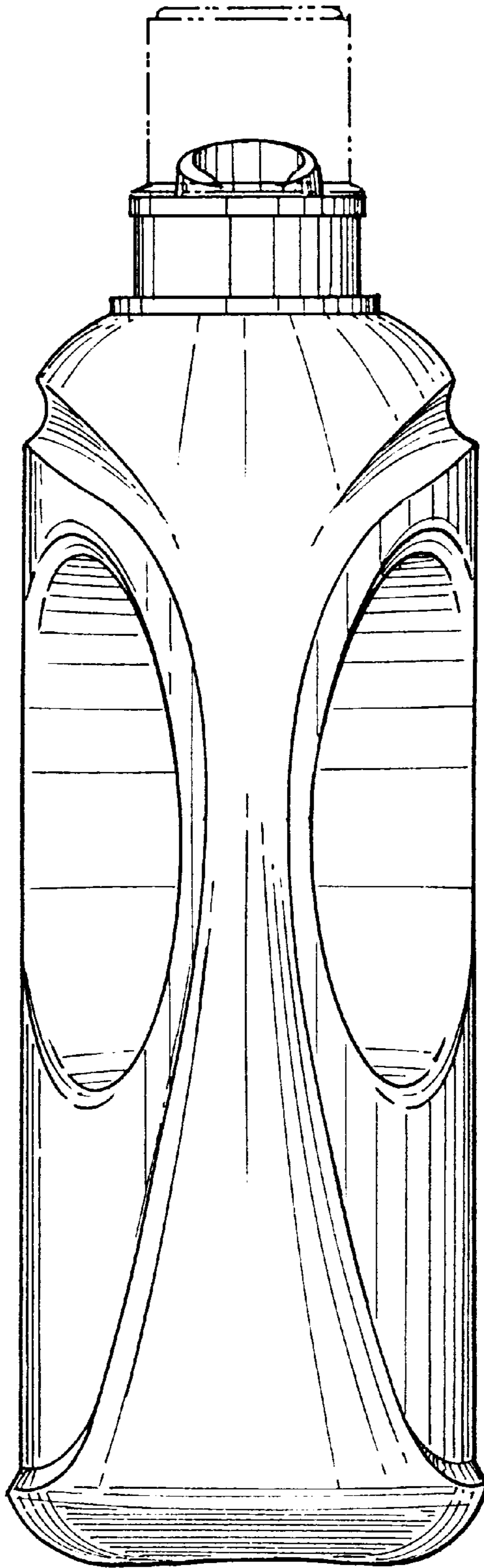


FIG. 3

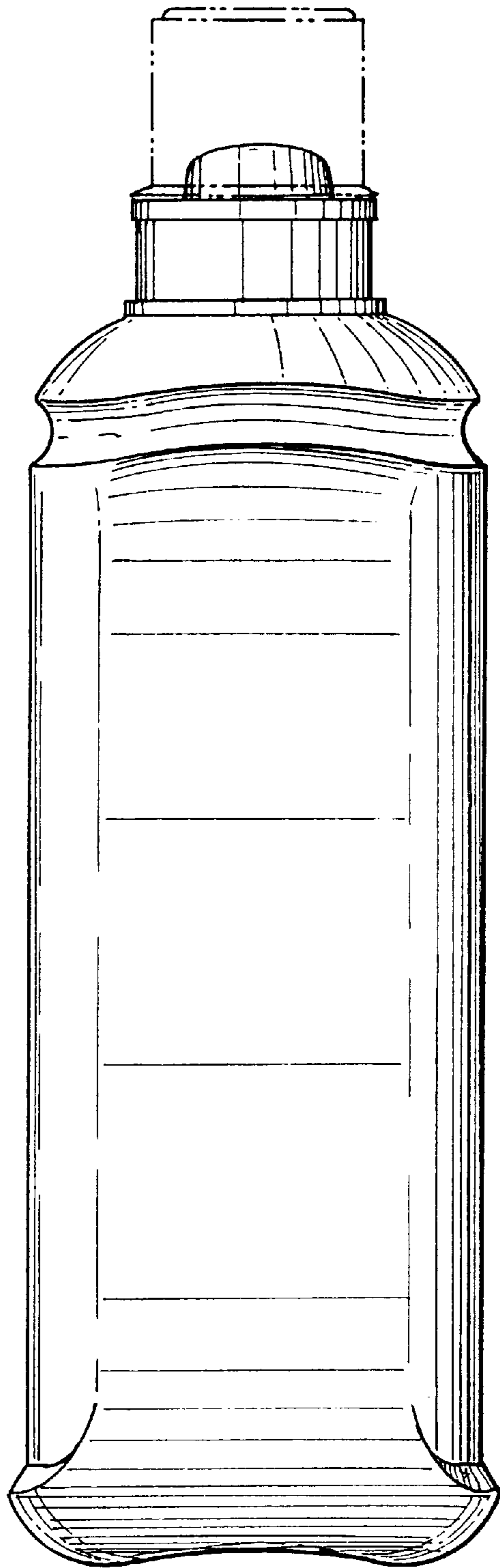


FIG. 4

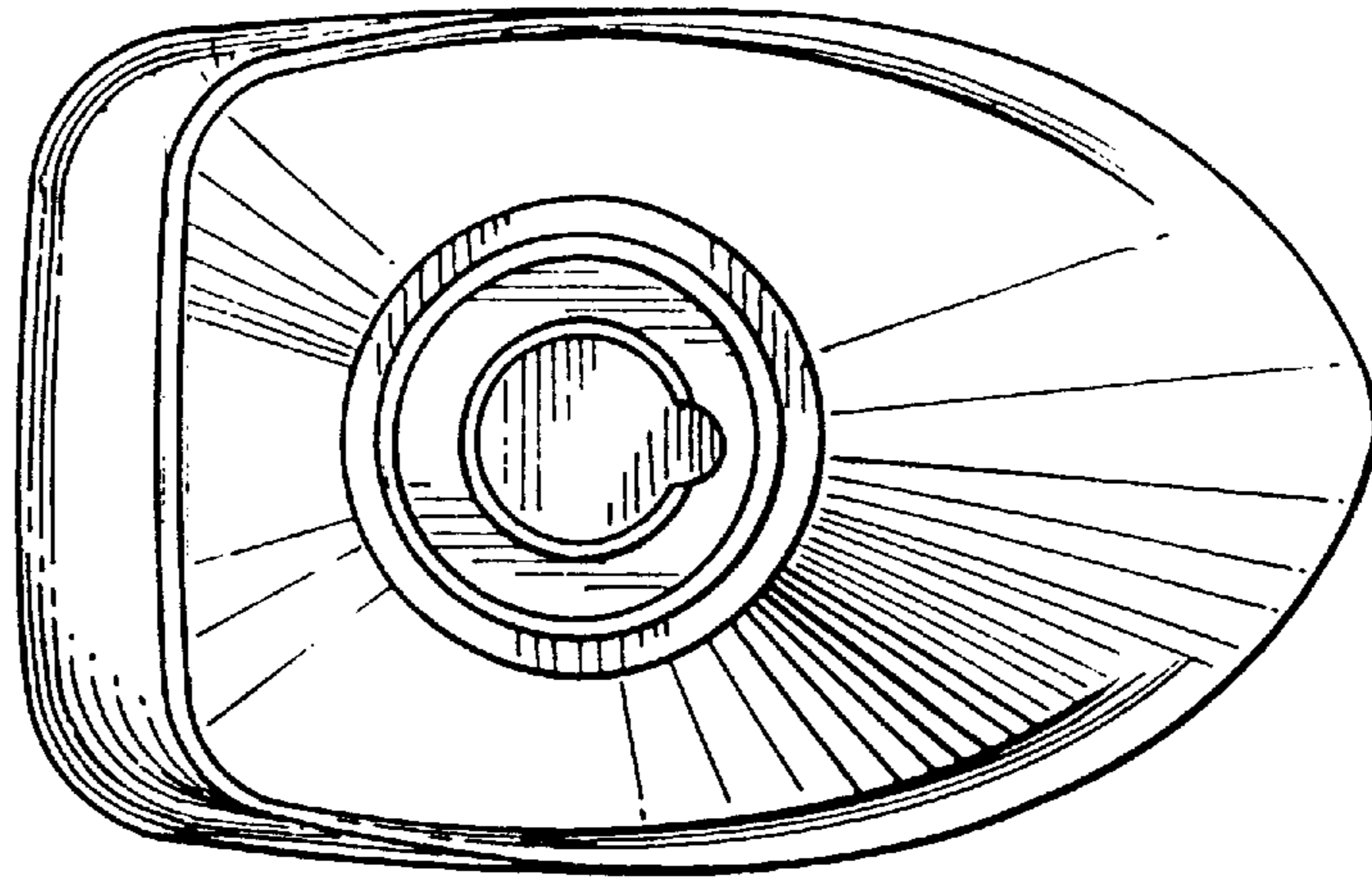


FIG. 5

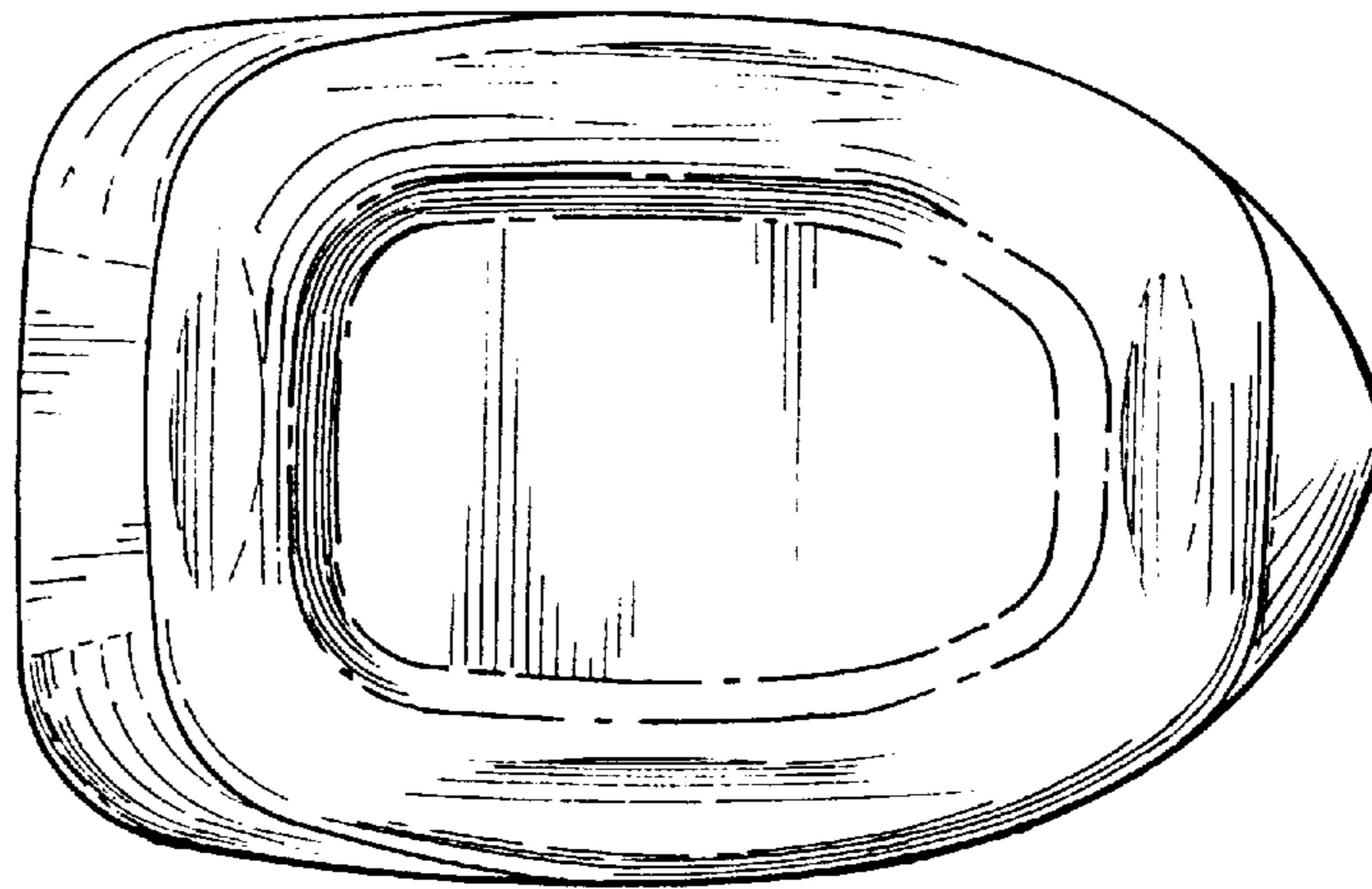


FIG. 6