



US00D424945S

United States Patent [19] Guislain

[11] Patent Number: Des. 424,945

[45] Date of Patent: ** May 16, 2000

[54] CONTAINER

[75] Inventor: Yves Guislain, Les Molières, France

[73] Assignee: Colgate-Palmolive Company, New York, N.Y.

[**] Term: 14 Years

[21] Appl. No.: 29/093,844

[22] Filed: Sep. 18, 1998

[51] LOC (7) Cl. 09-99

[52] U.S. Cl. D9/528

[58] Field of Search D9/500, 503-504,
D9/506, 508, 510, 511-516, 520, 523-524,
527-528, 530-533; 215/382-386, 396,
398; 220/771

[56] **References Cited**

U.S. PATENT DOCUMENTS

| | | | | |
|------------|---------|-------------|-------|---------|
| D. 198,592 | 7/1964 | Platte | | D9/531 |
| D. 223,601 | 5/1972 | Johnson | | 215/398 |
| D. 224,733 | 9/1972 | Vanderhyde | | D9/531 |
| D. 224,828 | 9/1972 | Kretz | | D9/531 |
| D. 229,888 | 1/1974 | Schweizer | | D9/531 |
| D. 250,601 | 12/1978 | Pick et al. | | |
| D. 253,630 | 12/1979 | McCredie | | D9/543 |
| D. 254,709 | 4/1980 | McCredie | | |
| D. 255,651 | 7/1980 | Wilson | | |

| | | | | |
|------------|---------|----------------|-------|---------|
| D. 259,094 | 5/1981 | Weckman | | |
| D. 263,448 | 3/1982 | Turcotte | | D9/528 |
| D. 287,227 | 12/1986 | Turnbull | | |
| D. 304,682 | 11/1989 | Di Gianni | | D9/531 |
| D. 312,571 | 12/1990 | Winger et al. | | D9/528 |
| D. 331,195 | 11/1992 | Weckman | | |
| D. 358,098 | 5/1995 | Carre et al. | | |
| D. 380,684 | 7/1997 | Del Bianco | | |
| D. 391,856 | 3/1998 | Lynd | | D9/531 |
| D. 415,965 | 11/1999 | Gerhart et al. | | D9/531 |
| D. 416,802 | 11/1999 | Zimmer et al. | | D9/523 |
| 5,222,632 | 6/1993 | Tada | | |
| 5,725,309 | 3/1998 | Robinson | | 215/382 |

Primary Examiner—Ted Shooman
Assistant Examiner—Carol Rademaker
Attorney, Agent, or Firm—Michael McGreal

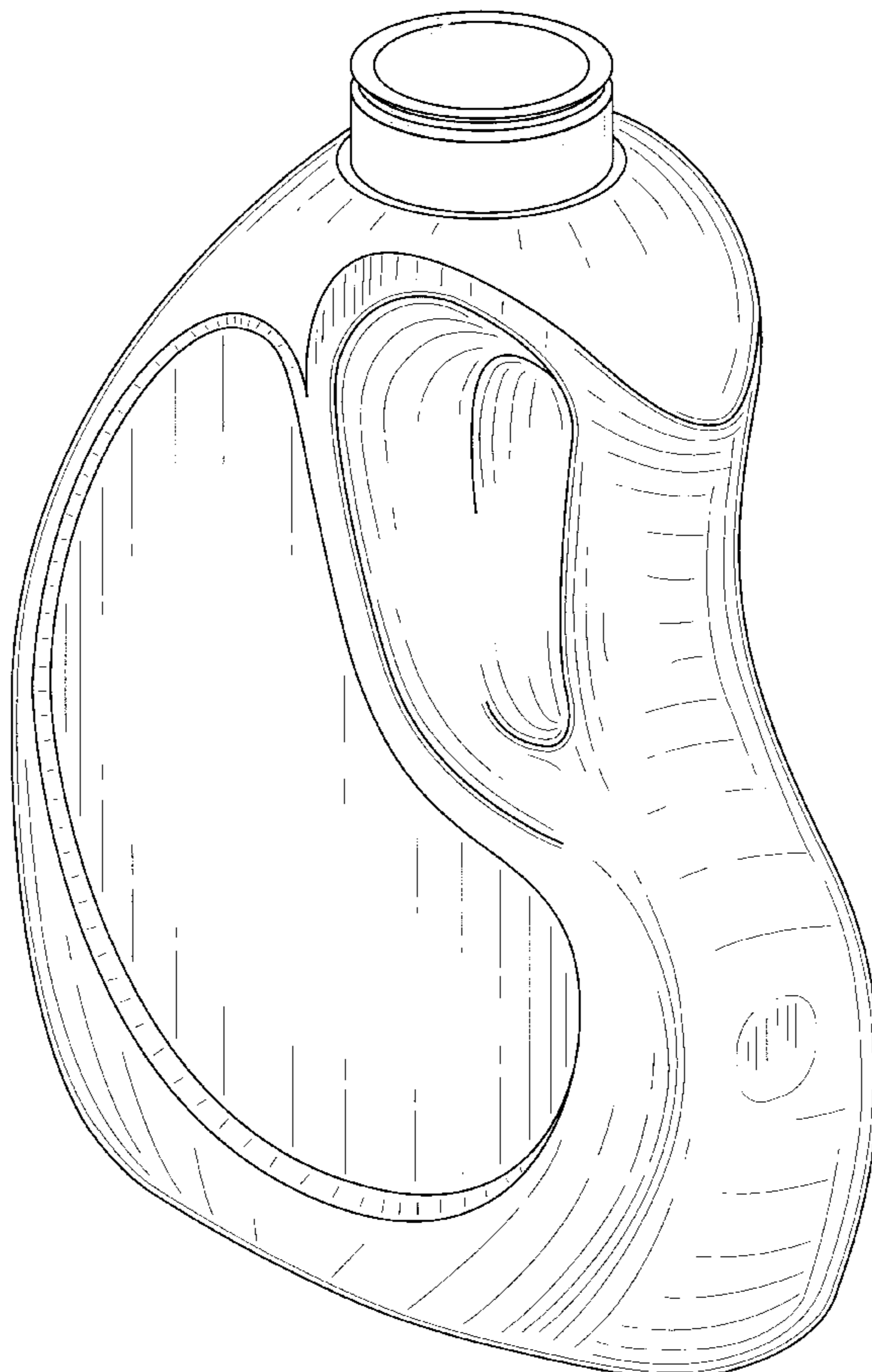
[57] **CLAIM**

The ornamental design for a container, as shown and described.

DESCRIPTION

FIG. 1 is a perspective view of the container of my design. FIG. 2 is a front elevation view, the rear elevation view being a mirror image thereof. FIG. 3 is a left side elevation view thereof. FIG. 4 is a right side elevation view thereof. FIG. 5 is a top plan view thereof; and, FIG. 6 is a bottom plan view thereof.

1 Claim, 5 Drawing Sheets



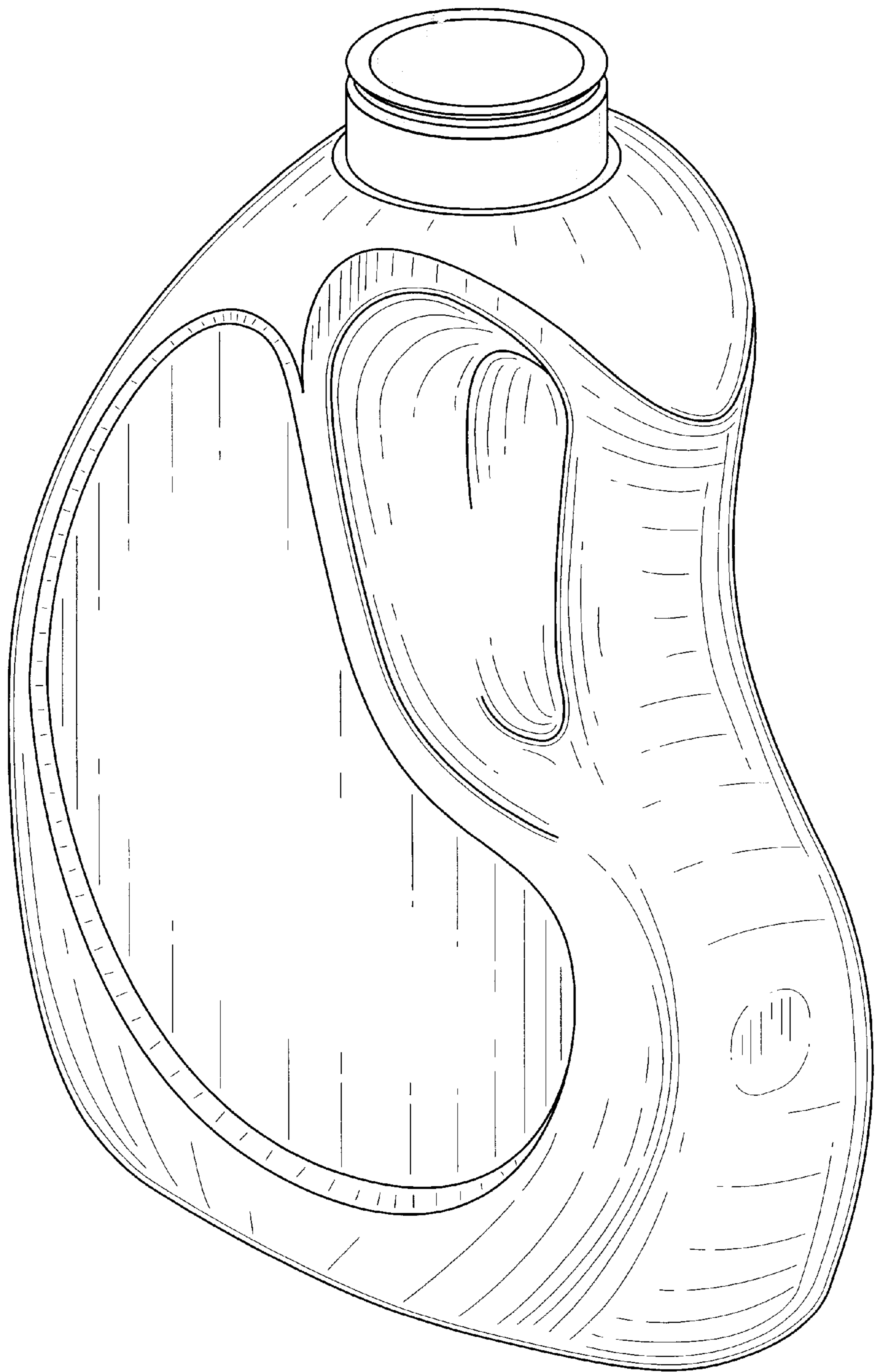


FIG. 1

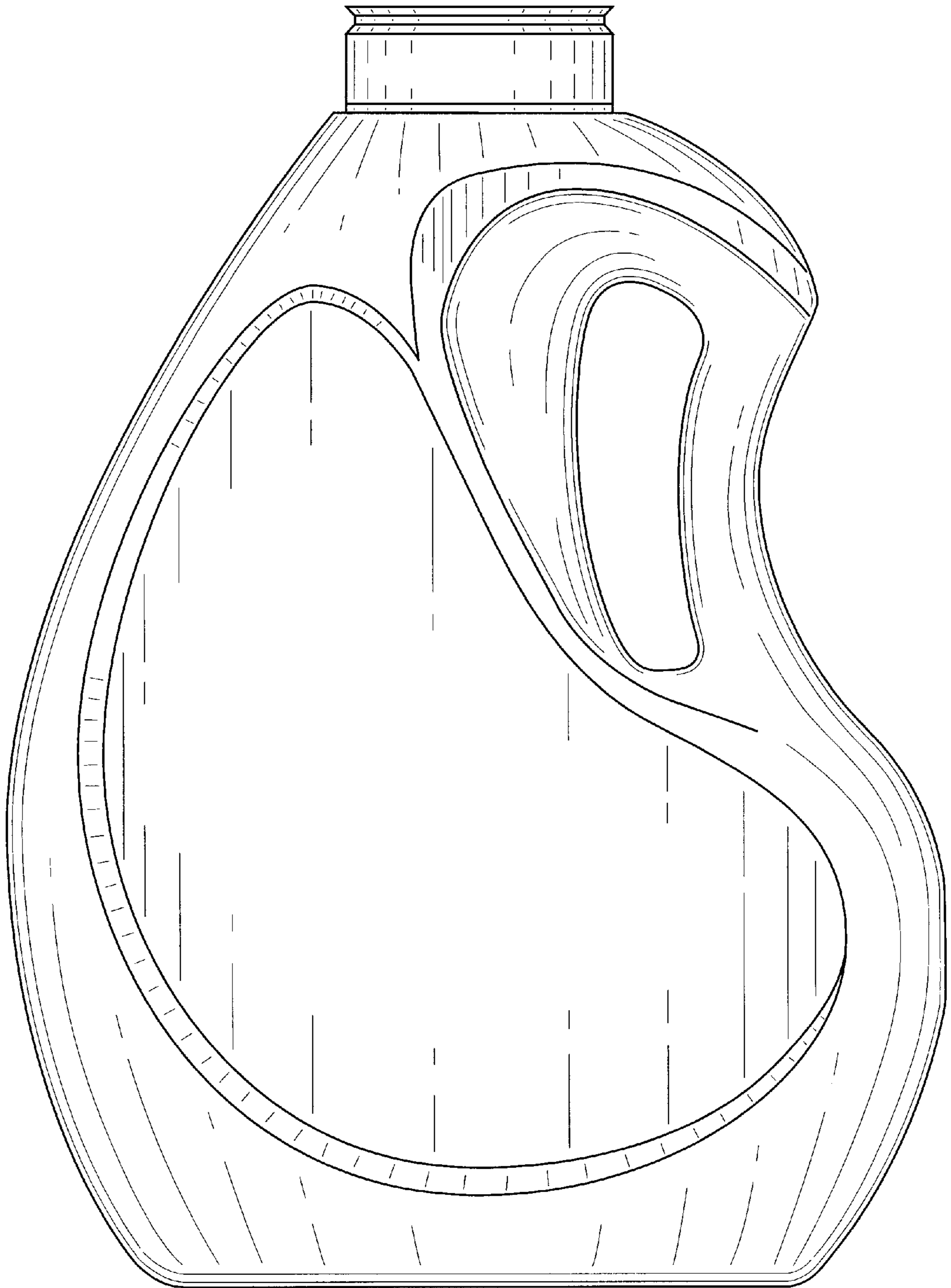


FIG. 2




FIG. 3

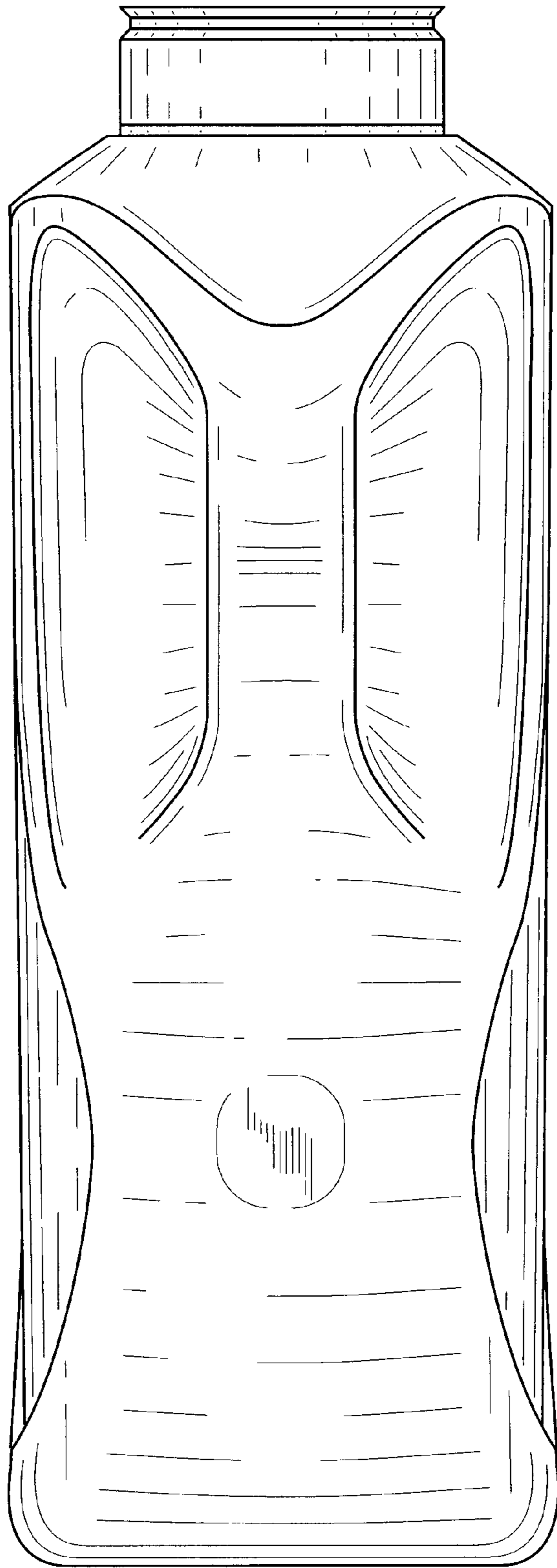


FIG. 4

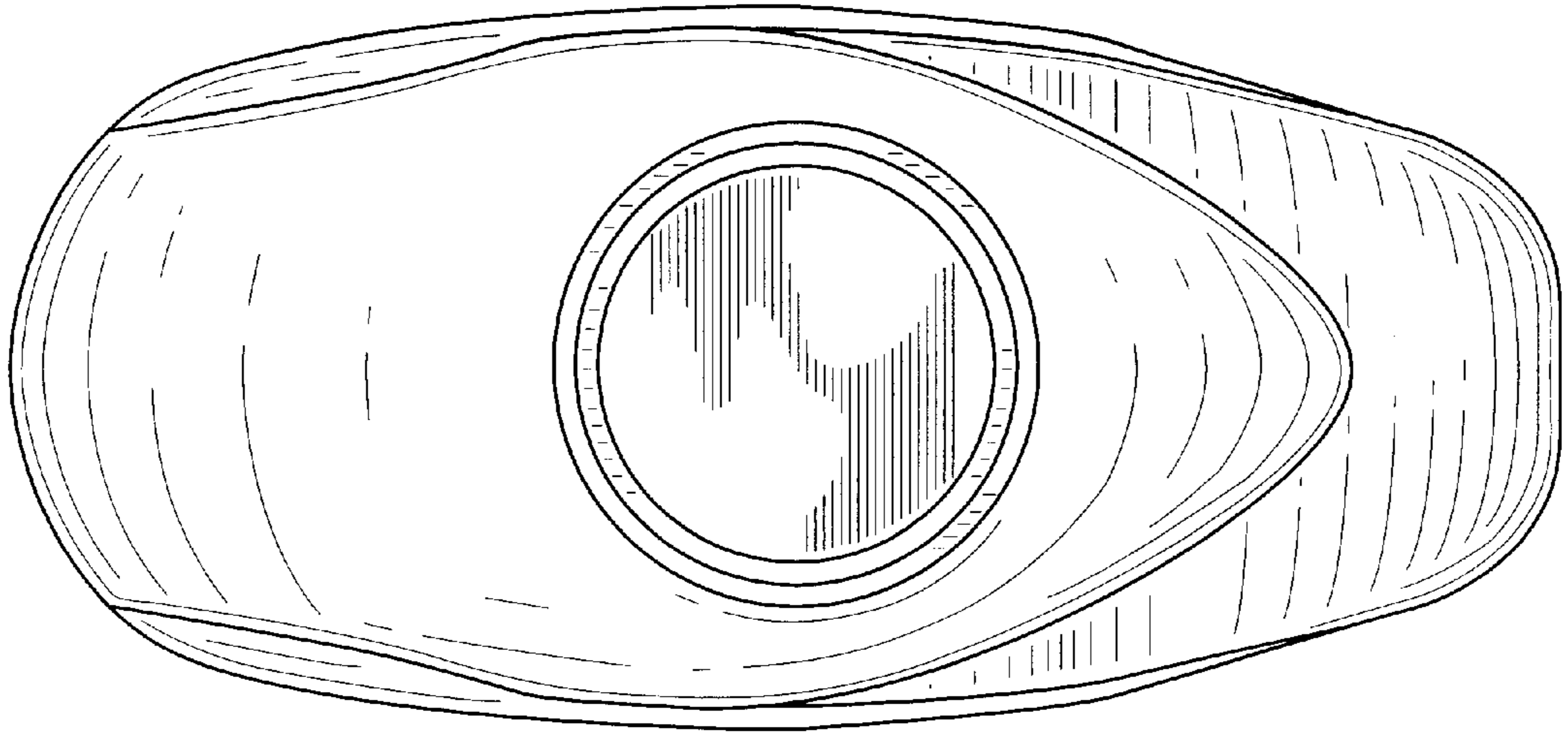


FIG. 5

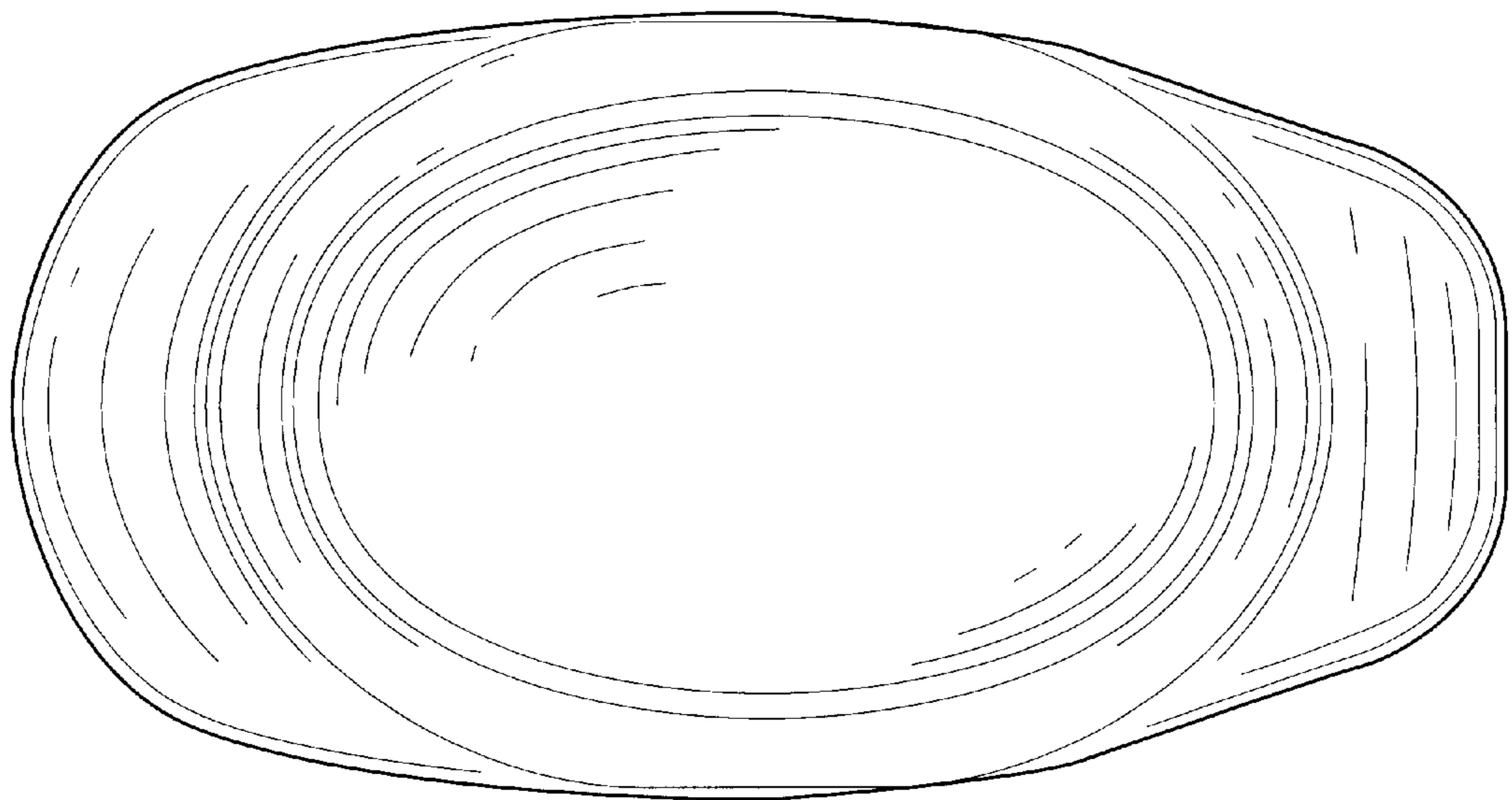


FIG. 6