



US00D424928S

United States Patent [19]
Caldwell

[11] **Patent Number: Des. 424,928**

[45] **Date of Patent: ** May 16, 2000**

[54] **NOVELTY SPORTS BOTTLE**

[76] Inventor: **Jerry Caldwell**, 2113-A Murray Hill Rd., Greensboro, N.C. 27403

[**] Term: **14 Years**

[21] Appl. No.: **29/094,737**

[22] Filed: **Oct. 8, 1998**

[51] **LOC (7) Cl.** **09-01**

[52] **U.S. Cl.** **D9/307; D9/500; D9/538**

[58] **Field of Search** **D9/307, 500, 503, D9/538; 215/382-384, 400; 206/457; D21/712**

[56] **References Cited**

U.S. PATENT DOCUMENTS

- D. 107,586 12/1937 Toulouse D9/500
- D. 246,028 10/1977 McNab D9/500
- D. 400,431 11/1998 Gouveia et al. D9/307 X
- 5,244,106 9/1993 Takacs 215/173

Primary Examiner—Terry A. Wallace

[57] **CLAIM**

The ornamental design for a novelty sports bottle, as shown and described.

DESCRIPTION

FIG. 1 is a front elevational view of the novelty sports bottle of the present invention;

FIG. 2 is a back elevational view of the novelty sports bottle of FIG. 1;

FIG. 3 is a left side elevational view of the novelty sports bottle of FIG. 1;


FIG. 4 is a right side elevational view of the novelty sports bottle of FIG. 1;

FIG. 5 is a top plan view of the novelty sports bottle of FIG. 1; and,

FIG. 6 is a bottom plan view of the novelty sports bottle of FIG. 1.

The broken lines shown in FIG.1-4 is for illustrative purposes only and forms no part of the claimed invention.

1 Claim, 3 Drawing Sheets






Fig. 1




Fig. 2




Fig. 3




Fig. 4

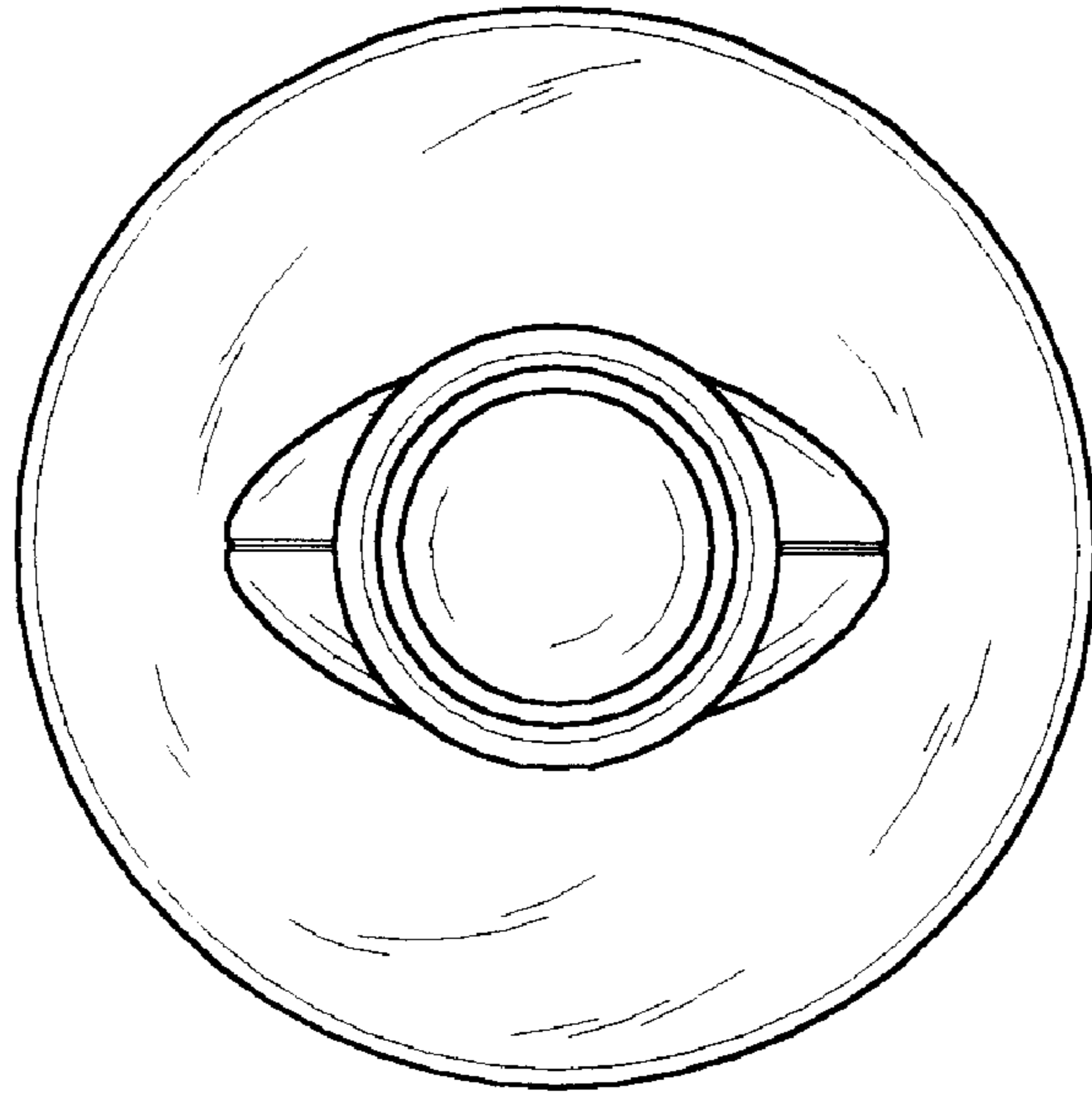


Fig. 5

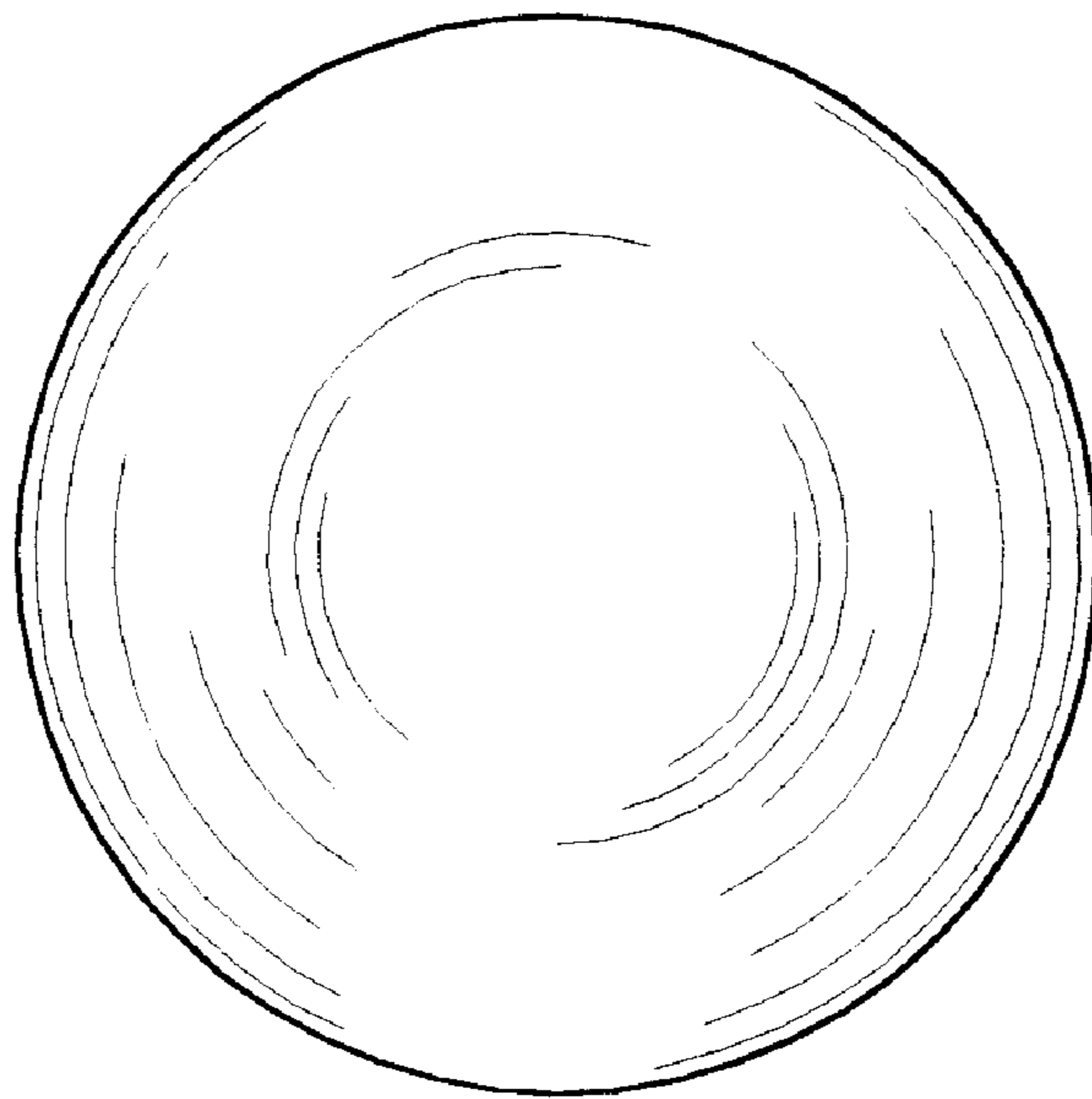


Fig. 6