



US00D424923S

United States Patent [19]

Lodi

[11] **Patent Number: Des. 424,923**

[45] **Date of Patent: ** May 16, 2000**

[54] **WIRE TIE WITH A KEYSLOT LOCKING BASE**

[75] Inventor: **Frank Lodi**, Niles, Ill.

[73] Assignee: **Richco Inc.**, Chicago, Ill.

[**] Term: **14 Years**

[21] Appl. No.: **29/107,867**

[22] Filed: **Jul. 16, 1999**

[51] **LOC (7) Cl.** **08-08**

[52] **U.S. Cl.** **D8/396**

[58] **Field of Search** D8/396; 248/74.1-74.4,
248/68.1; 24/16 PB

[56] **References Cited**

U.S. PATENT DOCUMENTS

- D. 224,960 10/1972 Wilson D8/396
- D. 363,212 10/1995 Hill D8/396

Primary Examiner—Holly Baynham
Attorney, Agent, or Firm—Martin Faier; Faier & Faier P.C.

[57] **CLAIM**

The ornamental design for a wire tie with a keyslot locking base, as shown and described.

DESCRIPTION

FIG. 1 is a perspective view of a device embodying the invention.

FIG. 2 is a front elevational view of a device embodying the invention.

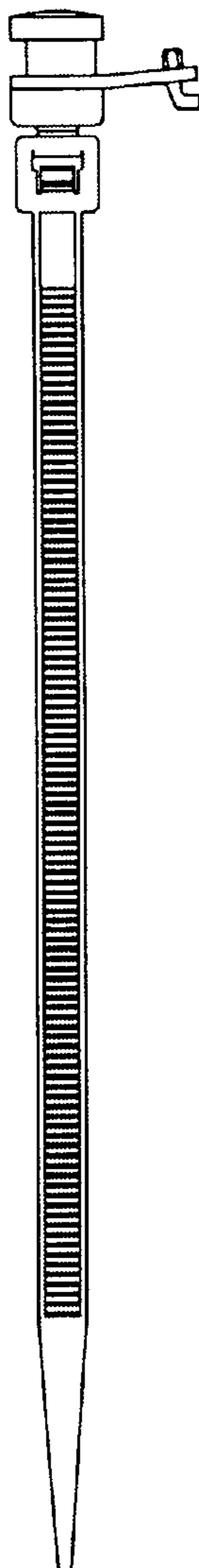
FIG. 3 is a rear elevational view of a device embodying the invention.

FIG. 4 is a top view of a device embodying the invention.

FIG. 5 is a bottom view of a device embodying the invention; and,

FIG. 6 is a side view of a device embodying the invention, both the left and right side being substantially identical and mirror images of one another.

1 Claim, 1 Drawing Sheet



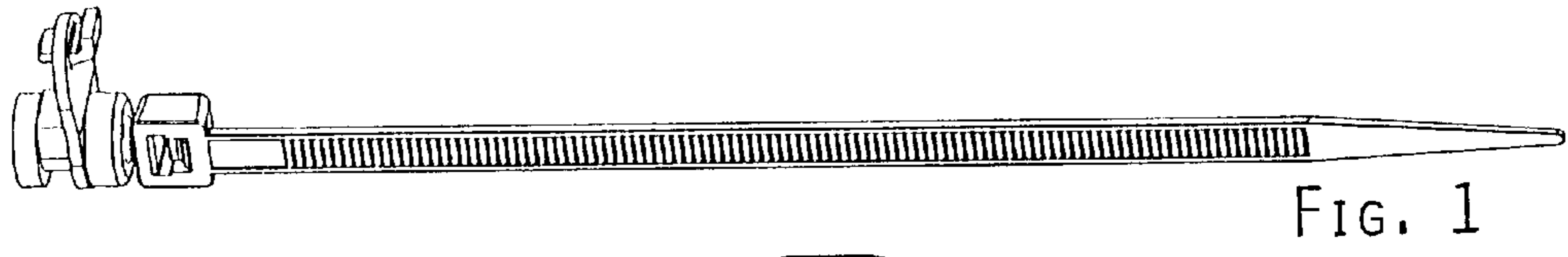


FIG. 1

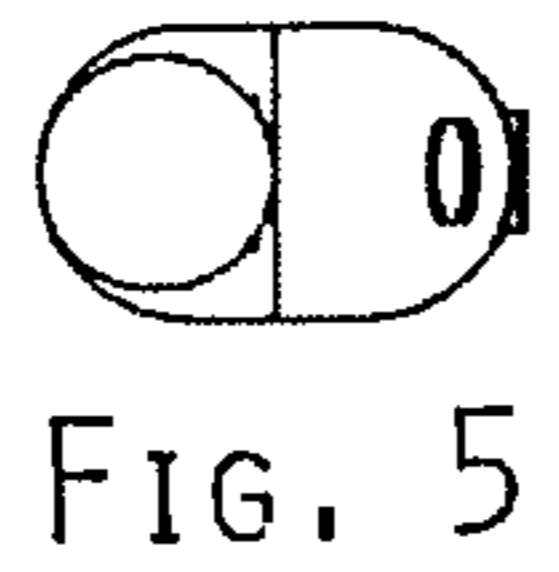


FIG. 5

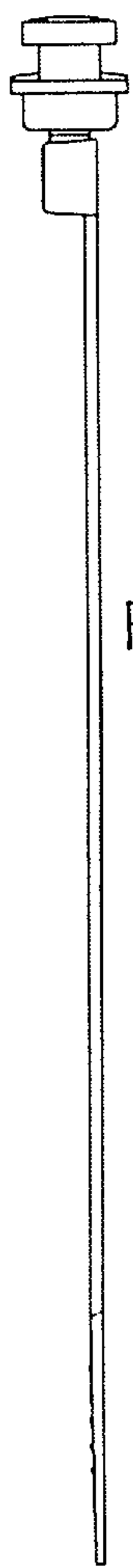


FIG. 2

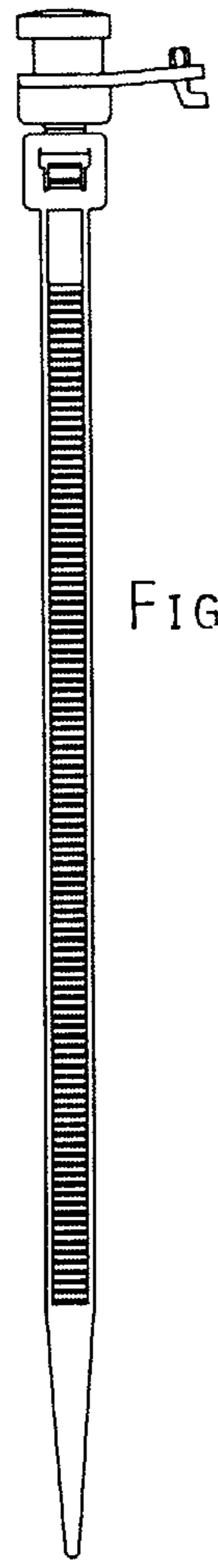


FIG. 6

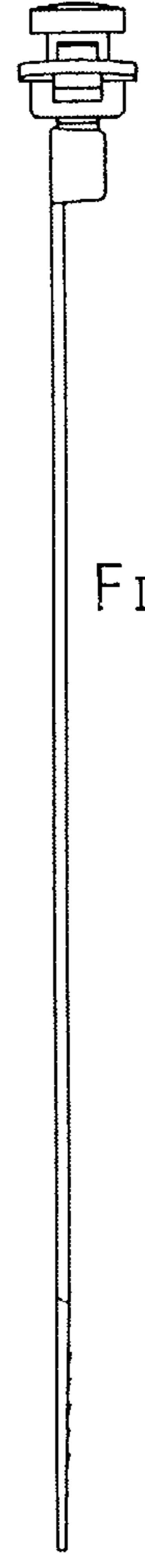


FIG. 3

FIG. 4

