



US00D424903S

United States Patent [19]

Hreha et al.

[11] **Patent Number: Des. 424,903**

[45] **Date of Patent: ** May 16, 2000**

[54] **TOOL HANDLE**

[75] Inventors: **Kenneth W. Hreha**, Tullahoma, Tenn.;
Andrew Hughes, New Hartford, Conn.

[73] Assignee: **The Stanley Works**, New Britain,
Conn.

[**] Term: **14 Years**

[21] Appl. No.: **29/102,907**

[22] Filed: **Apr. 5, 1999**

D. 252,495	7/1979	Breger	D8/80
D. 302,515	8/1989	Kandel	D8/75
D. 322,021	12/1991	Hsu	D8/75
D. 324,473	3/1992	Chen	D8/80
D. 329,796	9/1992	Olson et al.	D8/80
D. 356,481	3/1995	Majors et al.	D8/80

Primary Examiner—Philip S. Hyder
Attorney, Agent, or Firm—Pillsbury Madison & Sutro, LLP

Related U.S. Application Data

[60] Division of application No. 29/085,541, Mar. 25, 1998, Pat. No. Des. 408,703, which is a continuation-in-part of application No. 29/077,683, Oct. 7, 1997, abandoned.

[51] **LOC (7) Cl.** **08-02**

[52] **U.S. Cl.** **D8/80; D8/107**

[58] **Field of Search** D8/75, 76, 77,
D8/78, 79, 80, 81, 107; 81/20, 21, 22, 23,
24, 25; 16/110 R

References Cited

U.S. PATENT DOCUMENTS

D. 237,582 11/1975 Mostyn D8/75

[57] CLAIM

The ornamental design for a tool handle, as shown and described.

DESCRIPTION

FIG. 1 is a perspective view of a tool handle showing our new design;

FIG. 2 is a rear elevational view thereof;

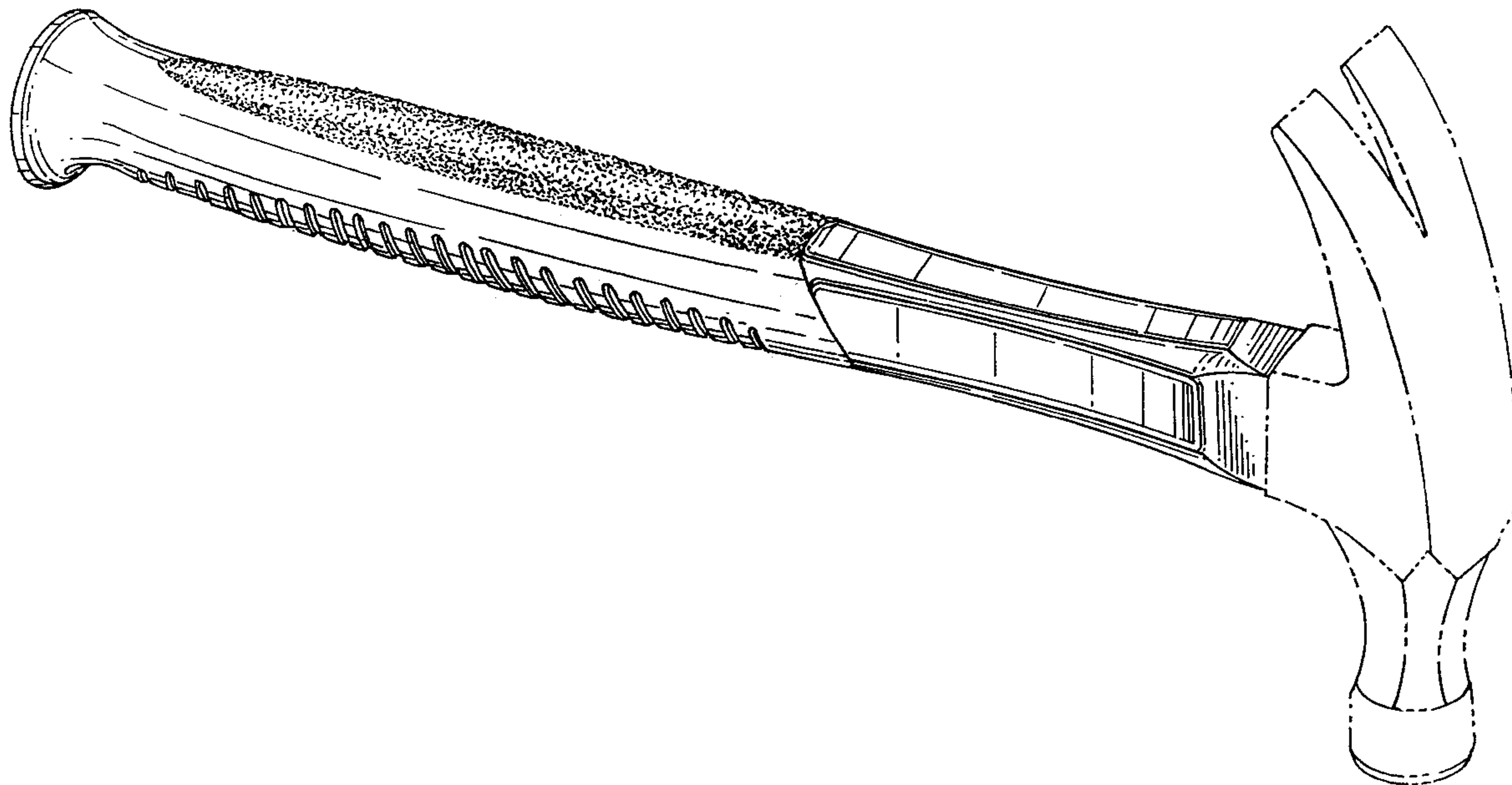
FIG. 3 is a front elevational view thereof;

FIG. 4 is a side elevational view thereof; and,

FIG. 5 is a butt end view thereof.

The broken line showing of the head of a hammer is for illustrative purposes only and forms no part of the claimed design.

1 Claim, 2 Drawing Sheets



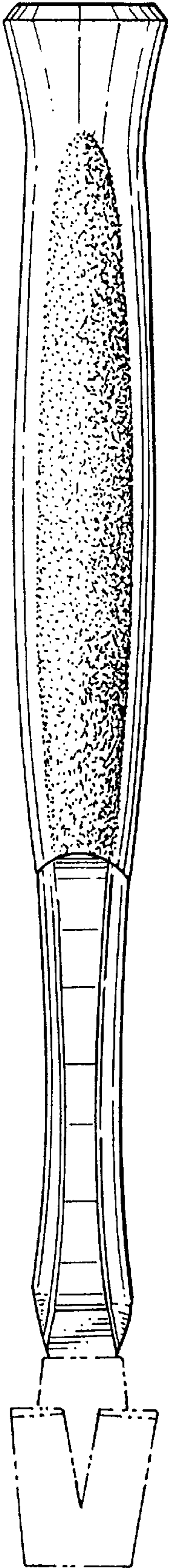


FIG. 2

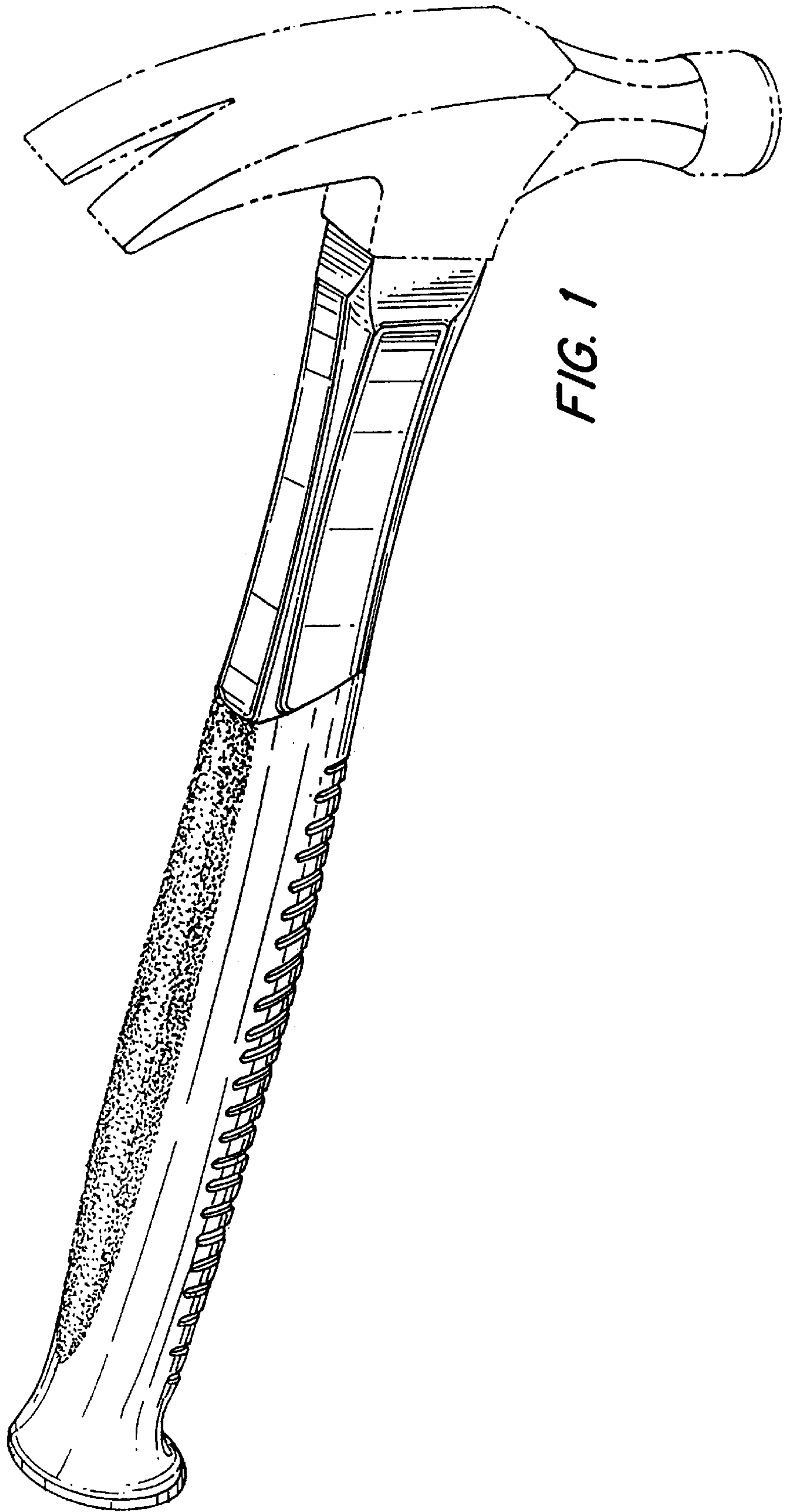


FIG. 1

