



US00D424893S

United States Patent [19]

Goslin et al.

[11] Patent Number: Des. 424,893

[45] Date of Patent: ** May 16, 2000

[54] WATER RETAINING TRAY

[75] Inventors: William Dempster Goslin, Clio; Mark J. Bachner, Grand Blanc; Richard A. Gauthier, Marlette; John Bell Payne, Clio; Larry Allen Demaree, Bloomfield Hills, all of Mich.

[73] Assignee: Plastics Research Corporation, Flint, Mich.

[**] Term: 14 Years

[21] Appl. No.: 29/108,458

[22] Filed: Jul. 28, 1999

[51] LOC (7) Cl. 08-01

[52] U.S. Cl. D8/1

[58] Field of Search D8/1, 2; D7/550.1, D7/551.2; 47/84-5, 79, 65.5, 86

[56] References Cited

U.S. PATENT DOCUMENTS

- D. 229,708 12/1973 Dugan-Chapman D8/1
- D. 248,935 8/1978 Stutelberg et al. .
- 3,142,133 7/1964 Brooks .

- 3,660,934 5/1972 Pollack et al. .
- 3,961,444 6/1976 Skaife .
- 4,213,274 7/1980 Skaife .
- 4,495,725 1/1985 Talbot 47/84
- 4,528,774 7/1985 Skaife .
- 4,584,791 4/1986 Wolf .
- 4,887,388 12/1989 Waltel, Jr. .
- 5,022,183 6/1991 Bohlmann .
- 5,315,786 5/1994 Smith et al. .
- 5,361,534 11/1994 Burns et al. .
- 5,581,936 12/1996 Belgiorno 47/65.5

Primary Examiner—Robin V. Taylor
Attorney, Agent, or Firm—Brooks & Kushman P.C.

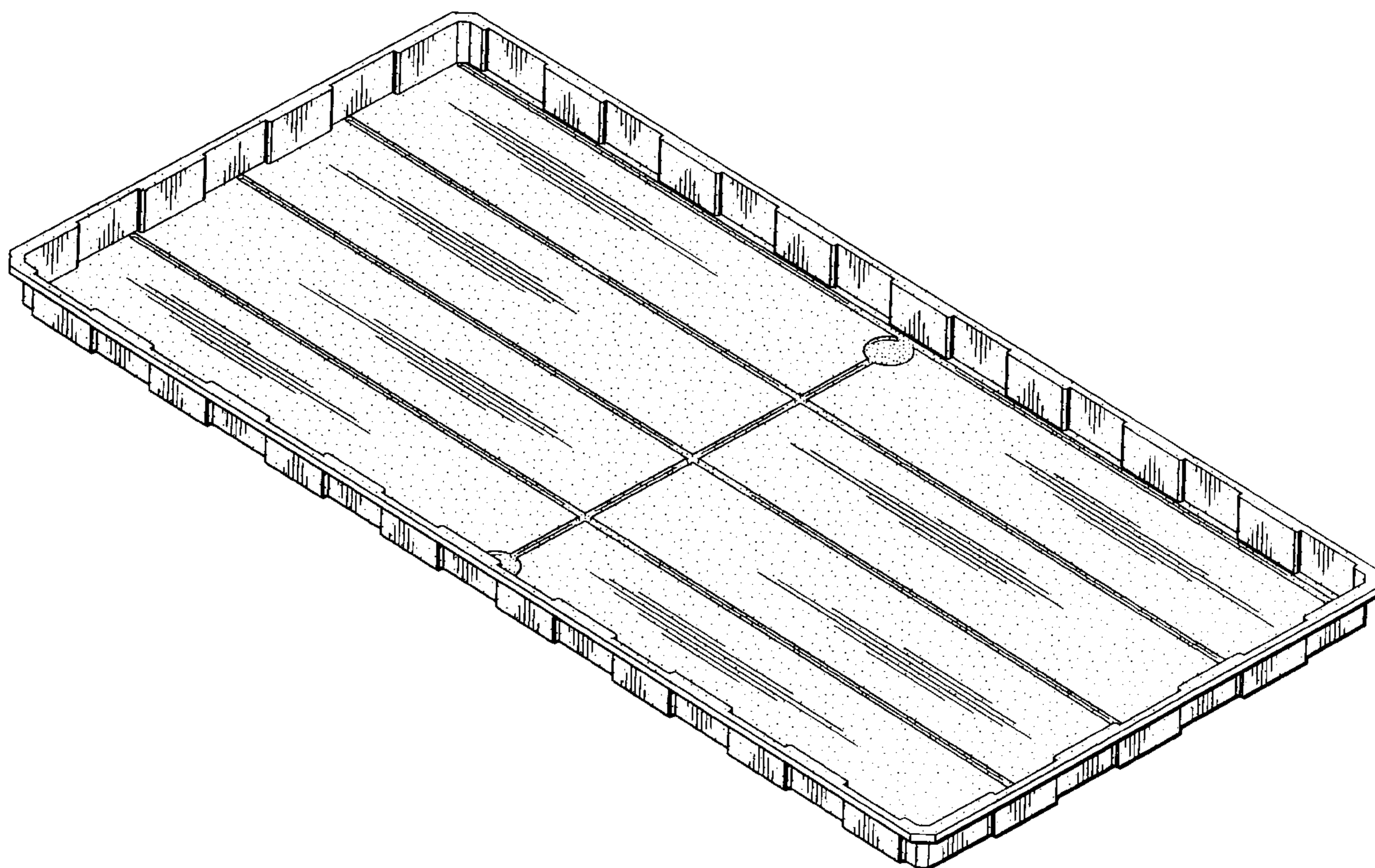
[57] CLAIM

The ornamental design for a water retaining tray, as shown and described.

DESCRIPTION

FIG. 1 is a front perspective view of the water retaining tray; FIG. 2 is a top plan view; FIG. 3 is a front view; FIG. 4 is a bottom plan view; and, FIG. 5 is a side view, both sides being mirror images of the other.

1 Claim, 3 Drawing Sheets



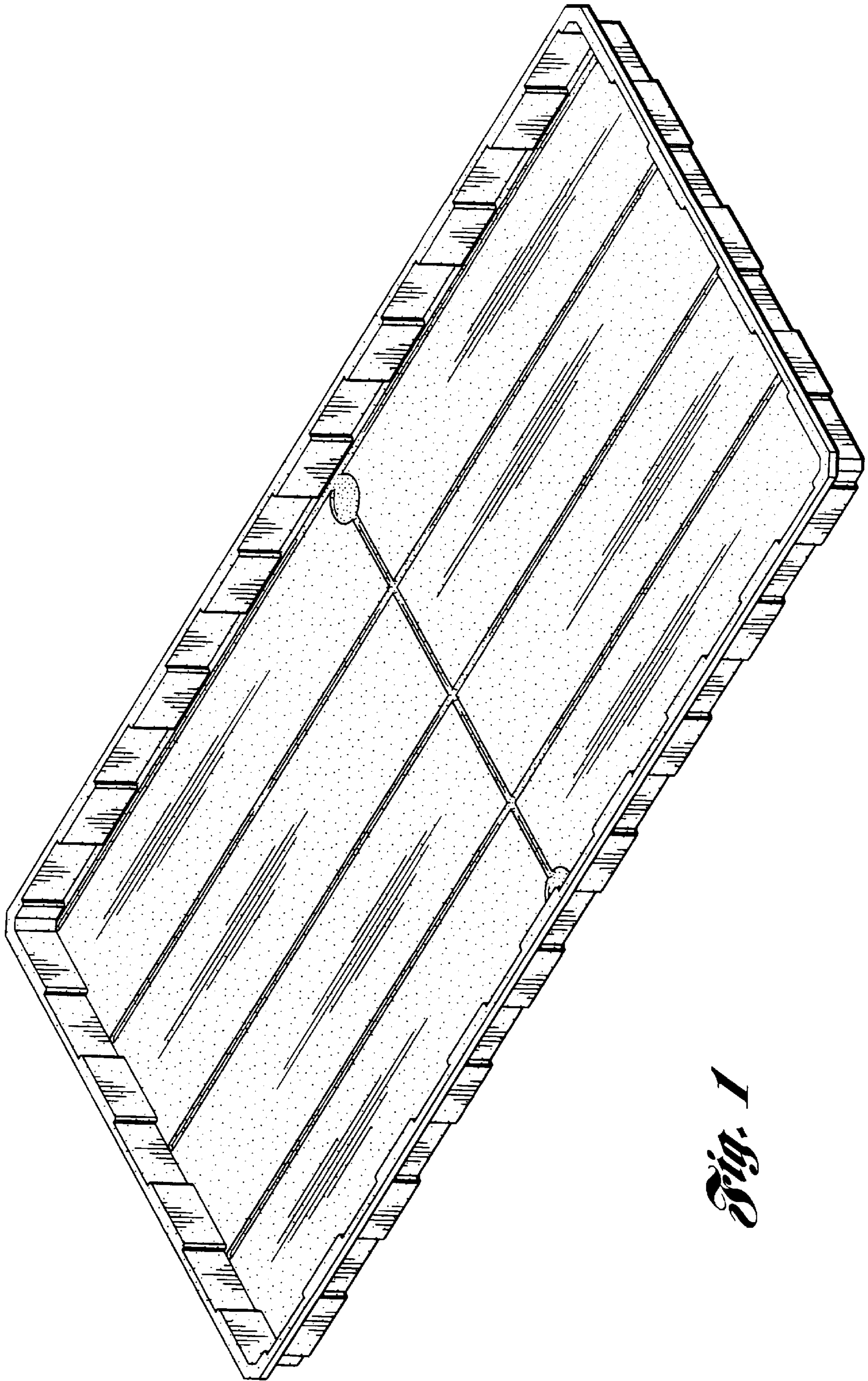


Fig. 1

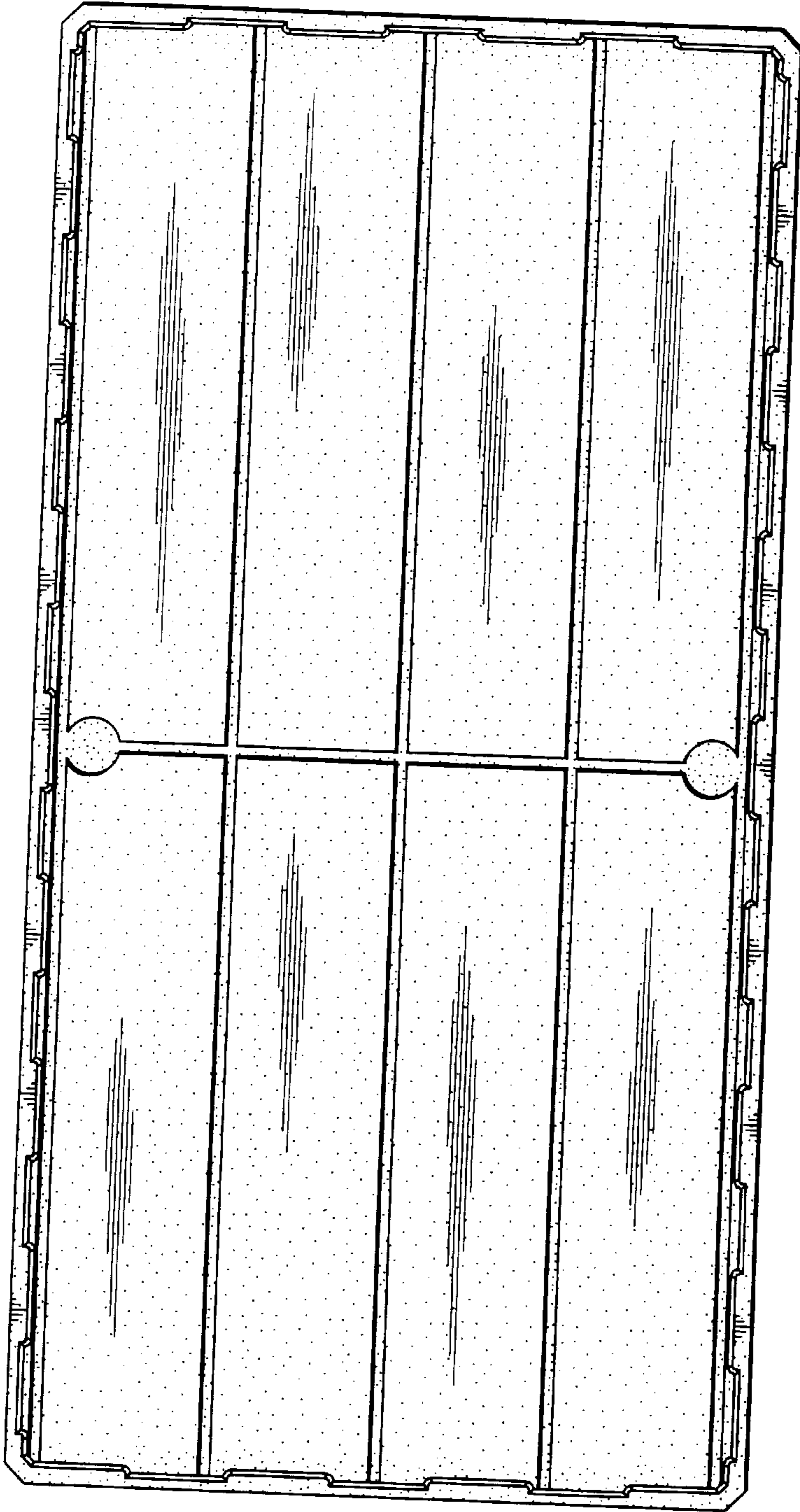


Fig. 2

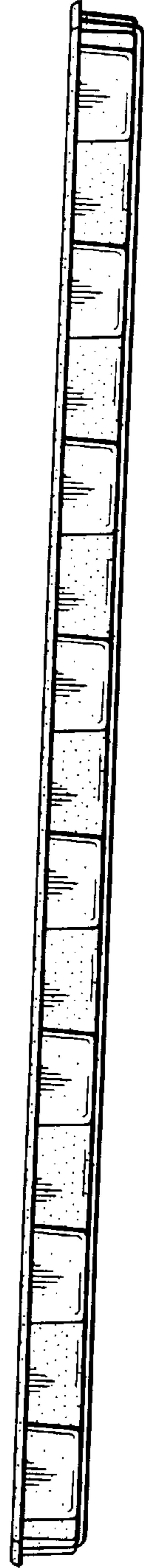


Fig. 3

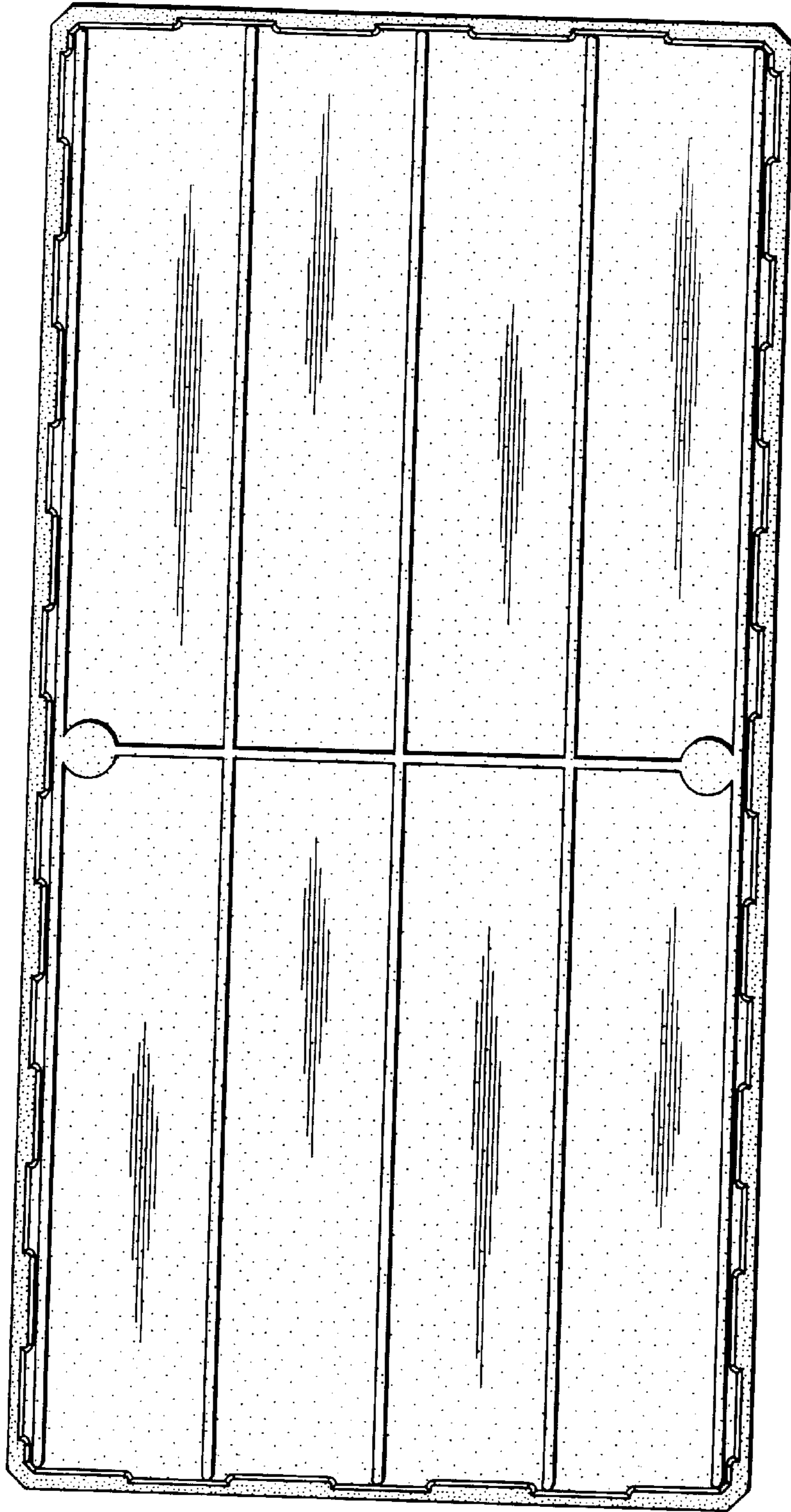


Fig. 4

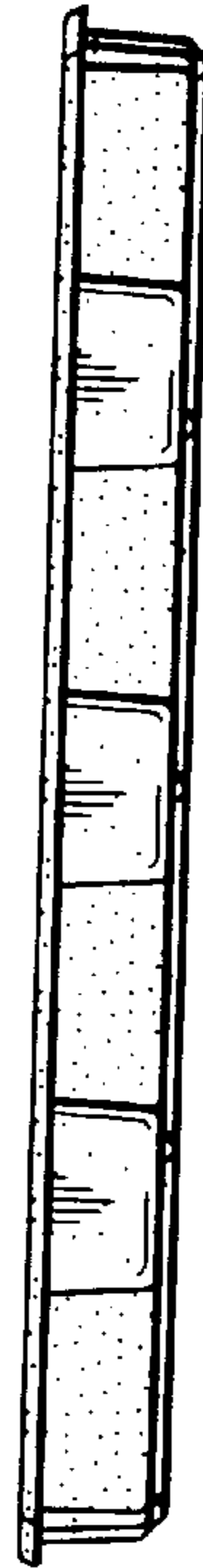


Fig. 5