



US00D424892S

United States Patent [19]

Ribet et al.

[11] **Patent Number: Des. 424,892**

[45] **Date of Patent: ** May 16, 2000**

[54] **WINE RACK**

4,998,631 3/1991 Fridjhon 211/74

[75] Inventors: **Samuel Ribet**, Hong Kong, The Hong Kong Special Administrative Region of the People's Republic of China; **Alessio Pozzoli**, Milan, Italy

Primary Examiner—Terry A. Wallace
Attorney, Agent, or Firm—John L. Chiatelas

[73] Assignee: **Ezech Limited**, Kowloon, The Hong Kong Special Administrative Region of the People's Republic of China

[57] **CLAIM**

We claim the ornamental design for the wine rack, as shown and described.

[**] Term: **14 Years**

DESCRIPTION

[21] Appl. No.: **29/100,532**

FIG. 1 is a front view of the new ornamental wine rack of the present design.

[22] Filed: **Feb. 12, 1999**

FIG. 2 is a rear view of the new ornamental wine rack shown in FIG. 1.

[51] **LOC (7) Cl.** **06-04**

[52] **U.S. Cl.** **D7/701**

[58] **Field of Search** D7/701, 707, 708; D6/449, 459-462, 464, 465; 211/74, 194, 134, 153

FIG. 3 is a left side view of the new ornamental wine rack shown in FIG. 1.

FIG. 4 is a right side view of the new ornamental wine rack shown in FIG. 1.

FIG. 5 is a top view of the new ornamental wine rack shown in FIG. 1.

FIG. 6 is a bottom view of the new ornamental wine rack shown in FIG. 1; and,

FIG. 7 is an overhead front perspective view of the new ornamental wine rack shown in FIG. 1.

[56] **References Cited**

U.S. PATENT DOCUMENTS

- D. 353,747 12/1994 Lanier D7/701
- D. 374,582 10/1996 Chu D7/701 X

1 Claim, 4 Drawing Sheets






Fig. 1




Fig. 2




Fig. 3




Fig. 4




Fig. 5




Fig. 6



Fig. 7