



US00D424890S

United States Patent [19]
Sanoner

[11] **Patent Number: Des. 424,890**

[45] **Date of Patent: ** May 16, 2000**

[54] **FORK**

D. 272,406 1/1984 Steiner D7/683
2,539,849 1/1951 Lum 294/61
4,332,409 6/1982 Stachowicz 294/2

[75] Inventor: **Hughes Marie Sanoner**, Discovery Bay, The Hong Kong Special Administrative Region of the People's Republic of China

Primary Examiner—Terry A. Wallace
Attorney, Agent, or Firm—Leydig, Voit & Mayer, Ltd.

[73] Assignee: **Solar Wide Industrial Ltd.**, New Territories, The Hong Kong Special Administrative Region of the People's Republic of China

[57] **CLAIM**

The ornamental design for a fork, as shown and described.

[**] Term: **14 Years**

DESCRIPTION

[21] Appl. No.: **29/094,339**

FIG. 1 is a front and right side perspective view of a fork showing my new design;

[22] Filed: **Sep. 30, 1998**

FIG. 2 is a front elevational view thereof;

[51] **LOC (7) Cl.** **07-04**

FIG. 3 is a rear elevational view thereof;

[52] **U.S. Cl.** **D7/683**

FIG. 4 is a right side elevational view thereof;

[58] **Field of Search** D7/683-696, 401.2, D7/395; 30/125, 142, 147-150, 322, 323; 294/2, 51, 55.5

FIG. 5 is a left side elevational view thereof;

FIG. 6 is a top plan view thereof; and,

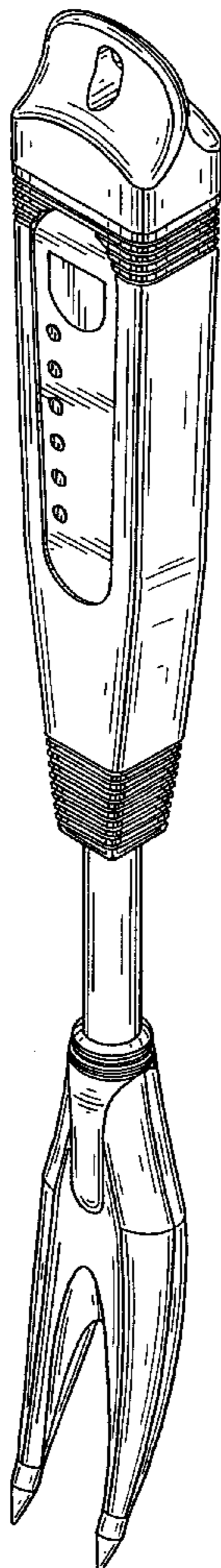
FIG. 7 is a bottom plan view thereof.

[56] **References Cited**

U.S. PATENT DOCUMENTS

D. 265,623 8/1982 Seibel D7/683

1 Claim, 2 Drawing Sheets



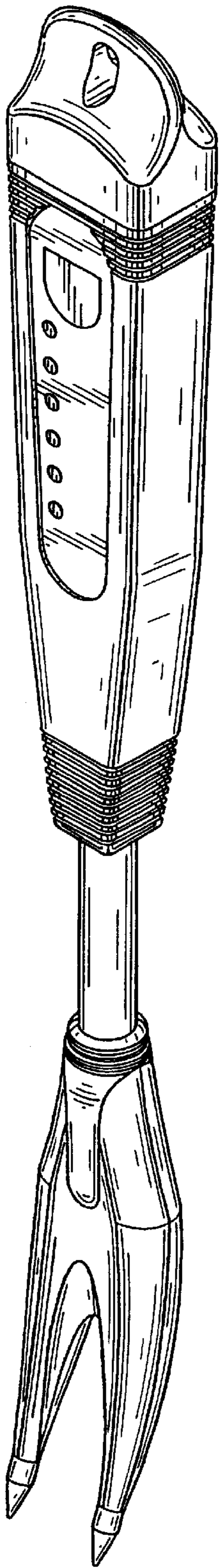


FIG. 1

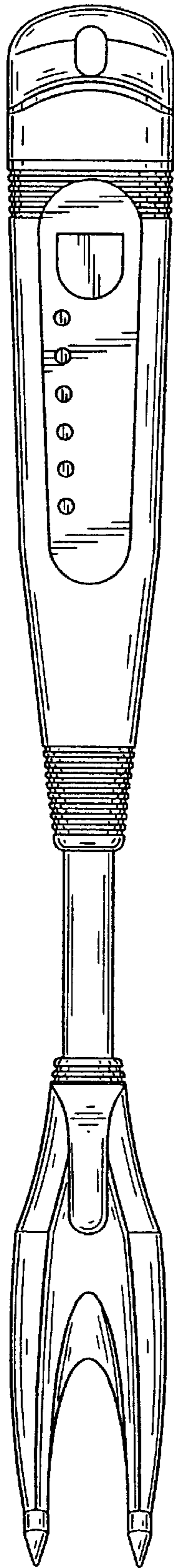


FIG. 2

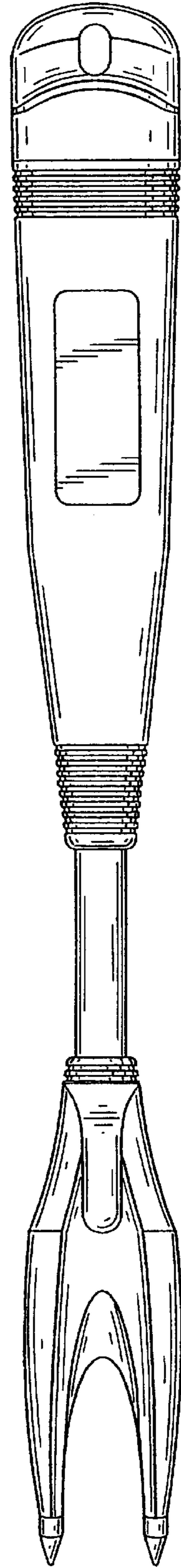


FIG. 3

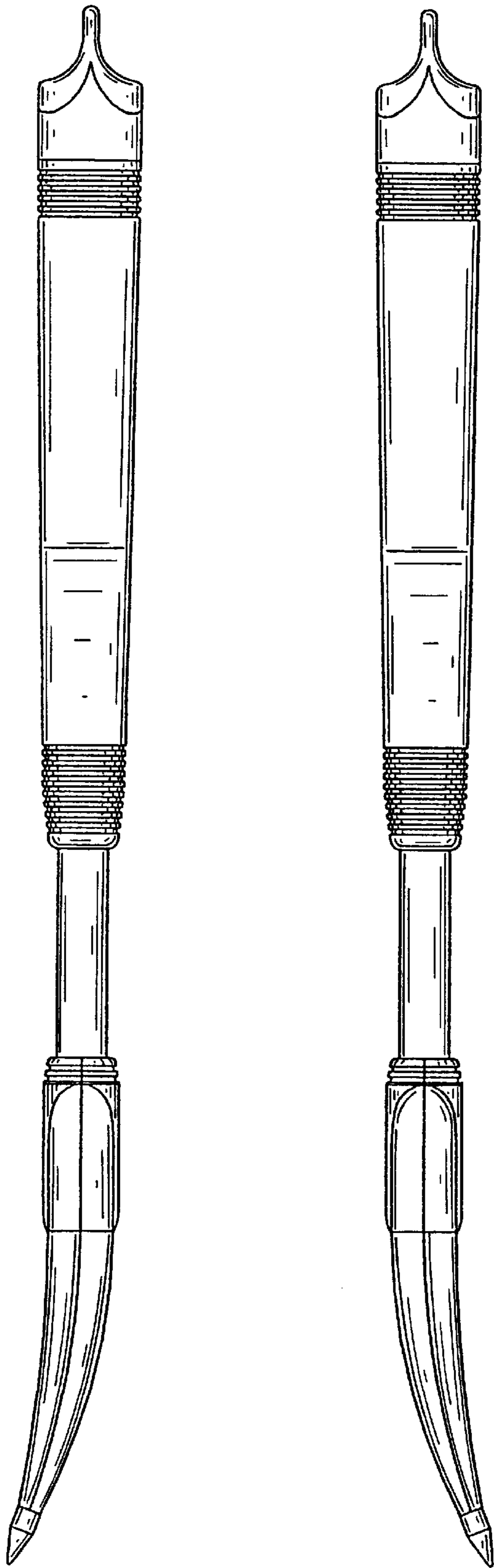


FIG. 4

FIG. 5




FIG. 6




FIG. 7