



US00D424887S

United States Patent [19] Stokes

[11] **Patent Number: Des. 424,887**

[45] **Date of Patent: ** May 16, 2000**

[54] **KNIFE**

[75] Inventor: **Andrew John Stokes**, Sheffield, United Kingdom

[73] Assignee: **McPherson's Limited**, Australia

[**] Term: **14 Years**

[21] Appl. No.: **29/106,355**

[22] Filed: **Jun. 14, 1999**

[51] **LOC (7) Cl.** **07-03**

[52] **U.S. Cl.** **D7/649**

[58] **Field of Search** D7/642, 645, 649, D7/650, 652, 401.2; 30/147-150, 329, 340, 345

D. 410,176 5/1999 Stokes D7/649

FOREIGN PATENT DOCUMENTS

105688 10/1989 Australia .

Primary Examiner—Caron D. Veynar
Attorney, Agent, or Firm—Trexler, Bushnell, Giangiorgi & Blackstone, Ltd.

[57] CLAIM

The ornamental design for a knife, as shown and described.

DESCRIPTION

FIG. 1 is a perspective view of a knife showing my new design;

FIG. 2 is a front elevational view of the knife;

FIG. 3 is a rear elevational view of the knife;

FIG. 4 is a right side elevational view of the knife and it is to be understood that the left side elevational view of the knife would be a mirror image of that shown in FIG. 4;

FIG. 5 is a top plan view of the knife; and,

FIG. 6 is a bottom plan view of the knife.

[56] **References Cited**

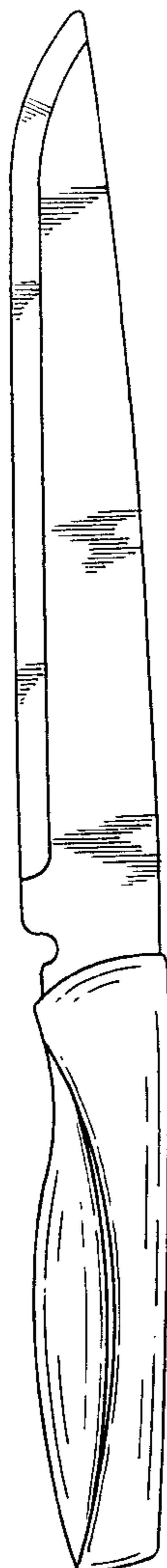
U.S. PATENT DOCUMENTS

D. 192,961 6/1962 Baer D7/649

D. 246,282 11/1977 Jackson .

D. 355,331 2/1995 Rich D7/401.2

1 Claim, 3 Drawing Sheets



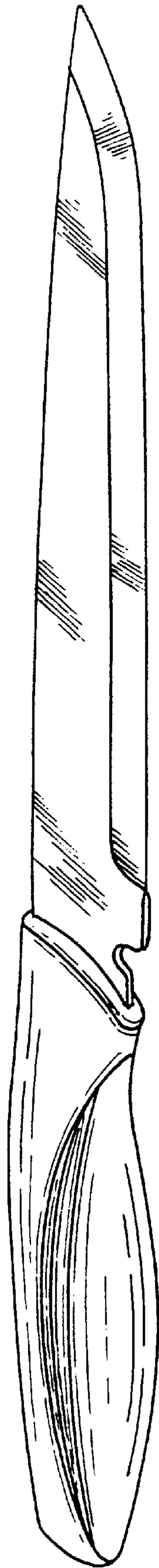


FIG 1




FIG 2

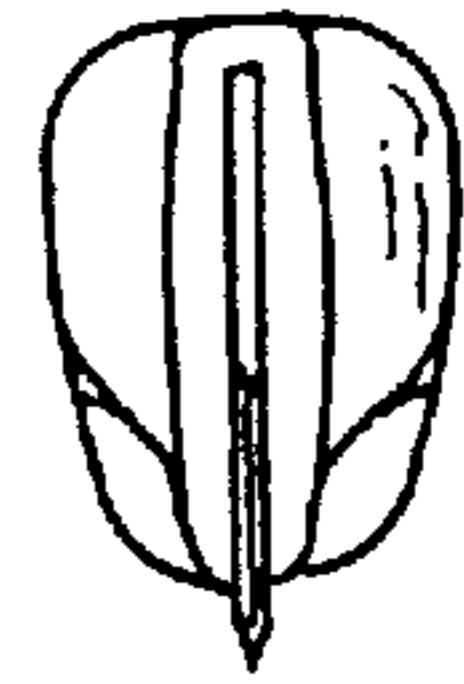


FIG 5



FIG 6

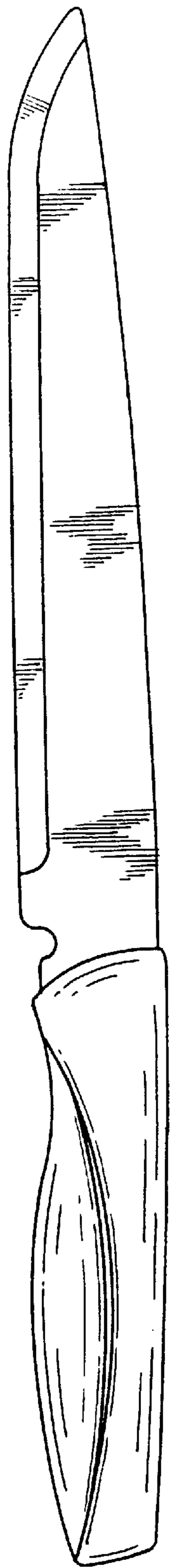


FIG 4

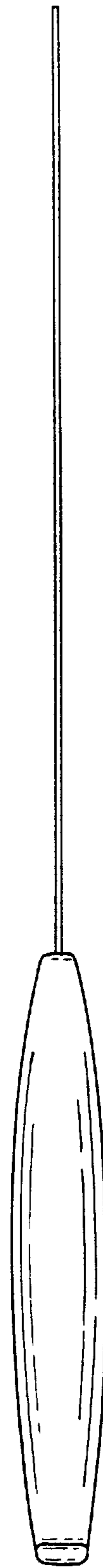


FIG 3