



US00D424873S

United States Patent [19] Holbrook

[11] **Patent Number: Des. 424,873**

[45] **Date of Patent: ** May 16, 2000**

[54] **OVEN HANDLE**

[75] Inventor: **Richard M. Holbrook**, Pasadena, Calif.

[73] Assignee: **Thermador Corporation**, Los Angeles, Calif.

[**] Term: **14 Years**

[21] Appl. No.: **29/103,409**

[22] Filed: **Apr. 14, 1999**

[51] **LOC (7) Cl.** **07-02**

[52] **U.S. Cl.** **D7/402**

[58] **Field of Search** D7/340, 341, 346, D7/348, 365, 367, 369, 402, 405, 407; 126/1 R, 190, 198, 200, 273 A, 273 R; 219/214, 443.1, 444.1, 448.11, 460.1

[56] **References Cited**

U.S. PATENT DOCUMENTS

D. 379,734 6/1997 Baldwin D7/339

D. 399,390 10/1998 Baldwin D7/405

Primary Examiner—Robert M. Spear
Attorney, Agent, or Firm—Brooks & Kushman P.C.

[57] **CLAIM**

The ornamental design for an oven handle, as shown and described.

DESCRIPTION

FIG. 1 is a perspective view of an oven handle showing my ornamental design;

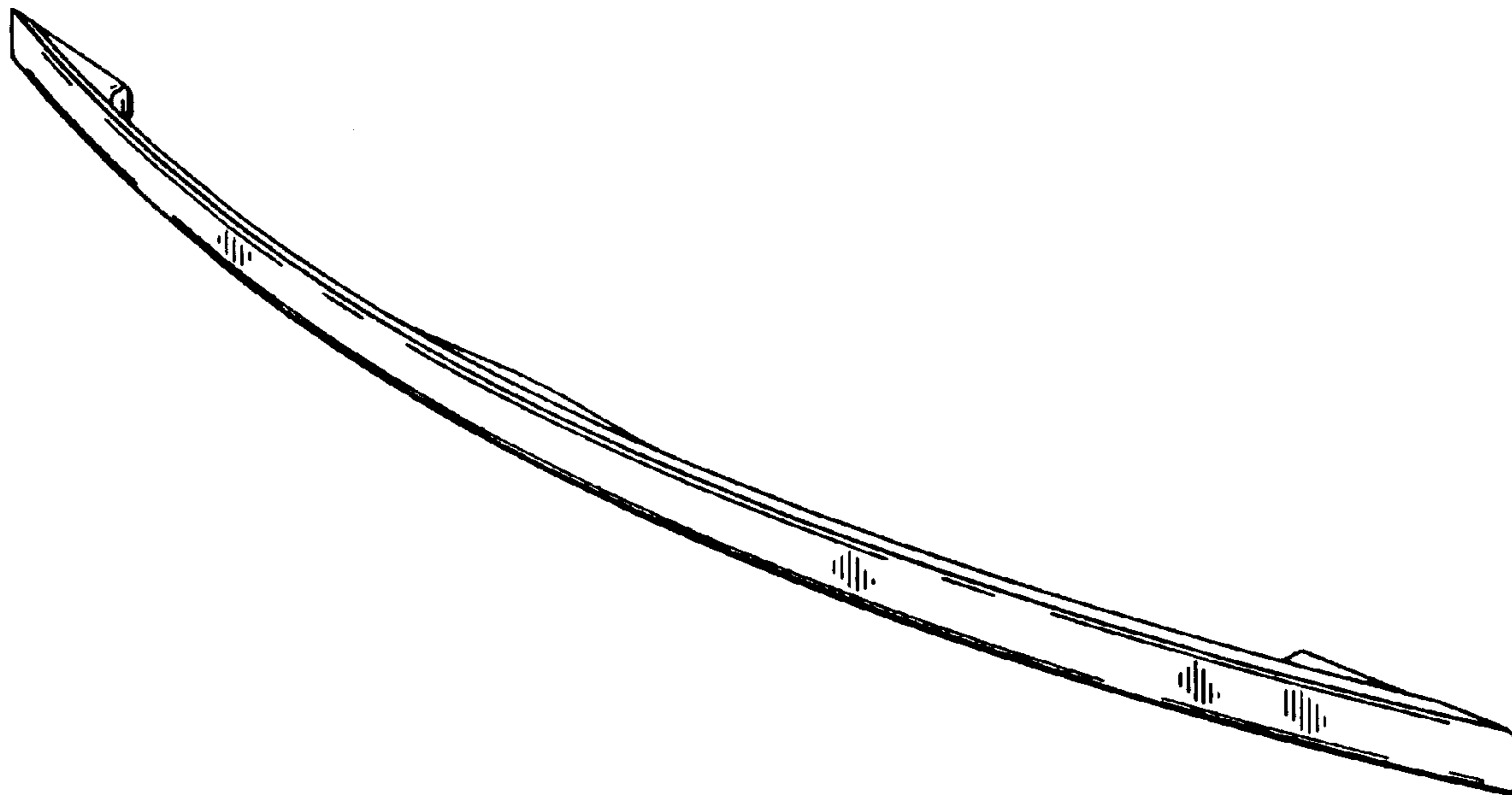
FIG. 2 is a bottom view of the oven handle of FIG. 1 and typical of the top view of the oven handle showing my ornamental design;

FIG. 3 is a rotated, typical side view of the oven handle of FIGS. 1-2;

FIG. 4 is a front elevational view of the oven handle of FIGS. 1-3 showing my ornamental design; and,

FIG. 5 is a rear elevational view of the oven handle of FIGS. 1-4 showing my ornamental design.

1 Claim, 1 Drawing Sheet



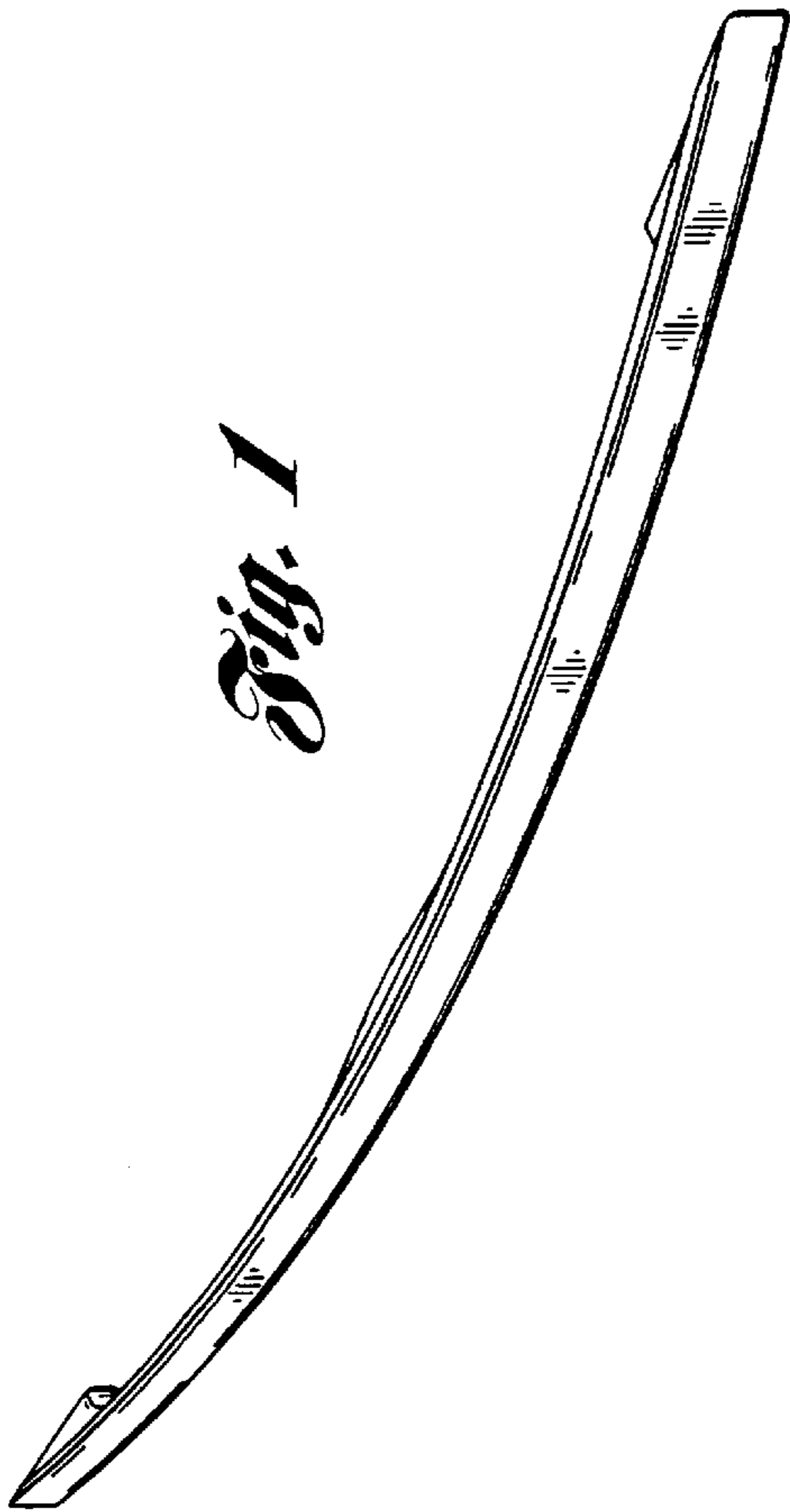


Fig. 1



Fig. 3



Fig. 2

Fig. 4

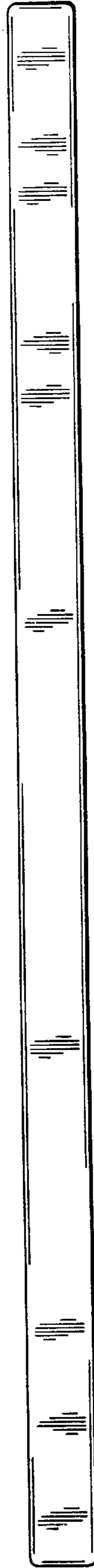


Fig. 5

