



US00D424830S

United States Patent [19]
Zaidman

[11] **Patent Number: Des. 424,830**

[45] **Date of Patent: ** May 16, 2000**

[54] **DRESSER**

D. 413,030 8/1999 Wanek et al. D6/445

[75] Inventor: **S. Paul Zaidman**, Winnipeg, Canada

OTHER PUBLICATIONS

[73] Assignee: **Palliser Furniture Ltd.**, Winnipeg, Canada

Photograph—Furniture believed published by Dorel Industries, Inc. (prior to Jul. 31, 1997).

[**] Term: **14 Years**

Photographs—Series 552-E—Juvenile Bedroom by Palliser Furniture Ltd. (Mar. 1988).

[21] Appl. No.: **29/091,577**

Photograph—Series 524-A—Master Bedroom by Palliser Furniture Ltd. (Sep. 1991).

[22] Filed: **Jul. 31, 1998**

Primary Examiner—Carmen H. Vales-Lado

[51] **LOC (7) Cl.** **06-04**

Attorney, Agent, or Firm—Senniger, Powers, Leavitt & Roedel

[52] **U.S. Cl.** **D6/445**

[57] **CLAIM**

[58] **Field of Search** D6/432-448; 312/204, 312/257

The ornamental design for a dresser, as shown and described.

[56] **References Cited**

DESCRIPTION

U.S. PATENT DOCUMENTS

D. 231,172	4/1974	Carter	D6/446
D. 259,686	6/1981	West	D6/446
D. 263,265	3/1982	Henley, Jr.	D6/446
D. 327,995	7/1992	Brunner et al.	.	
D. 393,551	4/1998	Draheim	.	
D. 399,372	10/1998	Zaidman et al.	D6/446
D. 401,443	11/1998	Zaidman	D6/446
D. 407,239	3/1999	Zaidman	D6/446

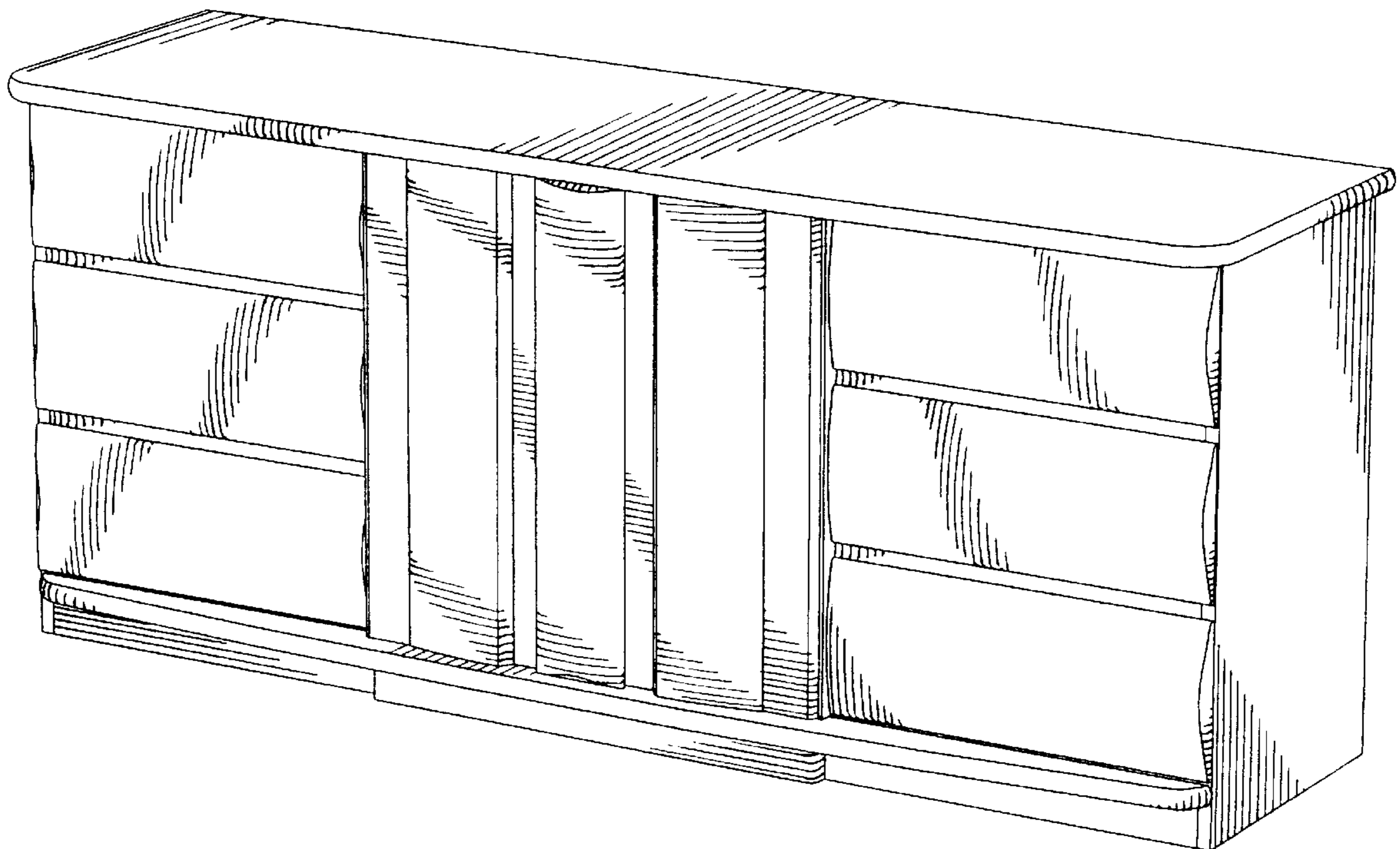
FIG. 1 is a right side perspective view of a dresser showing my new design;

FIG. 2 is front elevational view thereof; and,

FIG. 3 is a left side elevational view thereof.

The rear and bottom of the dresser not shown form no part of the claimed design.

1 Claim, 3 Drawing Sheets



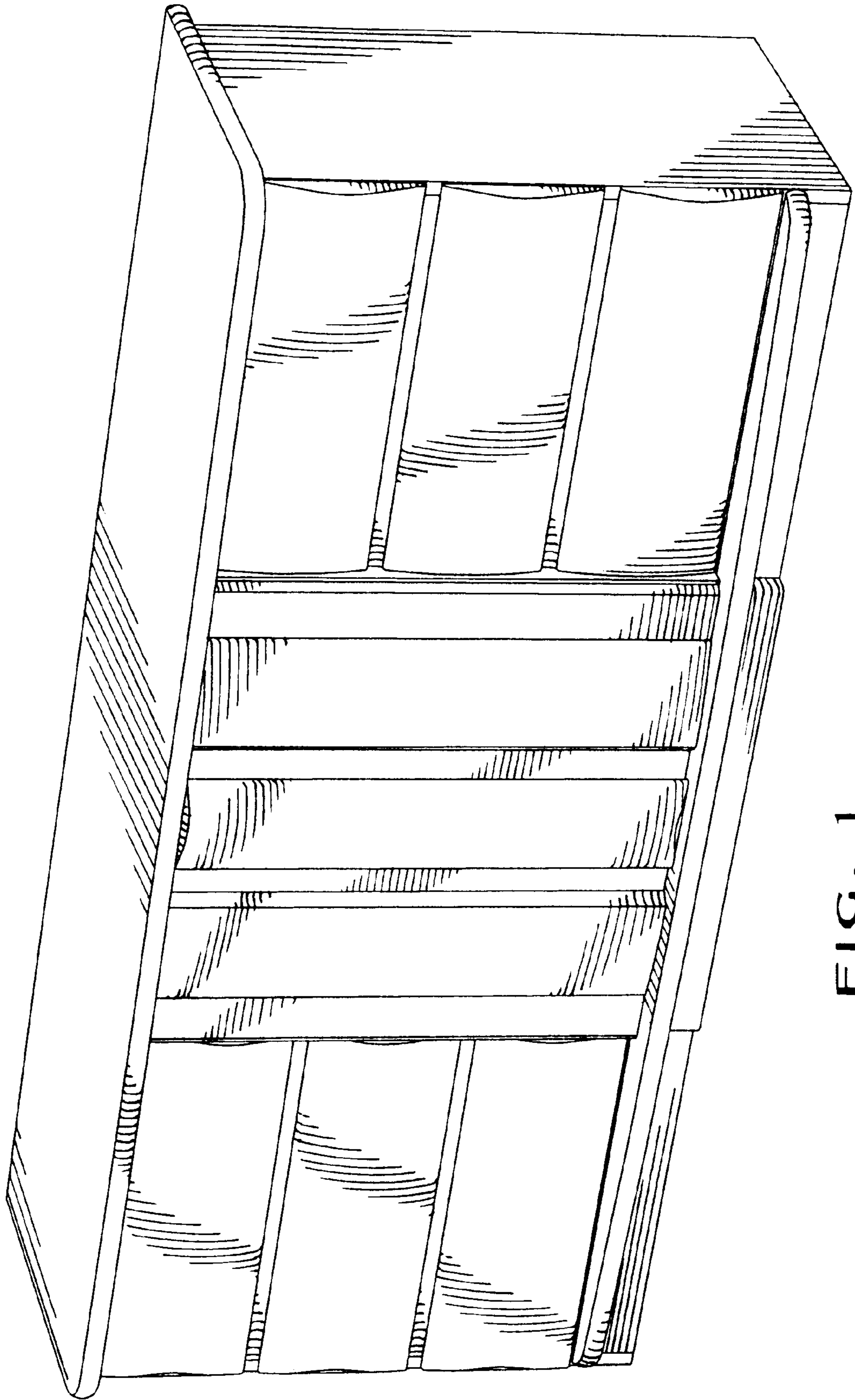


FIG. 1

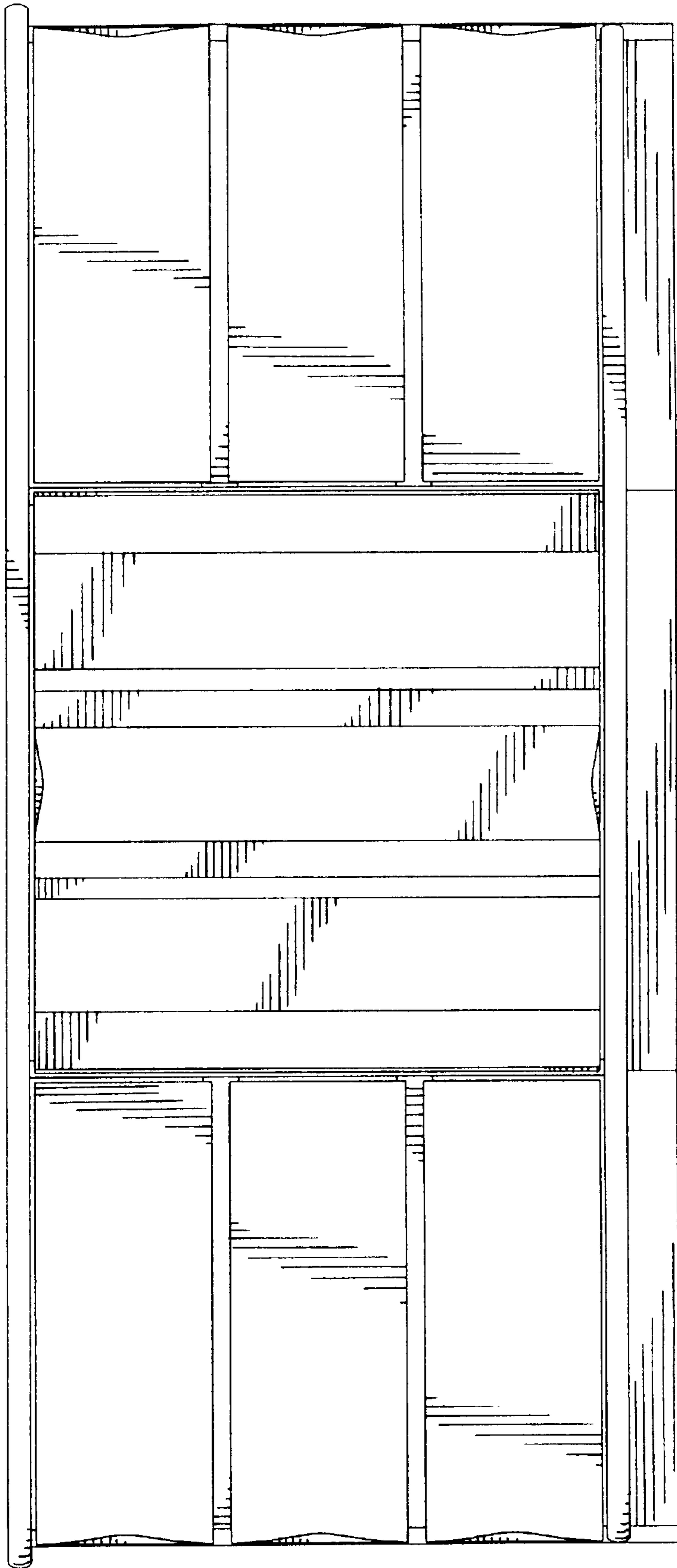


FIG. 2




FIG. 3