



US00D424812S

# United States Patent [19]

## Kacius

[11] **Patent Number: Des. 424,812**

[45] **Date of Patent: \*\* May 16, 2000**

[54] **PHOTOGRAPH CABINET**

[75] Inventor: **Timothy A. Kacius**, Torrance, Calif.

[73] Assignee: **Tinker's Den, Inc.**, Torrance, Calif.

[\*\*] Term: **14 Years**

[21] Appl. No.: **29/090,853**

[22] Filed: **Jul. 17, 1998**

[51] **LOC (7) Cl.** ..... **06-07**

[52] **U.S. Cl.** ..... **D6/300**

[58] **Field of Search** ..... D6/300-302, 309-314;  
40/700, 711, 719, 720, 722, 729, 735, 745,  
765, 768, 769, 780, 790, 798, 799, 800,  
779

[56] **References Cited**

**U.S. PATENT DOCUMENTS**

D. 256,810	9/1980	Coleman	.....	D20/10
D. 272,791	2/1984	Brobakken	.....	D6/301
D. 353,942	1/1995	Lo et al.	.....	D6/310
D. 390,010	2/1998	Fry	.....	D6/302

D. 391,406 3/1998 Field ..... D6/302  
5,283,967 2/1994 Abrams ..... 40/779

*Primary Examiner*—Janice E. Seeger  
*Attorney, Agent, or Firm*—Mark R. Galis

[57] **CLAIM**

The ornamental design for an photograph cabinet, as shown and described.

**DESCRIPTION**

FIG. 1 is a front elevational view of a photograph cabinet showing the first embodiment of our new design; FIG. 2 is a rear elevational view of the cabinet shown in FIG. 1; FIG. 3 is a top plan view of the cabinet shown in FIG. 1; FIG. 4 is a bottom plan view of the cabinet shown in FIG. 1; FIG. 5 is a left side view of the cabinet shown in FIG. 1; FIG. 6 is a right side view of the cabinet shown in FIG. 1; and, FIG. 7 is a perspective view of the interior of the cabinet of FIG. 1. The cabinet is opened periodically when it is used.

**1 Claim, 3 Drawing Sheets**

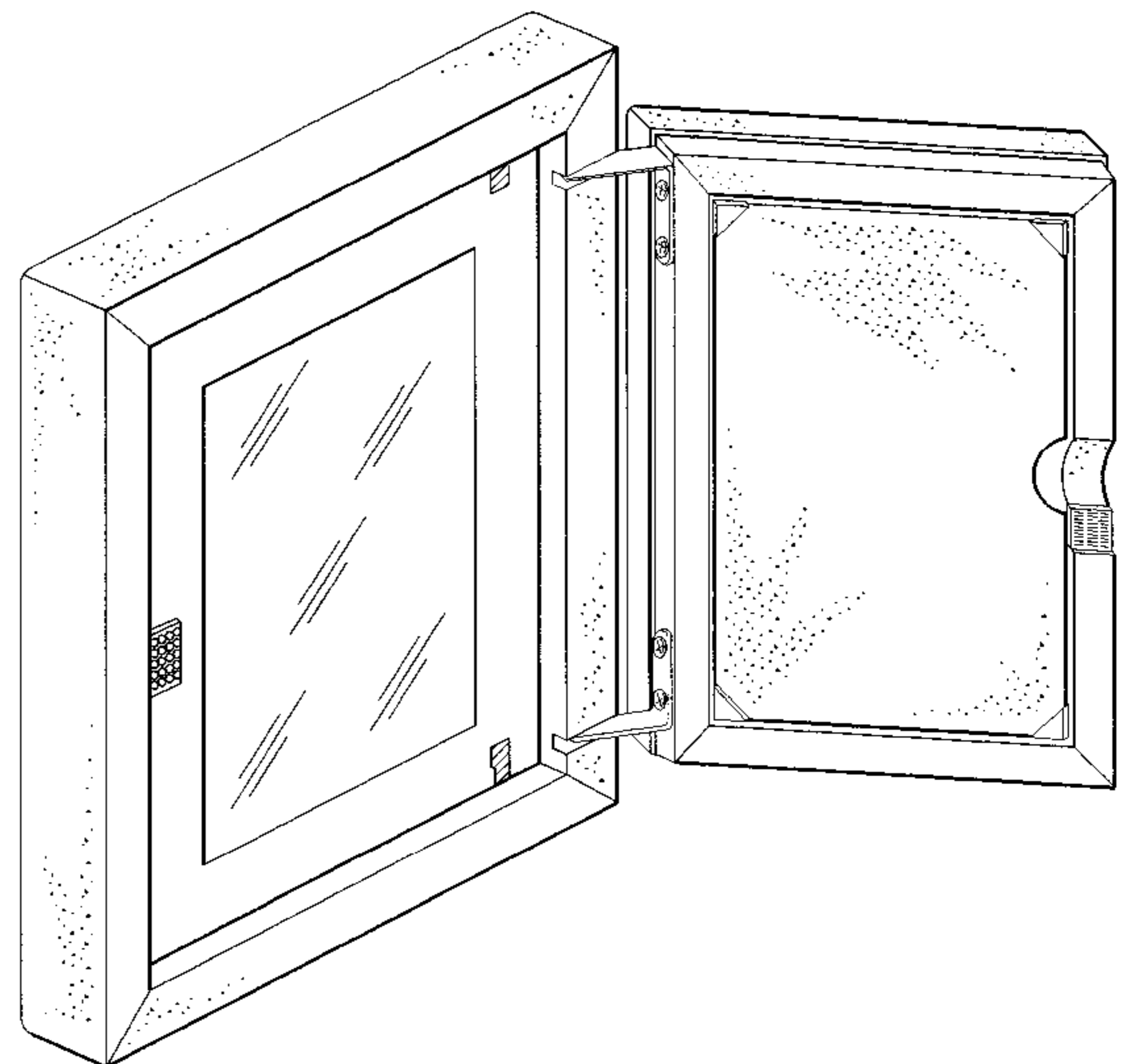
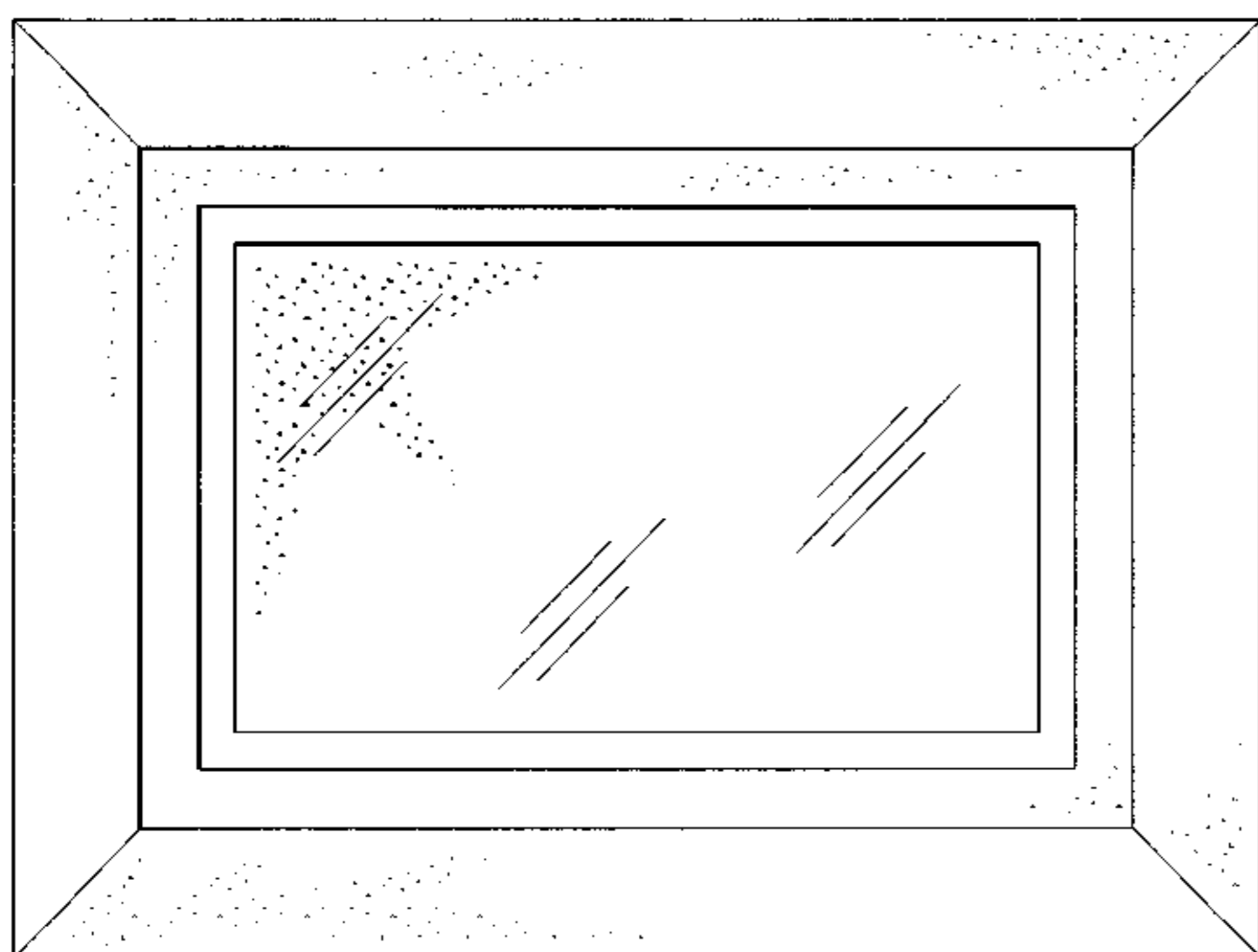


FIG. 1

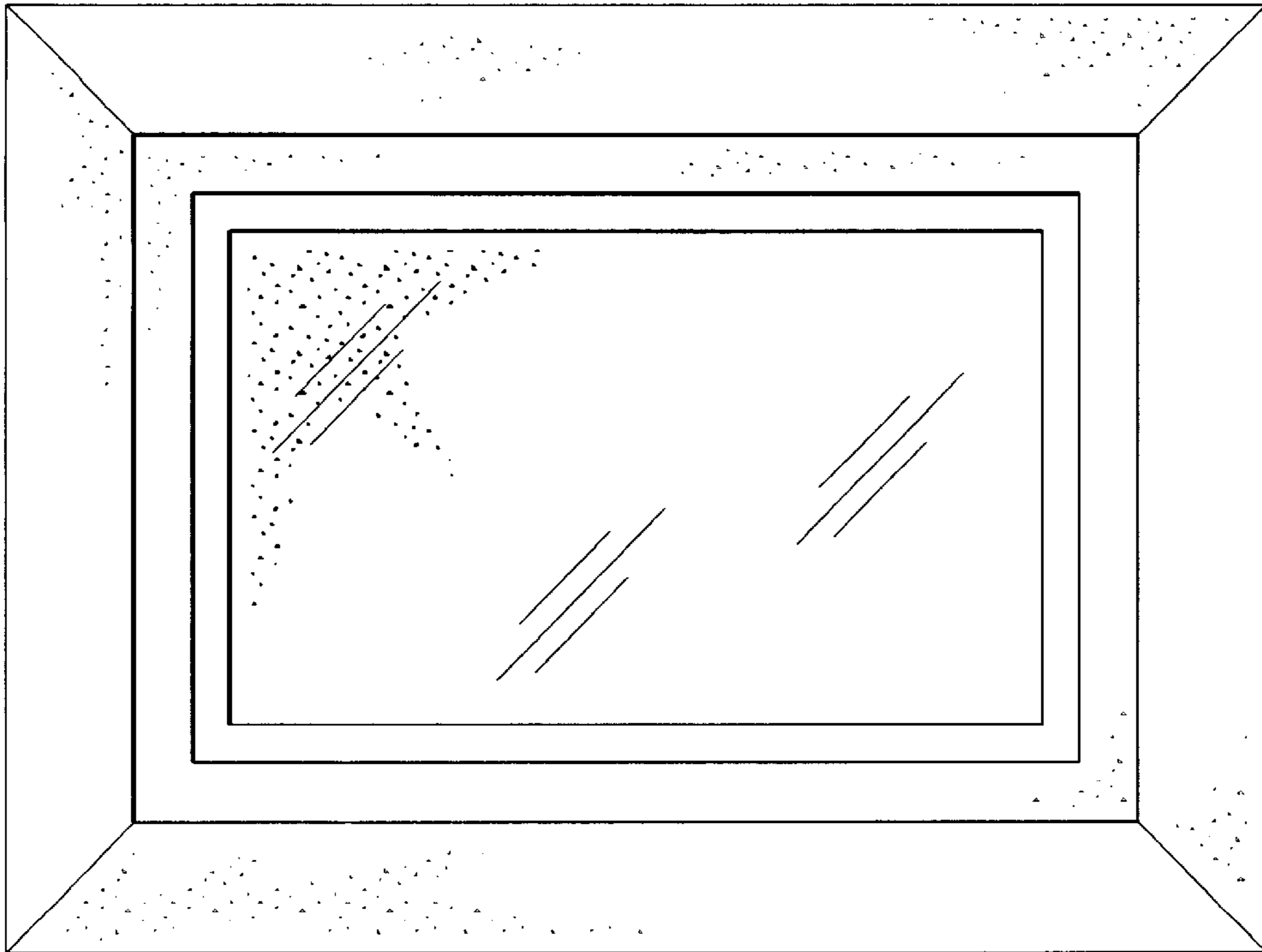


FIG. 2

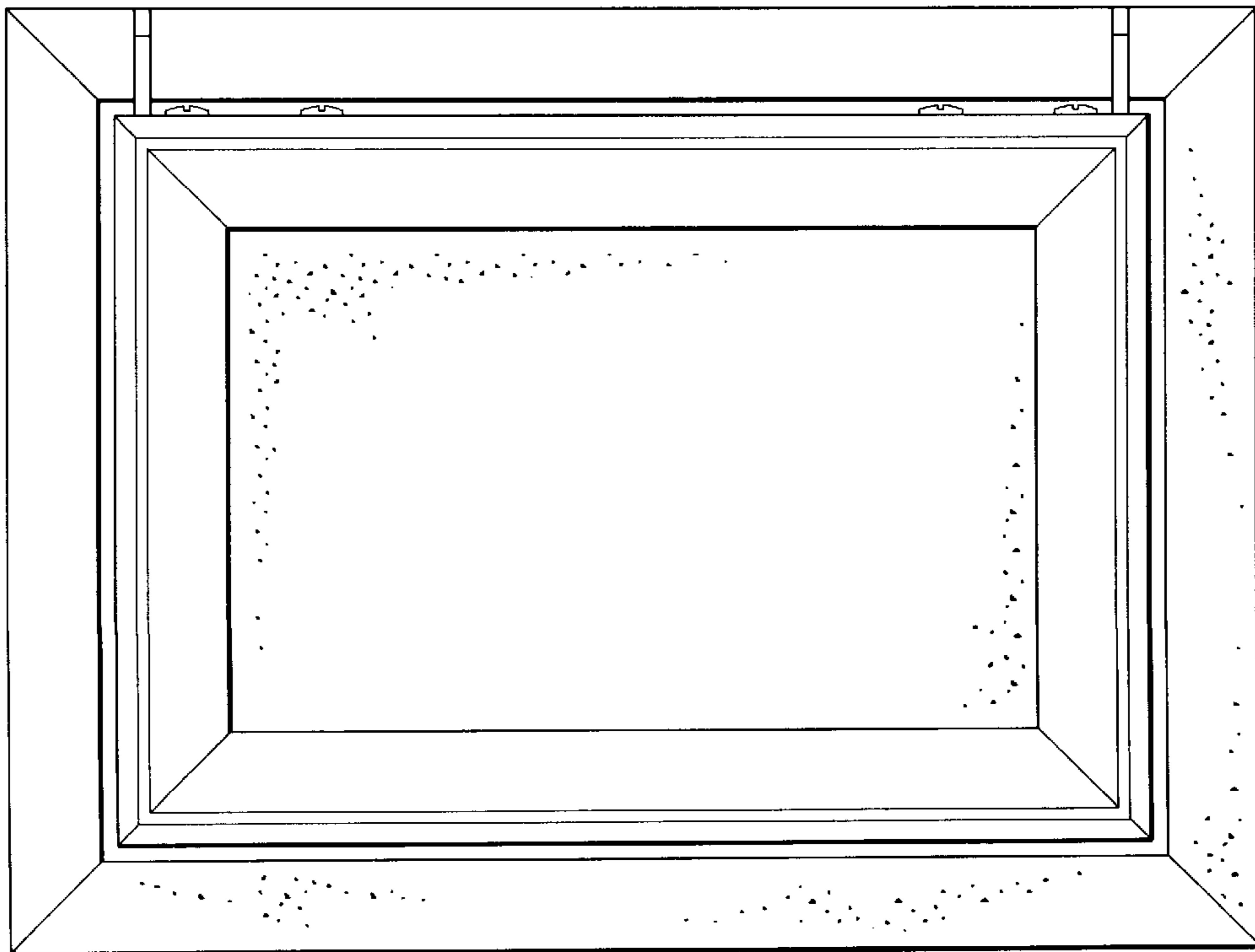


FIG. 3




FIG. 4



FIG. 5




FIG. 6




FIG. 7

