



US00D424796S

United States Patent [19] Matis

[11] Patent Number: **Des. 424,796**

[45] Date of Patent: **** May 16, 2000**

- [54] **SHOE UPPER**
- [75] Inventor: **Clark A. Matis**, Charlotte, Vt.
- [73] Assignee: **Wolverine World Wide, Inc.**,
Rockford, Mich.
- [**] Term: **14 Years**
- [21] Appl. No.: **29/105,792**
- [22] Filed: **Jun. 2, 1999**
- [51] **LOC (7) Cl.** **02-04**
- [52] **U.S. Cl.** **D2/969; D2/903; D2/907;**
D2/919
- [58] **Field of Search** D2/969, 970, 971,
D2/946-960, 896, 902, 903, 906-910, 913,
916-929; 36/83, 101, 102, 113-116, 126-131,
134, 3 A, 7.1 R, 7.7, 7.5, 7.6, 8.1-8.4,
11, 11.5, 9 R, 10, 45, 50.1

782,445	2/1905	Giles	36/9 R
811,438	1/1906	Rhodes	36/11
1,491,086	4/1924	Dessau	36/8.1
5,392,832	2/1995	Bray, Jr. et al.	36/11.5

OTHER PUBLICATIONS

Eastbay, Feb. 1999, pp. 51 and 59.
 NIKE Footwear Catalog, p. 22 Zoom Jasari; p. 125 Air Soc Moc, Oct. 1997.
 NIKE Footwear Catalog, p. 25 Aqua Sock and Aqua Sock Classic; p. 29 Air Moc, Izy and Rufus; p. 40 WMNS Air Osaka, Aug. 1999.
 NIKE Holiday Catalog, p. M42, Team Supreme, Aug. 1999.

Primary Examiner—Stella Reid
Assistant Examiner—Greg Andoll
Attorney, Agent, or Firm—Warner Norcross & Judd

[57] CLAIM

The ornamental design for shoe upper, as shown and described.

[56] References Cited

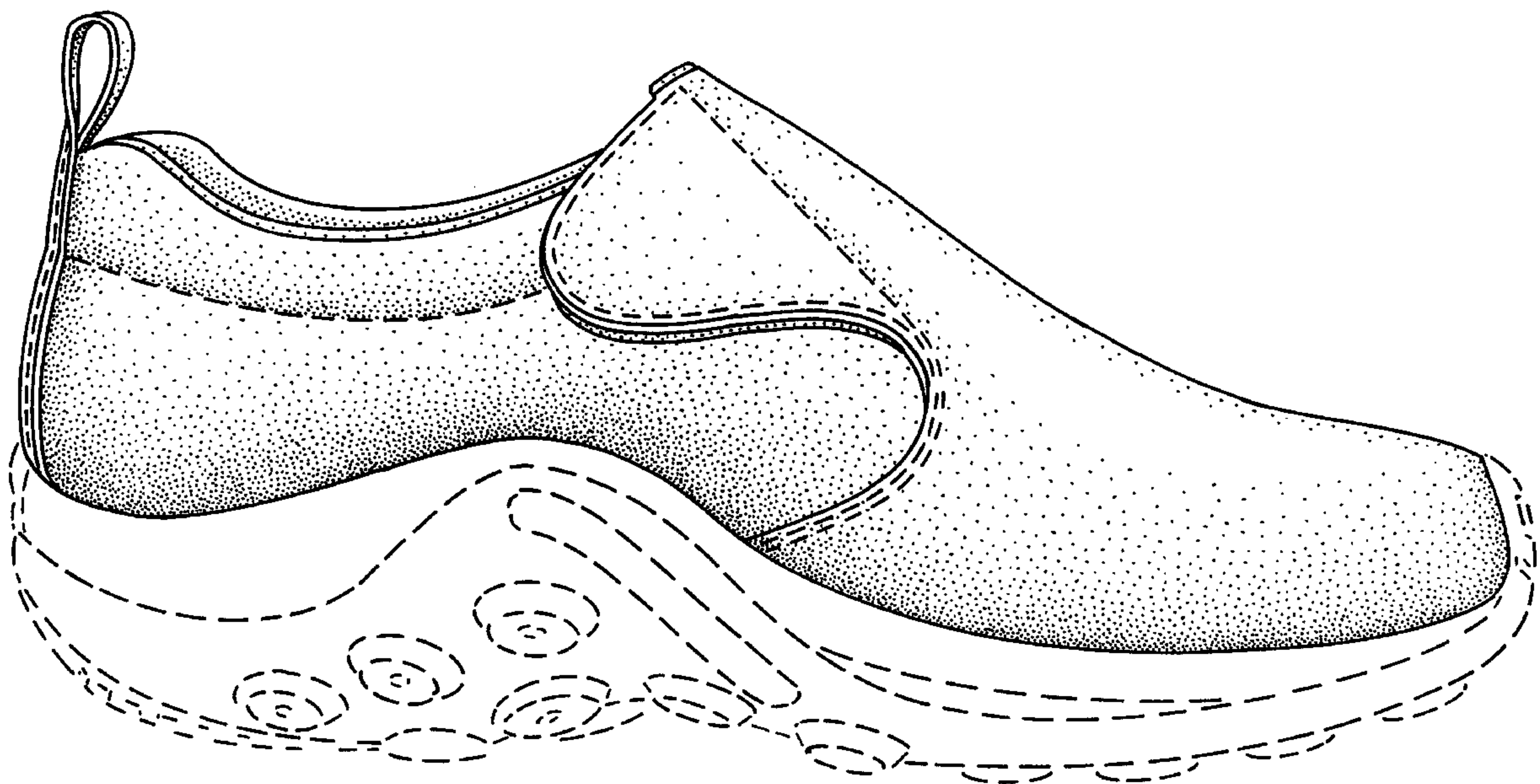
U.S. PATENT DOCUMENTS

D. 142,432	9/1945	Lissak et al.	D2/918
D. 155,956	11/1949	Wood	D2/969
D. 273,628	5/1984	Huberman et al.	D2/907
D. 280,254	8/1985	Carvajal Pavon	D2/918
D. 335,570	5/1993	Hatfield et al.	D2/969
D. 336,767	6/1993	Hatfield et al.	D2/969
D. 342,145	12/1993	Yeh	D2/903
D. 352,383	11/1994	Verin	D2/919
369,928	9/1887	Eisenbeis	36/10
D. 384,491	10/1997	Baker et al.	D2/909
D. 401,049	11/1998	Greenberg	D2/969
D. 412,776	8/1999	Biedermann	D2/919
483,246	9/1892	Chantler	36/10

DESCRIPTION

FIG. 1 is a perspective view of the shoe upper embodying the new design;
 FIG. 2 is a front elevational view thereof;
 FIG. 3 is a rear elevational view thereof;
 FIG. 4 is a top plan view thereof;
 FIG. 5 is a right side elevational view thereof; and,
 FIG. 6 is a left side elevational view thereof.
 FIGS. 1-6 show an outsole in broken lines. The outsole is shown for environmental purposes and does not form any part of the claimed design.

1 Claim, 6 Drawing Sheets



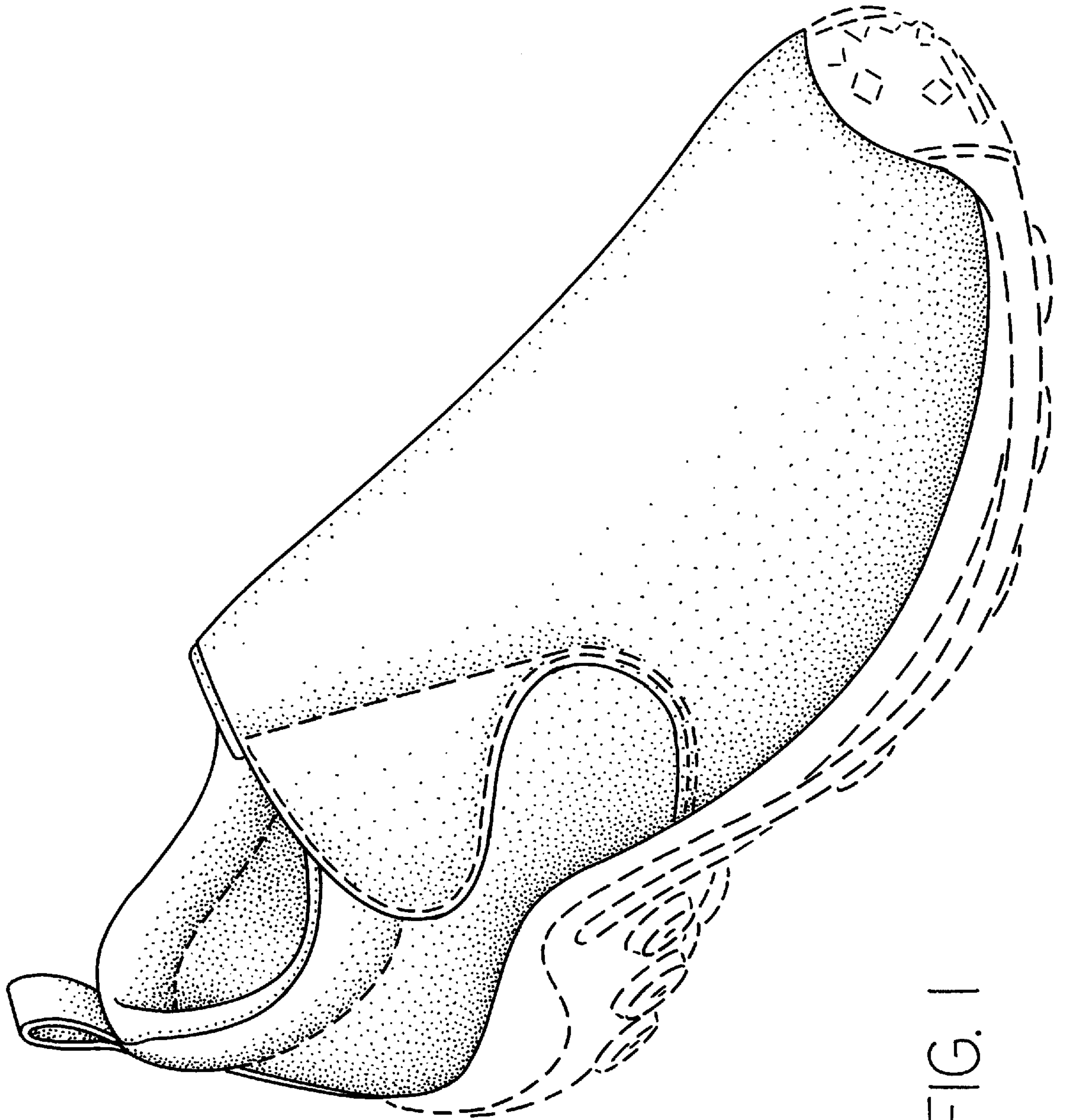


FIG. 1

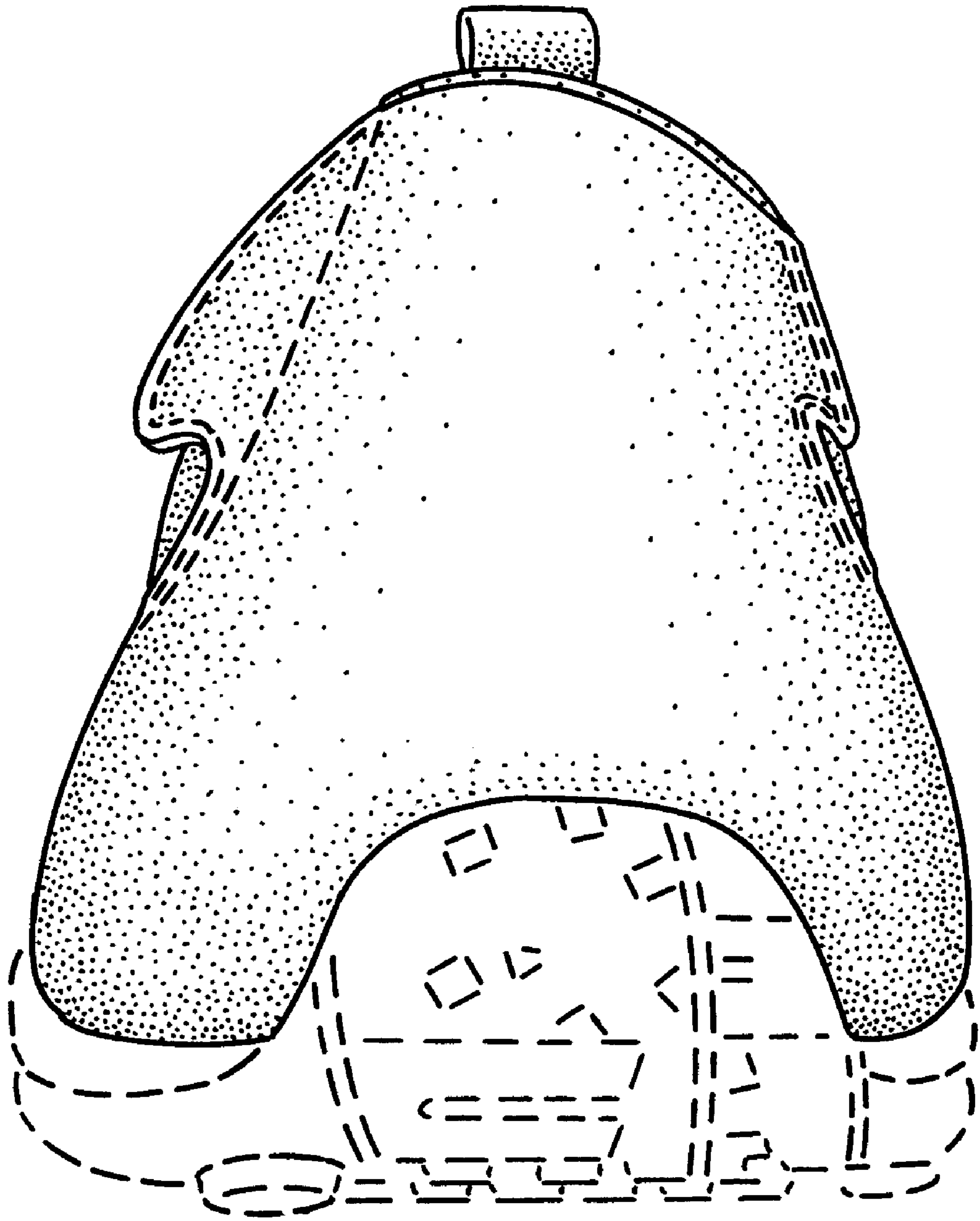


FIG. 2

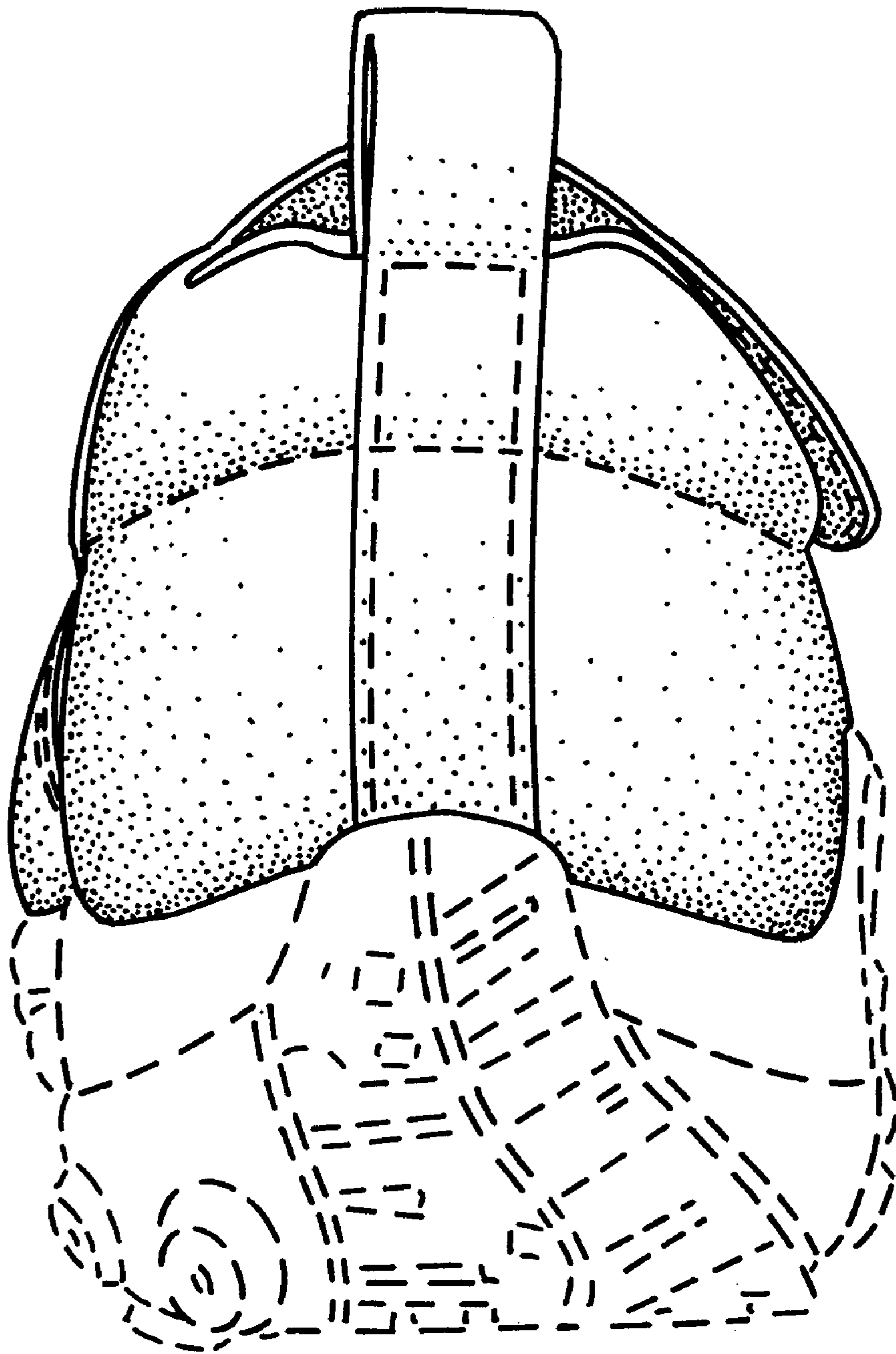


FIG. 3

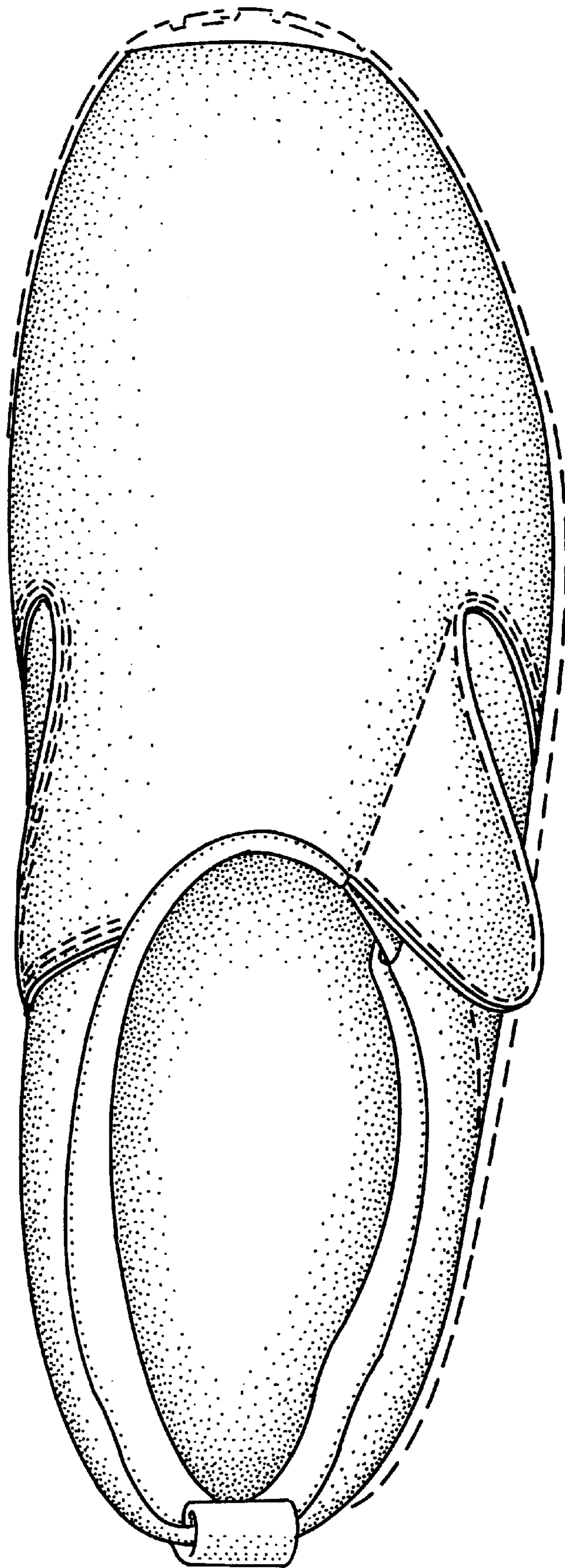


FIG. 4

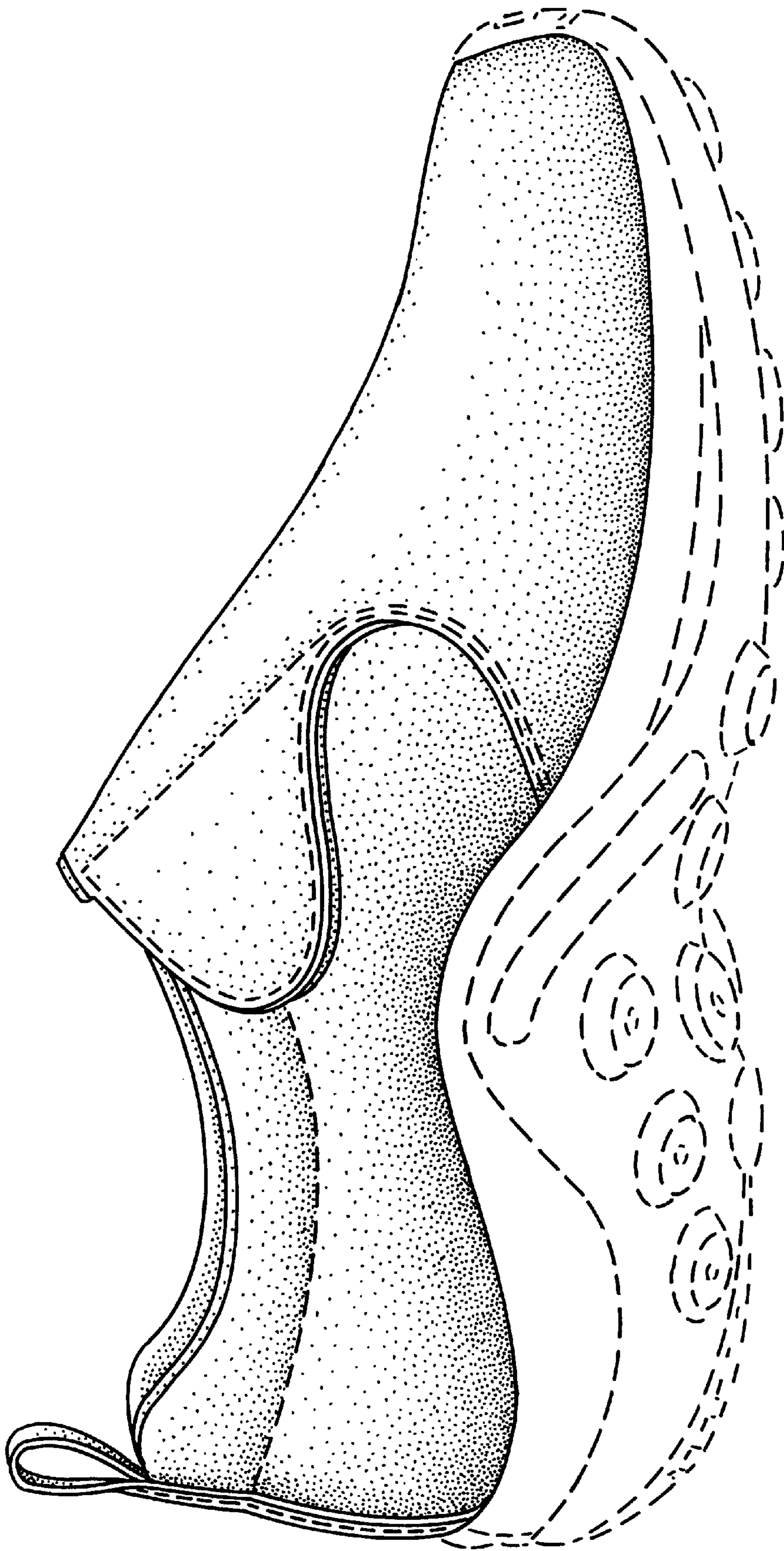


FIG. 5

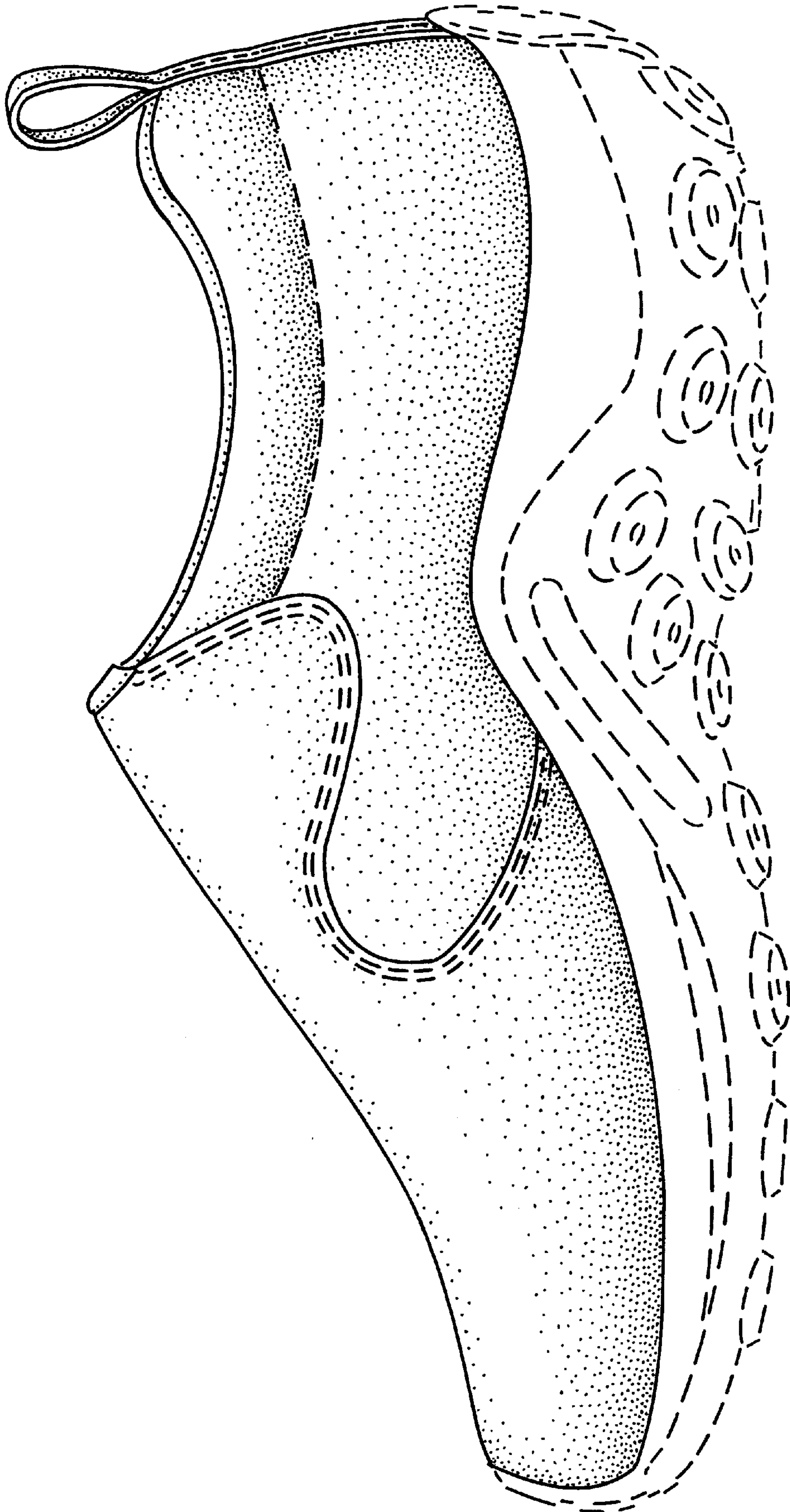


FIG. 6