



US00D424793S

United States Patent [19] Lubart

[11] Patent Number: **Des. 424,793**

[45] Date of Patent: **** May 16, 2000**

[54] **SHOE SOLE**

[75] Inventor: **Randy N. Lubart**, Overland Park, Kans.

[73] Assignee: **Brown Group, Inc.**, St. Louis, Mo.

[**] Term: **14 Years**

[21] Appl. No.: **29/086,498**

[22] Filed: **Apr. 14, 1998**

[51] **LOC (7) Cl.** **02-04**

[52] **U.S. Cl.** **D2/957; D2/951; D2/959; D2/960**

[58] **Field of Search** D2/896, 897, 902, D2/906, 908, 909, 914, 916, 919, 946-962, 964, 977; 36/3 B, 11.5, 12-15, 25 R, 28, 32 R, 44, 59 C, 66, 75 R, 76 R, 85, 101, 103, 104, 106, 113-115, 124, 126, 127-130

[56] **References Cited**

U.S. PATENT DOCUMENTS

D. 257,647	12/1980	Combaret	D2/953
D. 298,682	11/1988	Diaz .	
D. 308,286	6/1990	Austin	D2/957
D. 316,627	5/1991	Schneider	D2/959
D. 335,572	5/1993	Peterson .	
D. 356,671	3/1995	Blanchini	D2/957
D. 388,241	12/1997	Merceron	D2/959
D. 388,594	1/1998	Turner et al. .	

D. 389,995	2/1998	Cockrell	D2/957
D. 390,348	2/1998	Meyer et al.	D2/957
D. 394,342	5/1998	Schneider	D2/959
D. 395,341	6/1998	Greenberg	D2/957
D. 401,743	12/1998	Wunsch	D2/954
D. 402,451	12/1998	Wunsch	D2/959
D. 403,144	12/1998	Truelsen	D2/953
4,399,621	8/1983	Dassler	36/32 R
4,404,759	9/1983	Dassier .	
5,231,776	8/1993	Wagner .	

Primary Examiner—Celia Murphy
Attorney, Agent, or Firm—Polster, Lieder, Woodruff & Lucchesi, L.C.

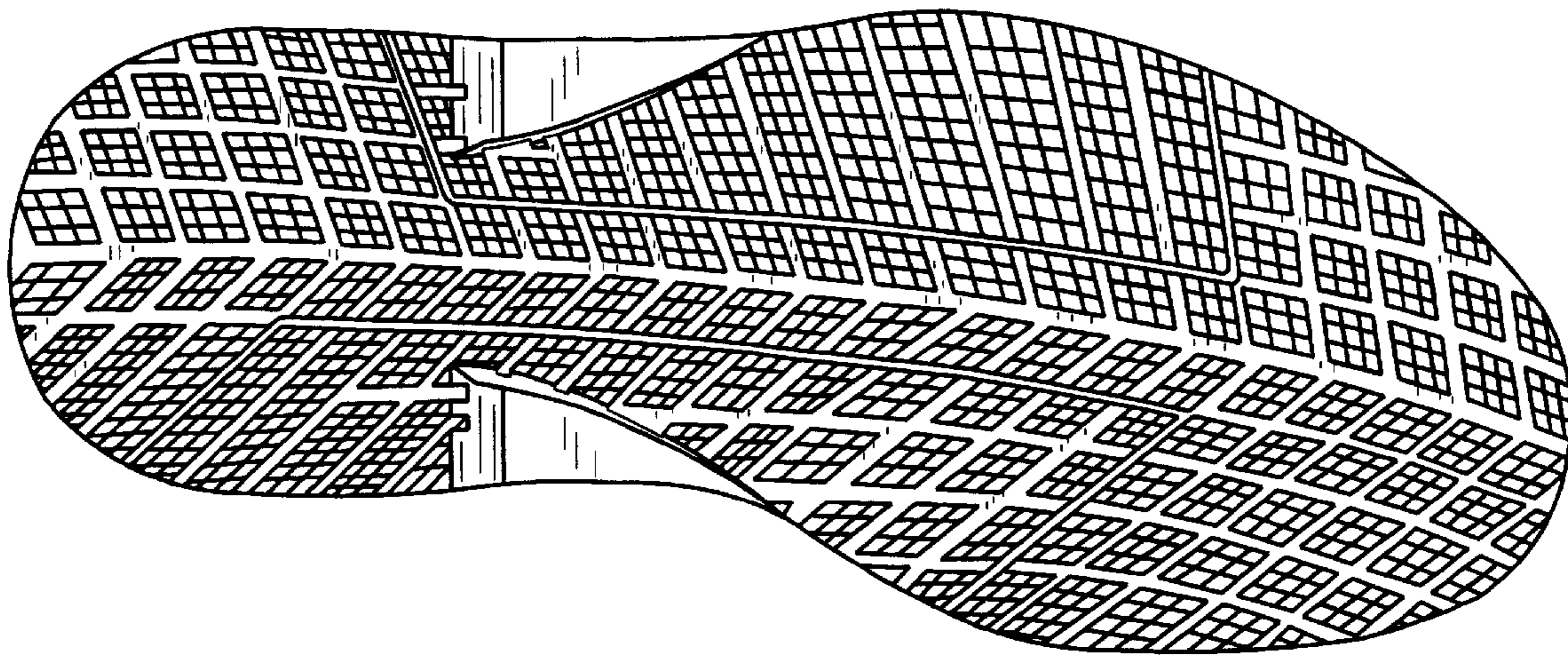
[57] **CLAIM**

The ornamental design for a shoe sole, as shown and described.

DESCRIPTION

FIG. 1 is a bottom plan view of a shoe sole illustrating my new design;
FIG. 2 is a right side elevational view thereof;
FIG. 3 is a left side elevational view thereof;
FIG. 4 is a front elevational view thereof;
FIG. 5 is a rear elevation view thereof; and,
FIG. 6 is a perspective view thereof.
The broken lines shown in FIGS. 2, 4, and 5 are environmental structure only and do not form part of the claimed design.

1 Claim, 3 Drawing Sheets



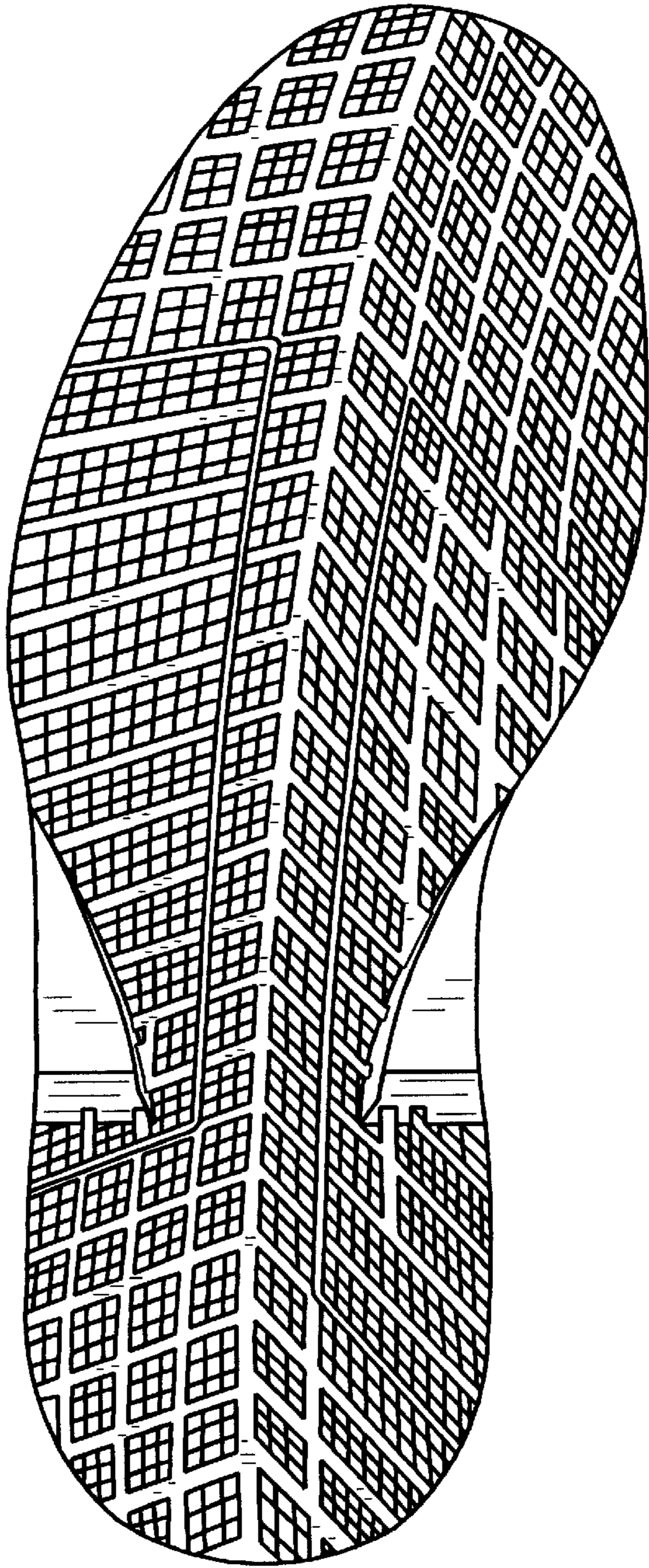


FIG. 1

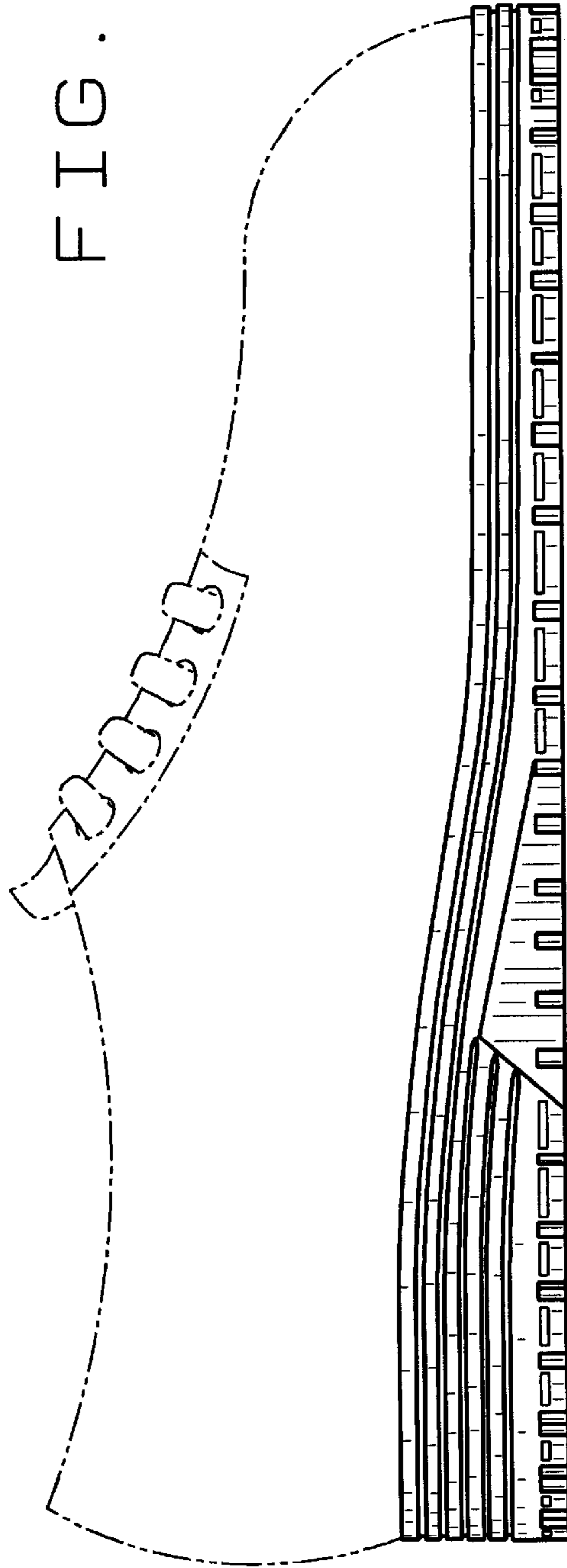


FIG. 2

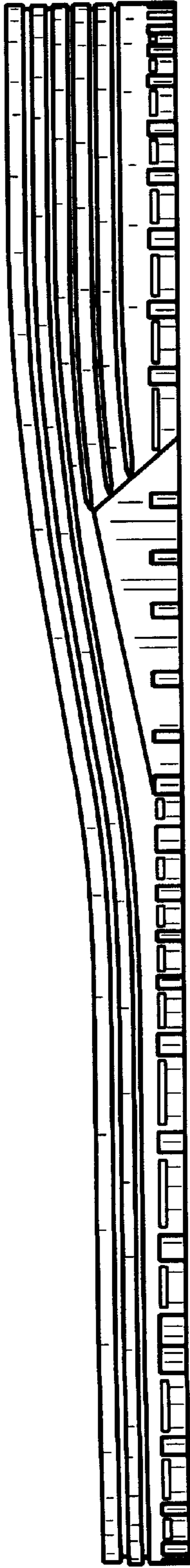


FIG. 3

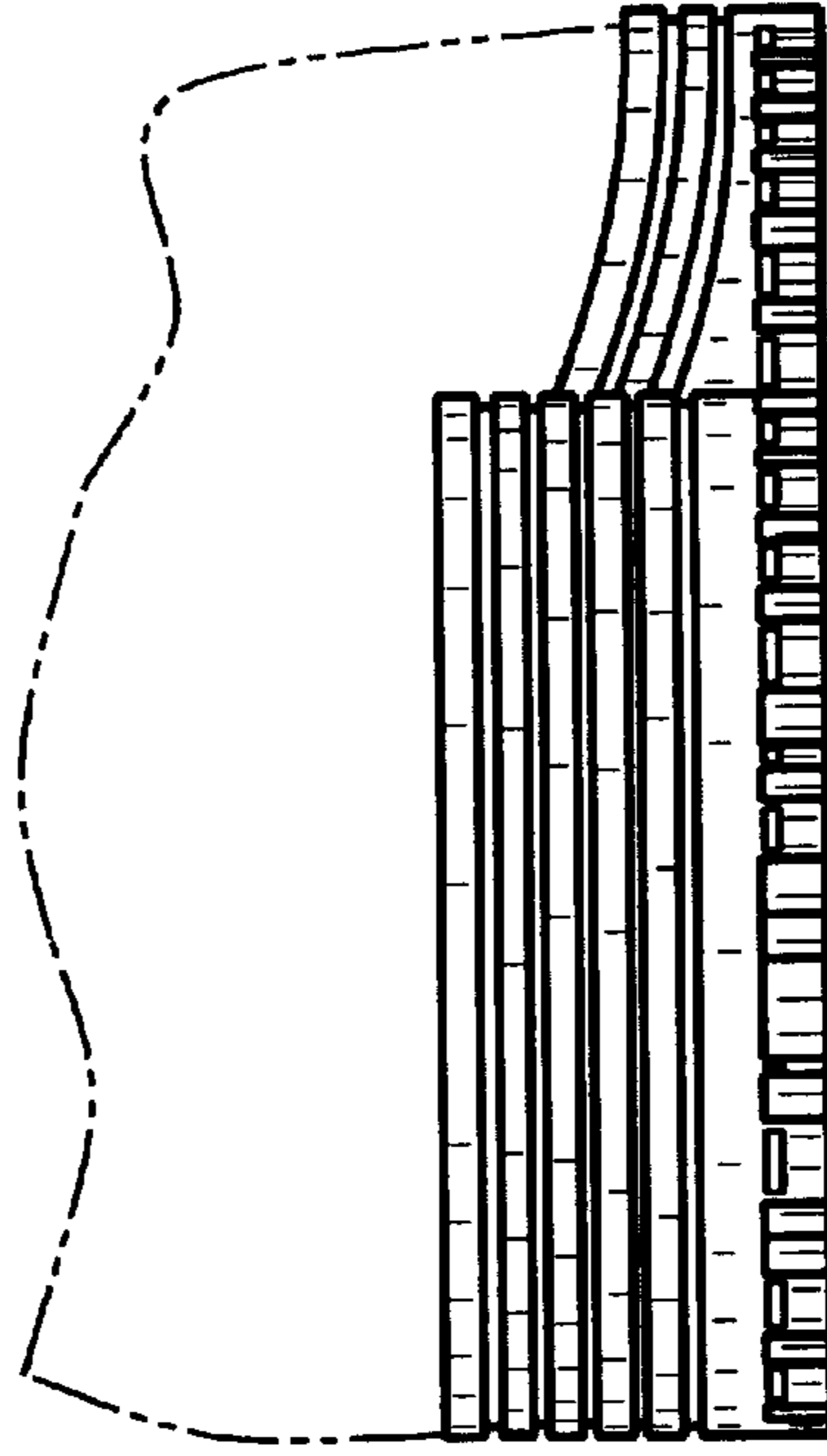


FIG. 4

FIG. 5

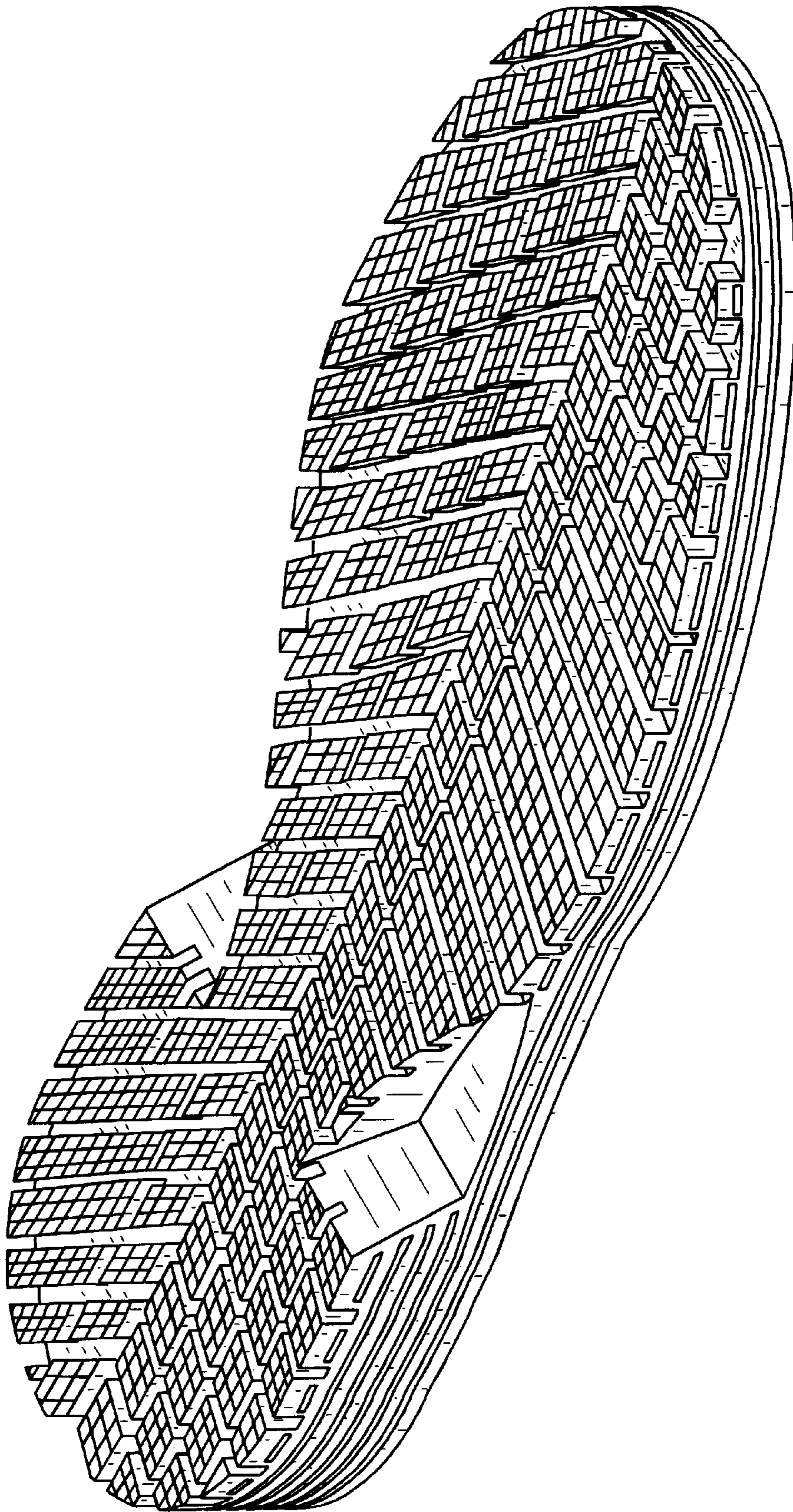


FIG. 6