



US00D424779S

United States Patent [19]

[11] Patent Number: **Des. 424,779**

Agee et al.

[45] Date of Patent: **** May 9, 2000**

[54] **BURIAL CASKET CAP PANEL AND DISH ASSEMBLY**

[75] Inventors: **David L. Agee; Jon E. Doyle**, both of Batesville, Ind.; **Donald R. Maier**, Cincinnati, Ohio; **Scott A. Schultz**, Batesville, Ind.

[73] Assignee: **Batesville Services, Inc.**, Batesville, Ind.

[**] Term: **14 Years**

[21] Appl. No.: **29/104,103**

[22] Filed: **Apr. 28, 1999**

2,664,615	1/1954	Hillenbrand et al. .	
2,867,030	1/1959	Hillenbrand .	
2,947,059	8/1960	Hillenbrand .	
2,964,824	12/1960	Hillenbrand .	
3,157,936	11/1964	Hillenbrand .	
3,406,229	10/1968	Cenegy	264/46.5
4,357,741	11/1982	Winburn et al. .	
4,890,366	1/1990	Schrapveld .	
4,962,574	10/1990	Estes .	
5,088,167	2/1992	Rahe .	
5,426,573	6/1995	Jenkins	27/1 X
5,495,648	3/1996	Rojdev et al. .	
5,632,073	5/1997	Foye .	
5,634,247	6/1997	Bowling .	
5,636,419	6/1997	Foye .	
5,675,877	10/1997	Lewis .	

Related U.S. Application Data

[62] Division of application No. 29/094,238, Oct. 2, 1998, Pat. No. Des. 414,308.

[51] **LOC (7) Cl.** **99-00**

[52] **U.S. Cl.** **D99/1; D99/10**

[58] **Field of Search** **D99/1, 2, 4, 6, D99/8, 10; 27/1, 2, 3, 7, 14, 15, 19, 20; 264/46.5**

References Cited

U.S. PATENT DOCUMENTS

D. 037,837	2/1906	Huber .	
D. 338,313	8/1993	Boardsley	D99/1
D. 414,308	9/1999	Agee et al.	D99/1
1,931,828	10/1933	Overstroet	27/19

Primary Examiner—Paula A. Mortimer
Attorney, Agent, or Firm—Wood, Herron & Evans, L.L.P.

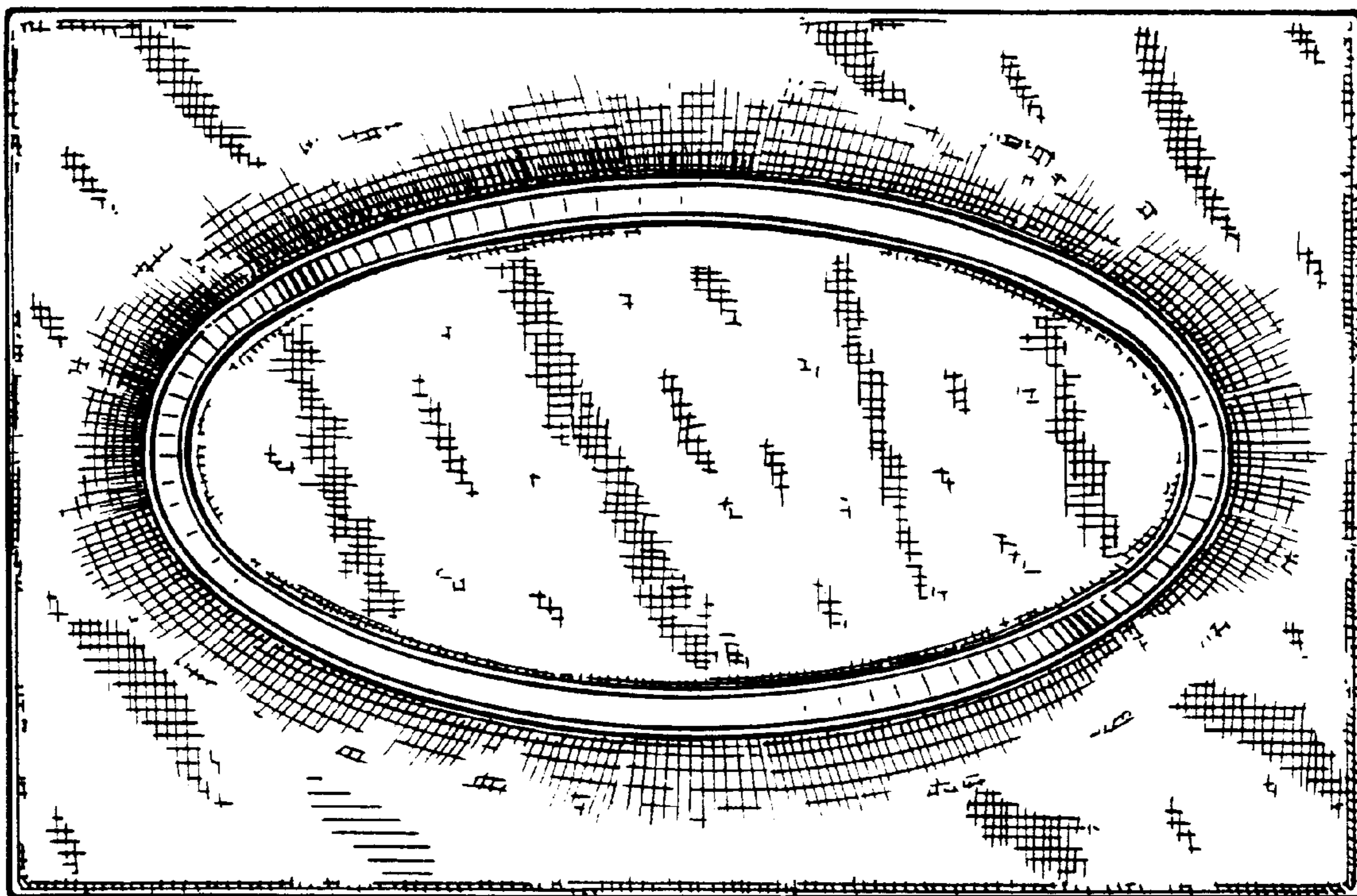
[57] CLAIM

The ornamental design for a burial casket cap panel and dish assembly, as shown and described.

DESCRIPTION

FIG. 1 is a front elevational view of a burial casket cap panel and dish assembly showing our new design; FIG. 2 is a side elevational view thereof, the opposite side is a mirror image; FIG. 3 is a top plan view thereof, the bottom is a mirror image; and, FIG. 4 is a reduced rear elevational view thereof.

1 Claim, 1 Drawing Sheet



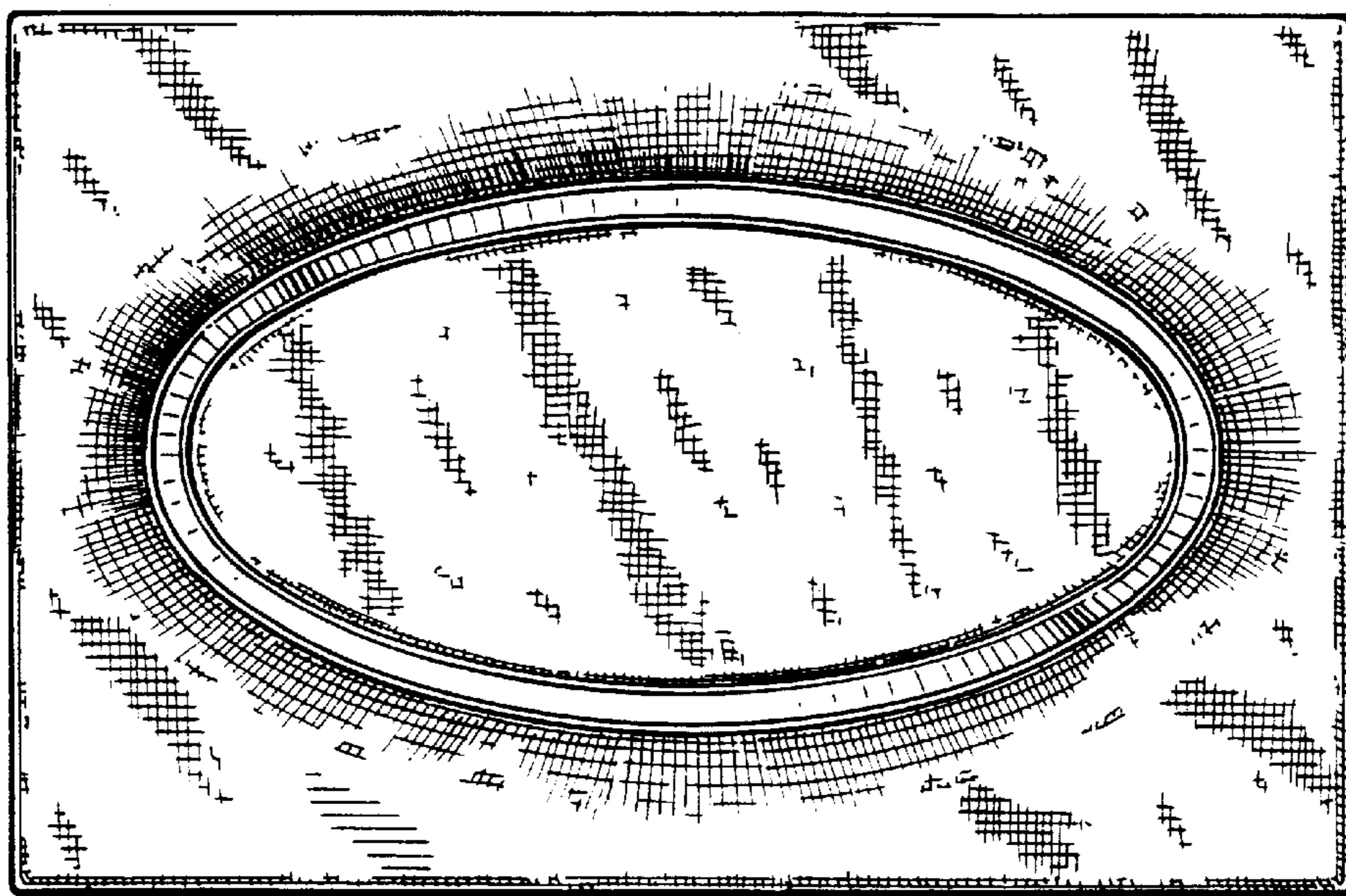


FIG. 1



FIG. 2

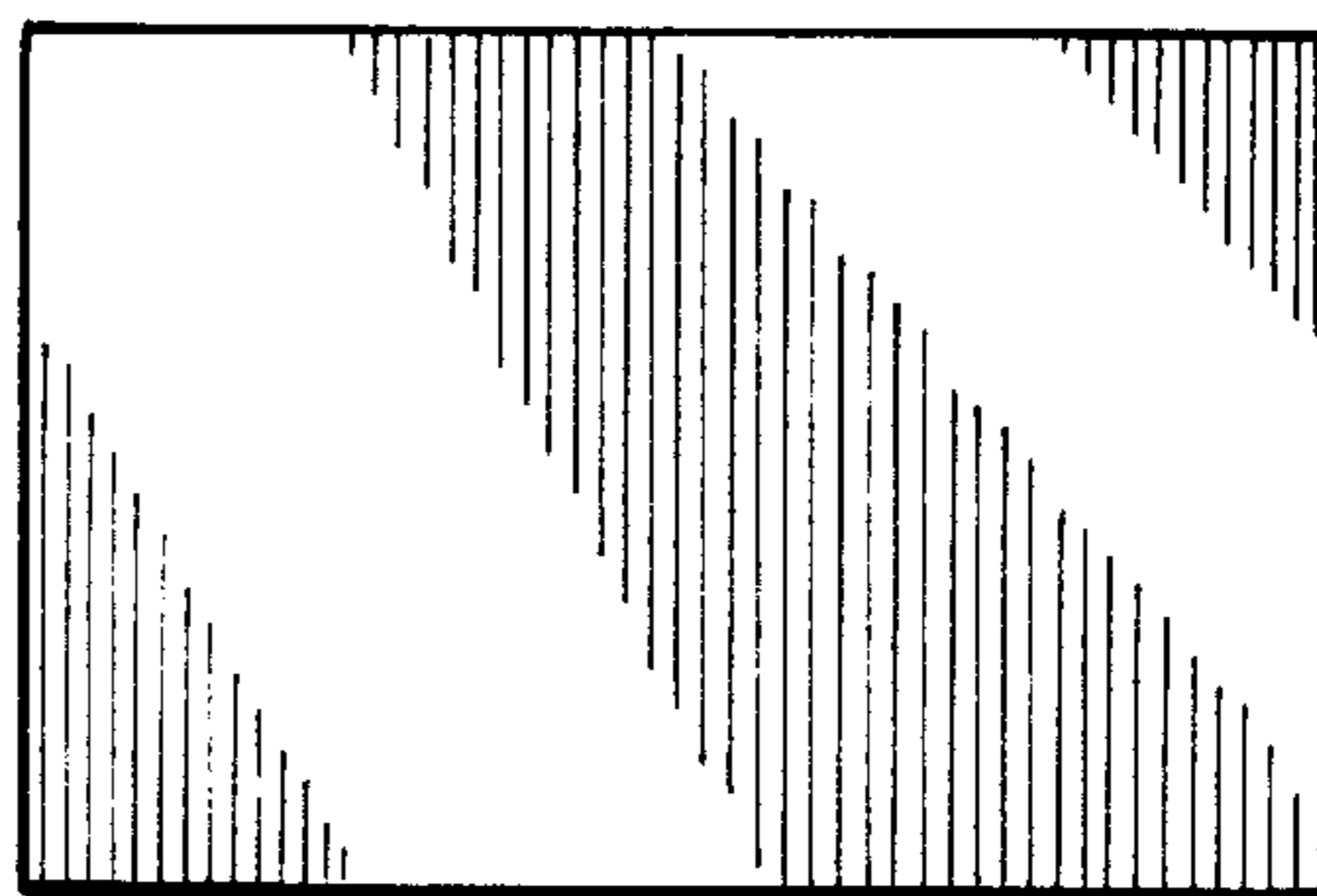


FIG. 4

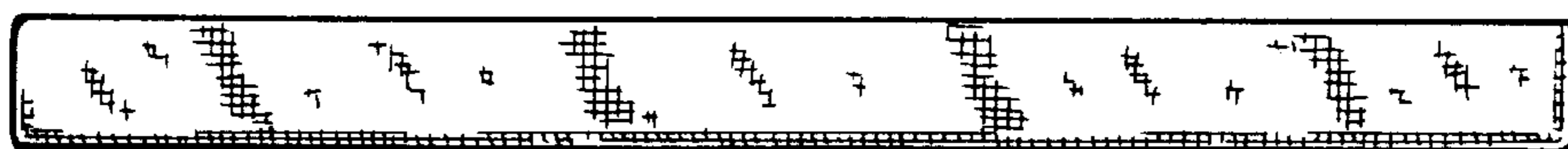


FIG. 3