



US00D424769S

United States Patent [19]
Hornyak

[11] **Patent Number: Des. 424,769**

[45] **Date of Patent: ** May 9, 2000**

[54] **SITE FURNITURE IN THE FORM OF A LITTER RECEPTACLE**

[75] Inventor: **Marcella Kaye Hornyak**, Cabot, Pa.

[73] Assignee: **Keystone Ridge Designs, Inc.**, Butler, Pa.

[**] Term: **14 Years**

[21] Appl. No.: **29/105,263**

[22] Filed: **May 20, 1999**

Related U.S. Application Data

[62] Division of application No. 29/088,335, May 20, 1998, Pat. No. Des. 413,738.

[51] **LOC (7) Cl.** **09-09**

[52] **U.S. Cl.** **D34/1**

[58] **Field of Search** D34/1, 5, 6, 7, D34/8, 9, 10; 220/908, 909, 910

[56] **References Cited**

U.S. PATENT DOCUMENTS

- D. 304,253 10/1989 Skalka D34/6
- D. 306,928 3/1990 Hanna D34/5
- D. 314,461 2/1991 Skalka D34/5

- D. 371,657 7/1996 Kirn et al. D34/1
- D. 391,723 3/1998 McCombs D34/5
- D. 397,361 8/1998 Goodman et al. D34/1 X
- D. 398,428 9/1998 Chipman D34/1
- D. 398,649 9/1998 Ricci D34/1 X

Primary Examiner—Susan J. Lucas
Assistant Examiner—Cynthia Ramirez
Attorney, Agent, or Firm—Webb Ziesenheim Logsdon Orkin & Hanson, P.C.

[57] **CLAIM**

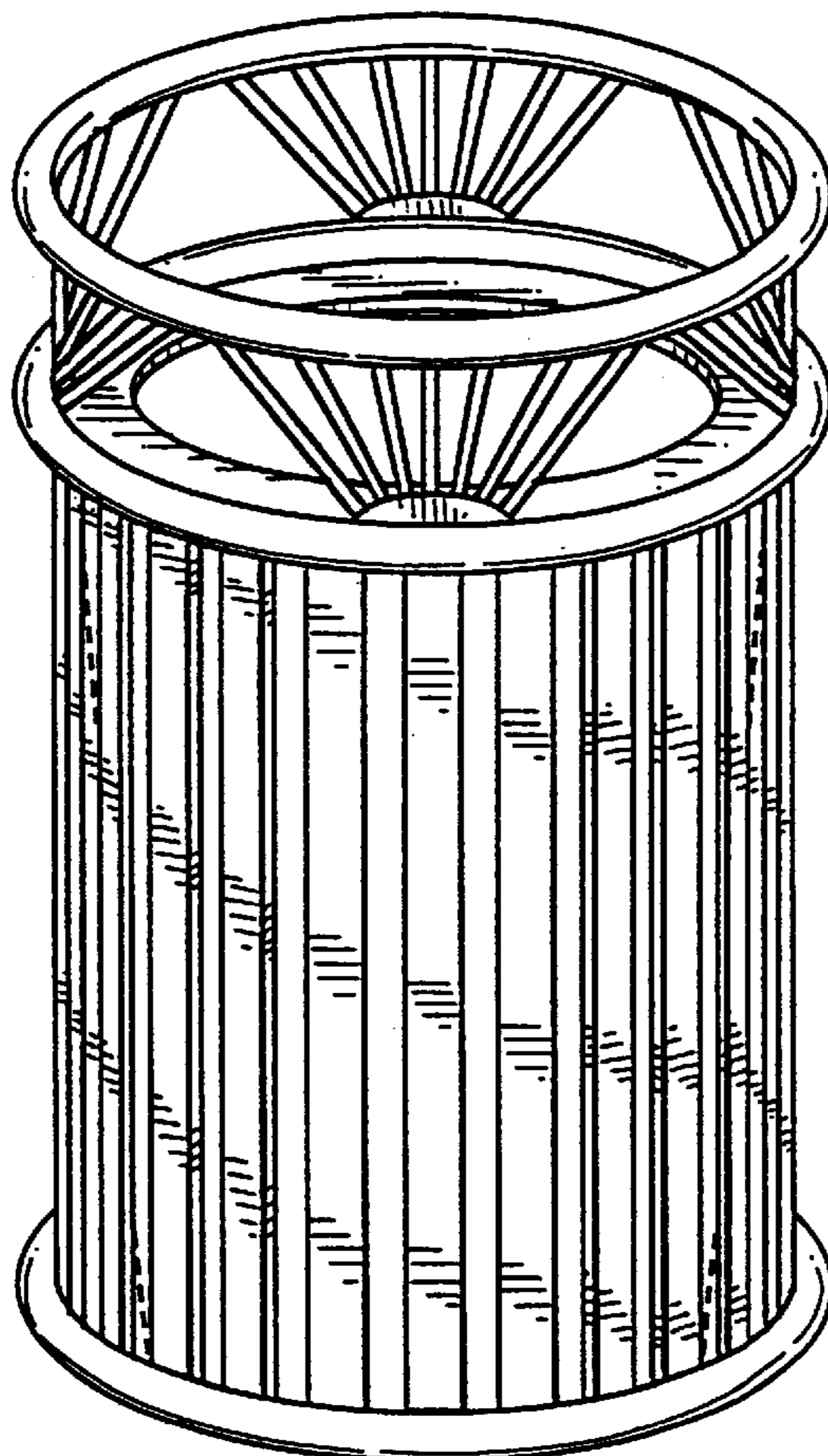
The ornamental design for a site furniture in the form of a litter receptacle, as shown and described.

DESCRIPTION

FIG. 1 is a perspective view of site furniture in the form of a litter receptacle showing my new design; FIG. 2 is a front elevation view thereof; FIG. 3 is a rear elevation view thereof; FIG. 4 is a top plan view thereof; FIG. 5 is a bottom plan view thereof; FIG. 6 is a right side elevation view thereof; and, FIG. 7 is a left side elevation view thereof.

The broken lines in FIGS. 1, 2, 3, 5, 6 and 7 are for illustrative purposes only and form no part of the claimed design.

1 Claim, 4 Drawing Sheets



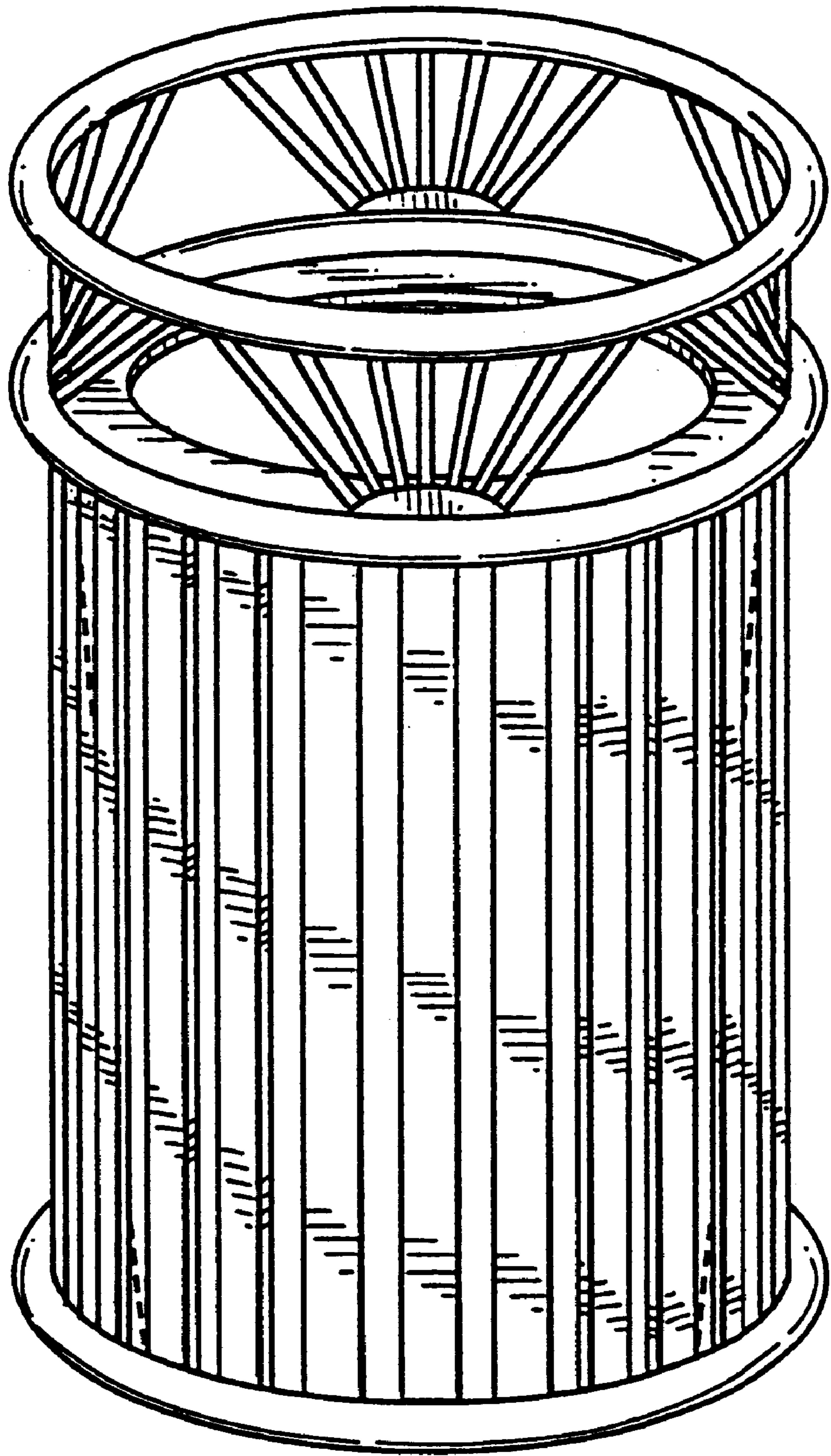


FIG. 1




FIG. 2




FIG. 3

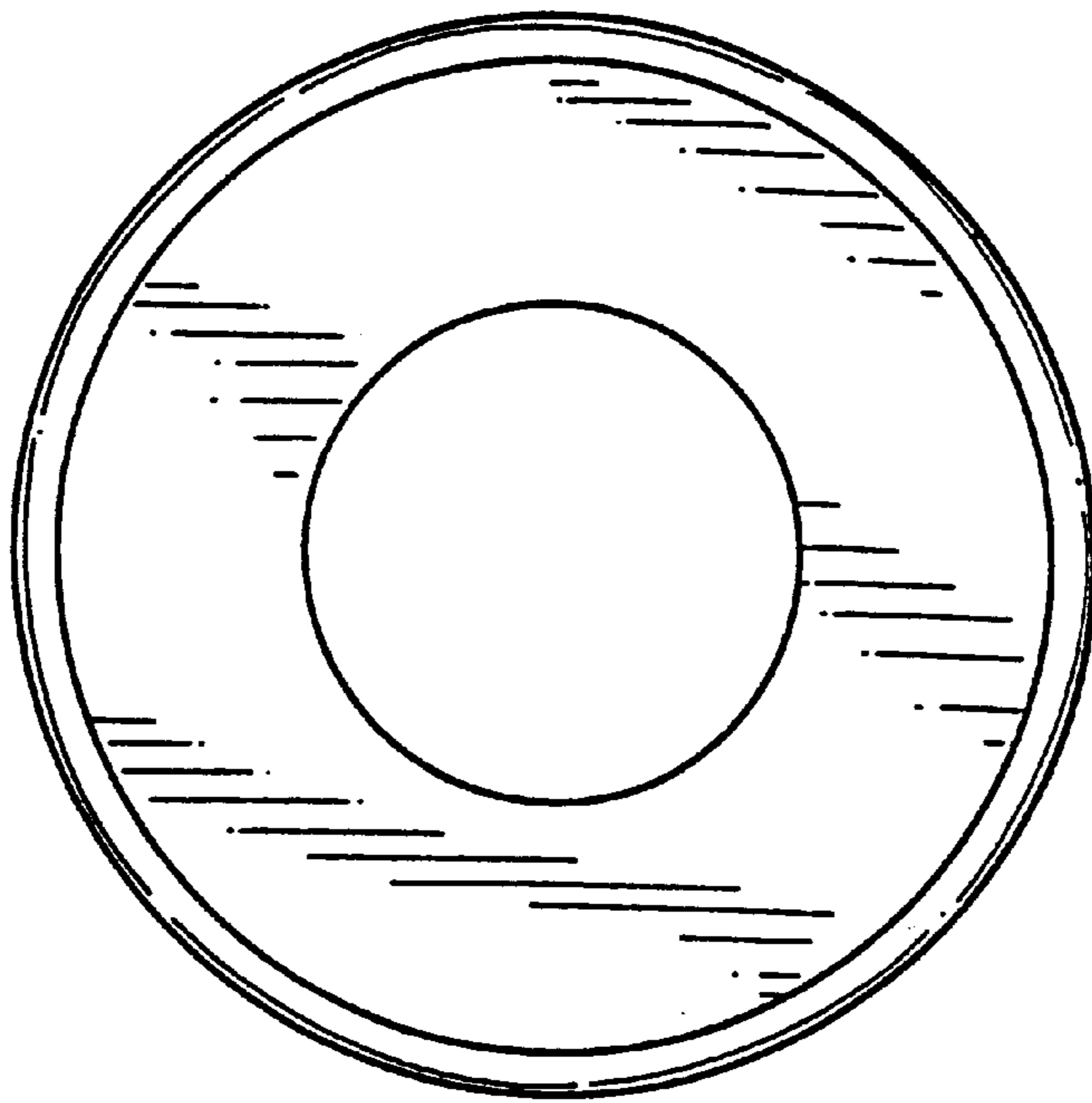


FIG. 4

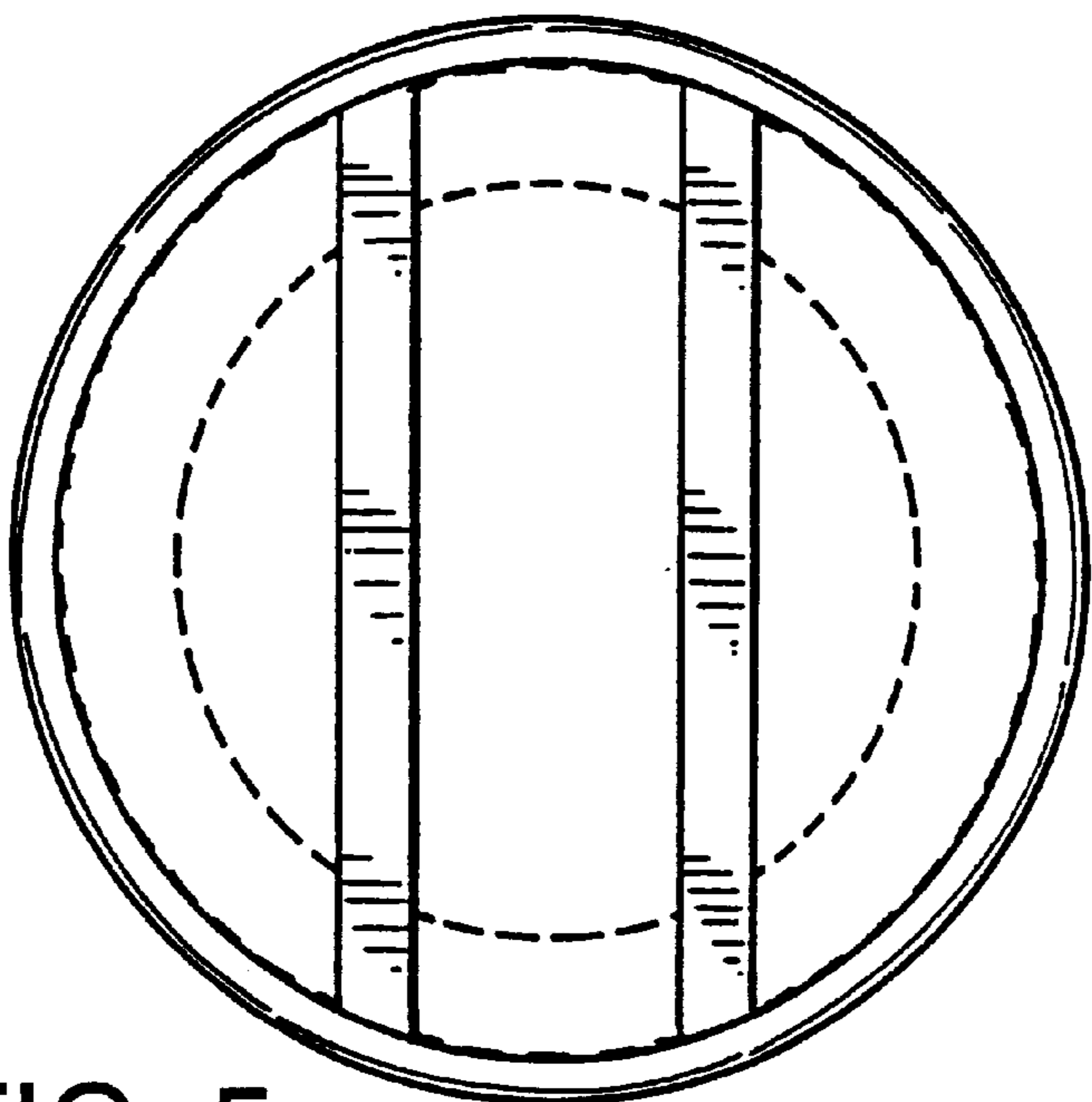


FIG. 5




FIG. 6




FIG. 7