



US00D424754S

**United States Patent** [19]  
**Lang**

[11] **Patent Number: Des. 424,754**

[45] **Date of Patent: \*\* May 9, 2000**

[54] **PROPEL/REPEL DISPENSER WITH COLLAR**

[75] Inventor: **Frank J. Lang**, Warrenville, Ill.

[73] Assignee: **Federal Package Network, Inc.**,  
Chaska, Minn.

[\*\*] Term: **14 Years**

[21] Appl. No.: **29/111,024**

[22] Filed: **Sep. 21, 1999**

[51] **LOC (7) Cl.** ..... **28-03**

[52] **U.S. Cl.** ..... **D28/89**

[58] **Field of Search** ..... D28/7, 76-91.1;  
D9/502-504, 529, 549, 553, 556-559, 569,  
570, 572, 573; 132/317, 318, 320; 206/385;  
220/DIG. 26; 401/88, 89, 98

[56] **References Cited**

**U.S. PATENT DOCUMENTS**

D. 279,511 7/1985 Matsubara ..... D9/559

D. 281,054 10/1985 Menrad ..... D28/89  
D. 285,732 9/1986 Holloway ..... D28/89  
D. 302,873 8/1989 Sayn Wittgenstein ..... D9/529  
D. 304,095 10/1989 Gavin ..... D28/89  
D. 346,675 5/1994 Lang ..... D9/529  
D. 353,044 12/1994 Riley ..... D9/559  
5,257,696 11/1993 Greene ..... 206/385

*Primary Examiner*—Raphael Barkai  
*Attorney, Agent, or Firm*—Breiner & Breiner

[57] **CLAIM**

The ornamental design for a propel/repel dispenser with collar, as shown and described.

**DESCRIPTION**

FIG. 1 is a top view of FIG. 2;  
FIG. 2 is a side view of my design, wherein each side is a mirror image of the others;  
FIG. 3 is a bottom view of FIG. 2; and,  
FIG. 4 is an exploded view of FIG. 2.

**1 Claim, 1 Drawing Sheet**

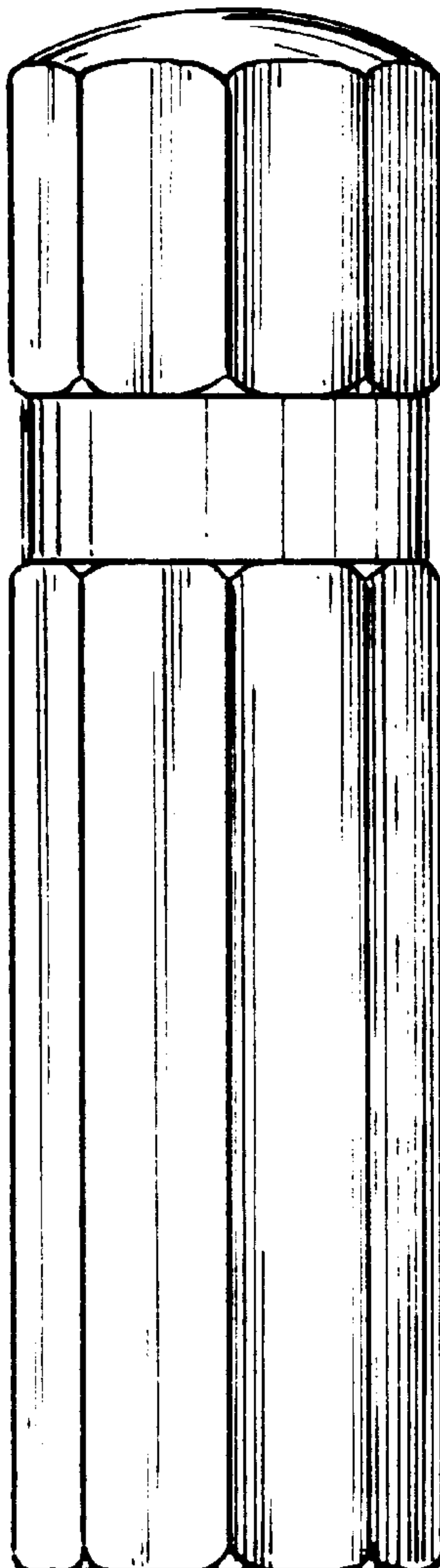


FIG. 1




FIG. 2

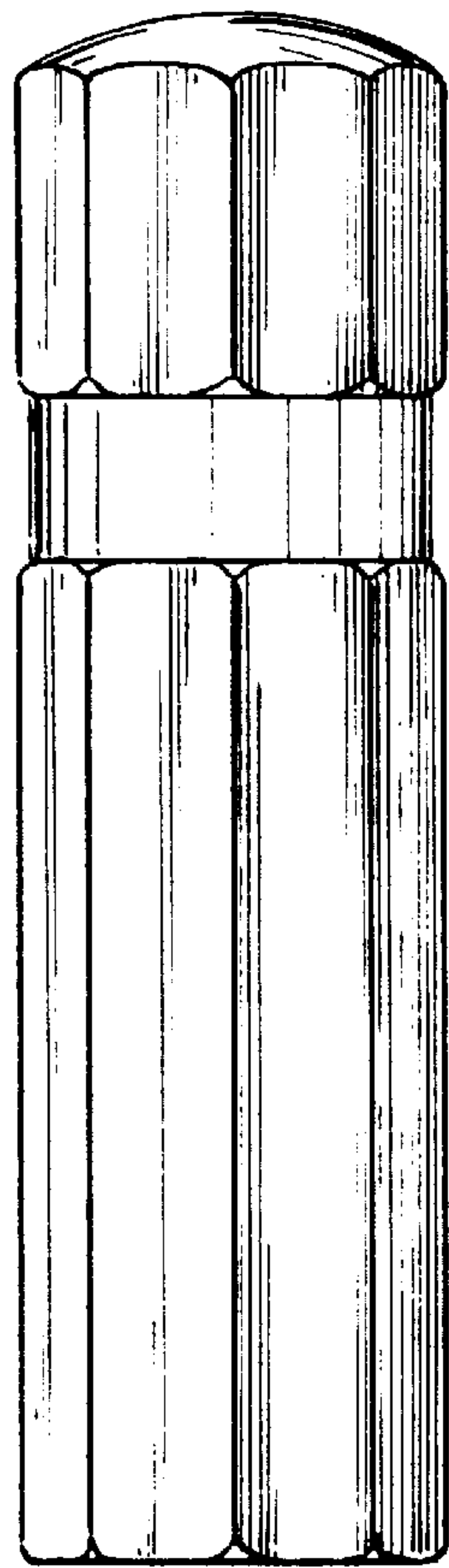


FIG. 3

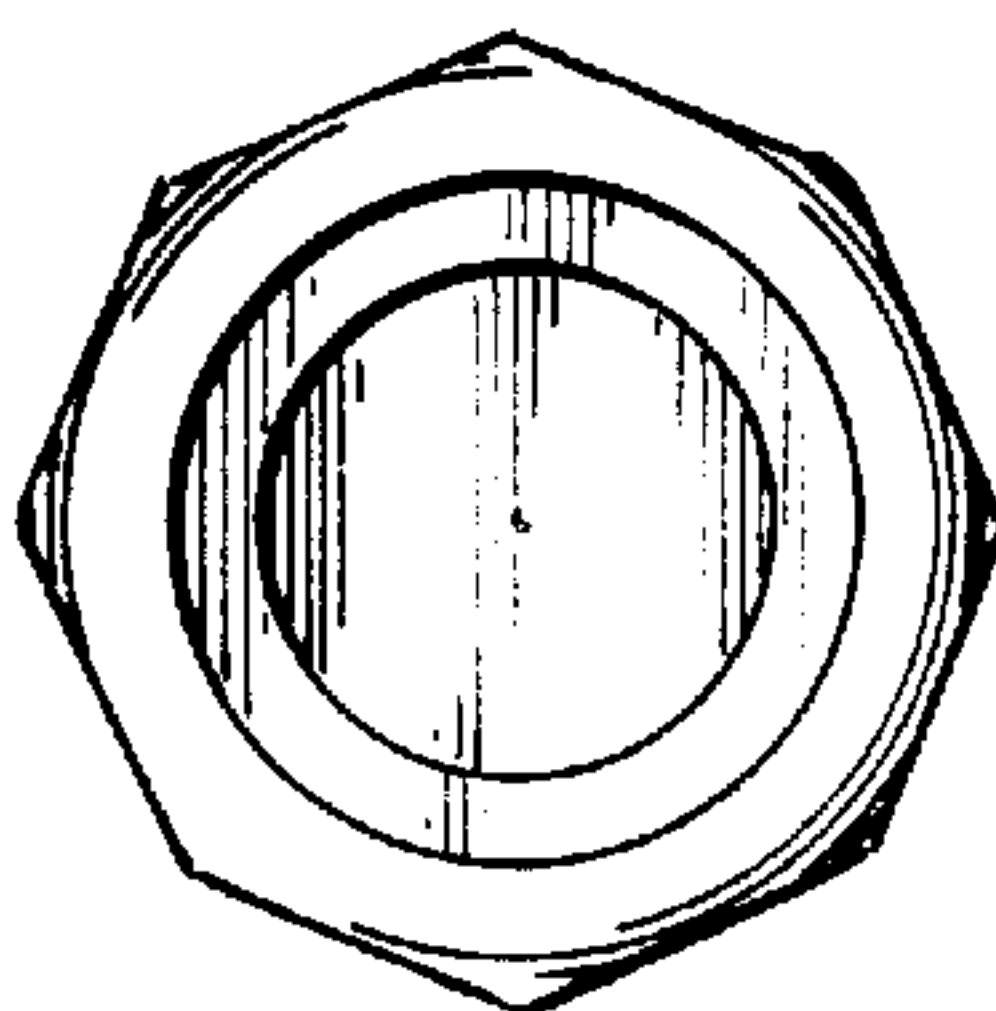


FIG. 4

