



US00D424753S

United States Patent [19]

Grossnickle et al.

[11] Patent Number: Des. 424,753

[45] Date of Patent: ** May 9, 2000

[54] COMPACT

[75] Inventors: Eric N. Grossnickle, Rockford, Mich.;
Thierry Francois DeBaschmakoff,
Paris, France

[73] Assignee: Amway Corporation, Ada, Mich.

[**] Term: 14 Years

[21] Appl. No.: 29/110,502

[22] Filed: Sep. 8, 1999

[51] LOC (7) Cl. 28-03

[52] U.S. Cl. D28/82

[58] Field of Search D28/76-83, 91;
D9/423; 132/293-307; 220/DIG. 26; 206/235

[56] References Cited

U.S. PATENT DOCUMENTS

D. 63,504 12/1923 Slater D28/82
D. 92,148 5/1934 McGiveran .

(List continued on next page.)

FOREIGN PATENT DOCUMENTS

615188 9/1978 Japan .
609140 3/1979 Japan .
617350 3/1979 Japan .
637237 7/1981 Japan .
636211 9/1981 Japan .
627170 11/1981 Japan .
636223 3/1982 Japan .
631128 7/1982 Japan .
633529 9/1982 Japan .
675559 12/1982 Japan .
714274 2/1983 Japan .
676499 10/1983 Japan .
766799 10/1984 Japan .
739480 9/1985 Japan .
739492 7/1986 Japan .
768454 4/1987 Japan .
790138 4/1987 Japan .
864115 7/1987 Japan .
771943 9/1987 Japan .
820175 10/1987 Japan .
825601 3/1988 Japan .

851551 9/1988 Japan .
825096 7/1989 Japan .
821991 12/1989 Japan .
878531 4/1990 Japan .
935051 5/1990 Japan .
853060 11/1990 Japan .
924185 1/1991 Japan .
953132 1/1991 Japan .
899671 2/1991 Japan .
898434 9/1991 Japan .
899228 9/1991 Japan .
957375 1/1992 Japan .
931430 2/1992 Japan .
908662 7/1992 Japan .
933115 9/1992 Japan .
909443 12/1992 Japan .
956997 5/1993 Japan .
957378 5/1993 Japan .
935161 7/1993 Japan .
976309 12/1993 Japan .
967079 2/1994 Japan .
985420 1/1995 Japan .
1002131 3/1995 Japan .
1002132 3/1995 Japan .
995486 9/1995 Japan .
983464 10/1995 Japan .
985500 12/1995 Japan .
989612 12/1995 Japan .

(List continued on next page.)

Primary Examiner—Raphael Barkai
Attorney, Agent, or Firm—Warner Norcross & Judd LLP

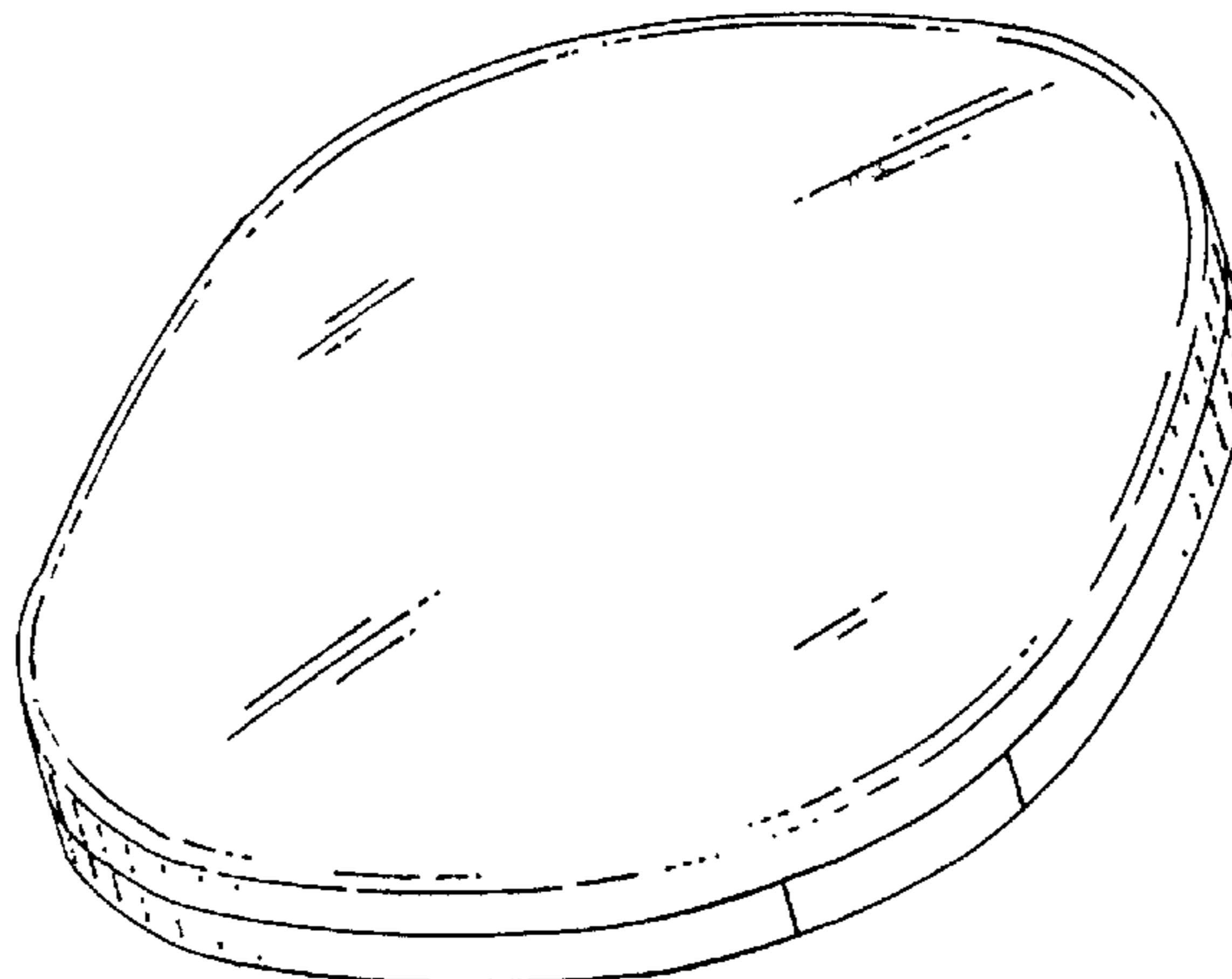
[57] CLAIM

The ornamental design for compact, as shown and described.

DESCRIPTION

FIG. 1 is a perspective view of the compact embodying the new design;
FIG. 2 is a top plan view thereof;
FIG. 3 is a bottom plan view thereof;
FIG. 4 is a front elevational view thereof;
FIG. 5 is a rear elevational view thereof; and,
FIG. 6 is a left side elevational view thereof, the right side elevational view being the mirror image thereof.

1 Claim, 2 Drawing Sheets



U.S. PATENT DOCUMENTS

D. 137,166 2/1944 Crane D28/82
D. 168,110 11/1952 Montenier .
D. 202,662 10/1965 Williams .
D. 202,824 11/1965 Gould .
D. 206,947 2/1967 Doblin .
D. 219,096 11/1970 Mauri-Closa .
D. 227,225 6/1973 Schweizer .
D. 244,176 5/1977 Pardo .
D. 256,885 9/1980 DiScala .
D. 256,886 9/1980 DiScala .
D. 272,991 3/1984 Thompson .
D. 277,896 3/1985 Chevassus D28/78
D. 278,599 4/1985 Lane .
D. 281,825 12/1985 Bakic D28/83
D. 288,665 3/1987 Broutin .
D. 319,390 8/1991 Bareiss .
D. 343,360 1/1994 Poo .
D. 345,504 3/1994 Bareiss .
D. 351,487 10/1994 Chen D28/82
D. 367,230 2/1996 Paglina .

D. 369,097 4/1996 Dinand .
D. 377,147 1/1997 Baron .
D. 379,923 6/1997 De Baschmakoff .
D. 380,355 7/1997 Husted .
D. 382,206 8/1997 Worthington et al. .
D. 383,972 9/1997 Weiss .
D. 386,090 11/1997 de Giovellina .
D. 392,558 3/1998 Monaghan .
D. 394,006 5/1998 Toleman .
D. 395,606 6/1998 Tacconelli .
D. 398,243 9/1998 Dinand .
D. 399,130 10/1998 Monaghan .
5,107,871 4/1992 Butcher et al. 132/293

FOREIGN PATENT DOCUMENTS

1028641 3/1996 Japan .
1026449 9/1997 Japan .
1027216 9/1997 Japan .
1026450 10/1997 Japan .
1027848 10/1997 Japan .
1027069 11/1997 Japan .

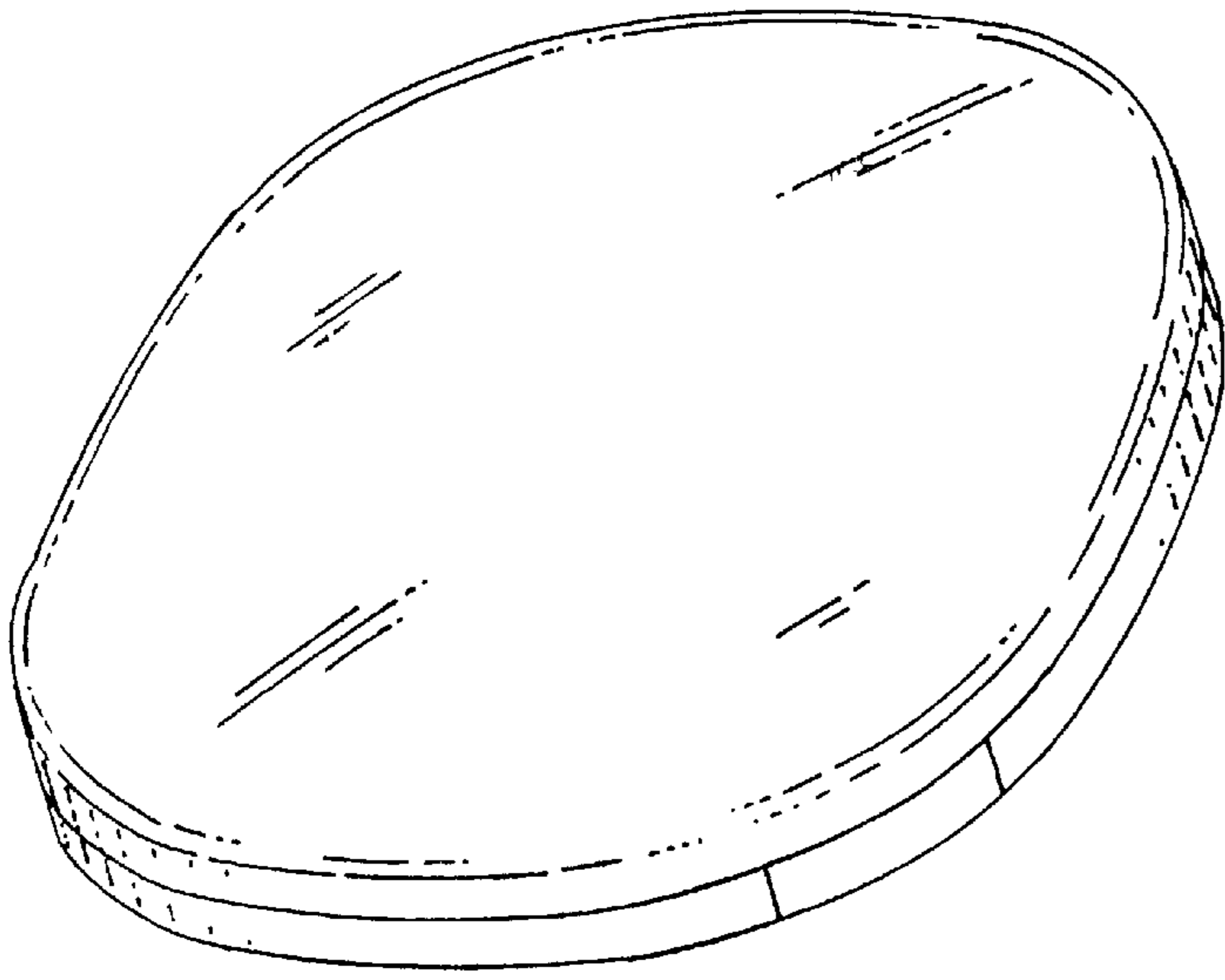


FIG. 1

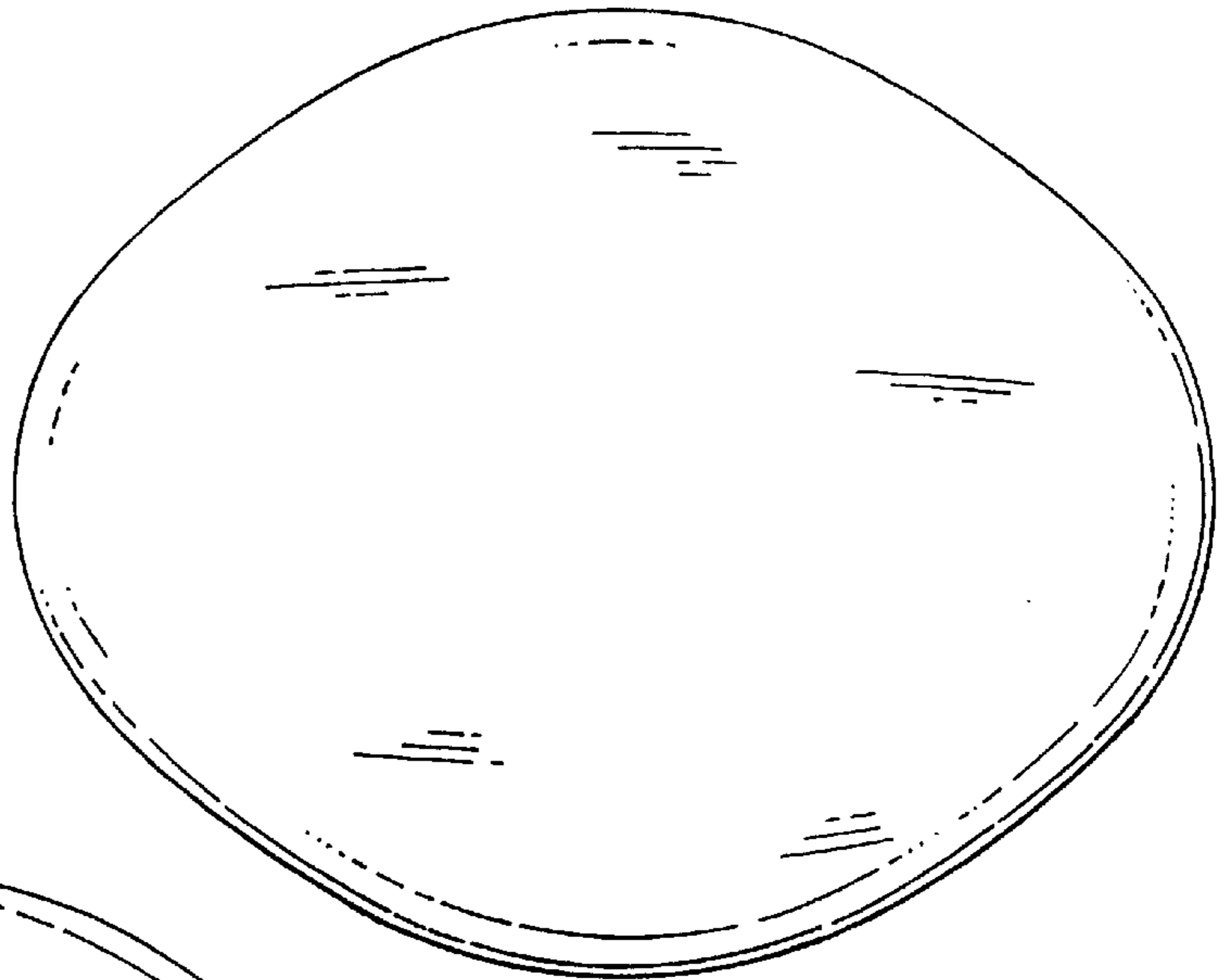


FIG. 2

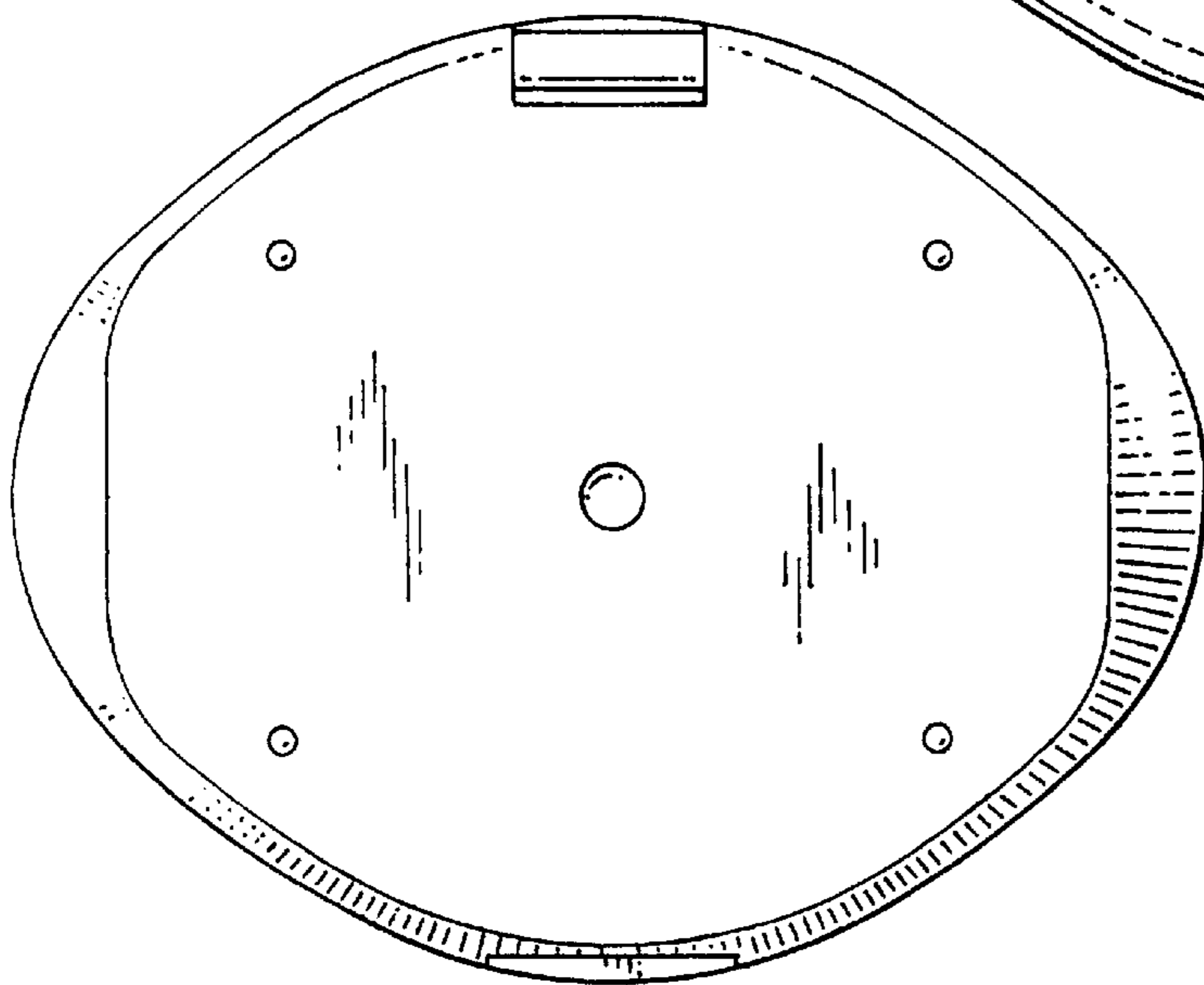


FIG. 3




FIG. 4




FIG. 5

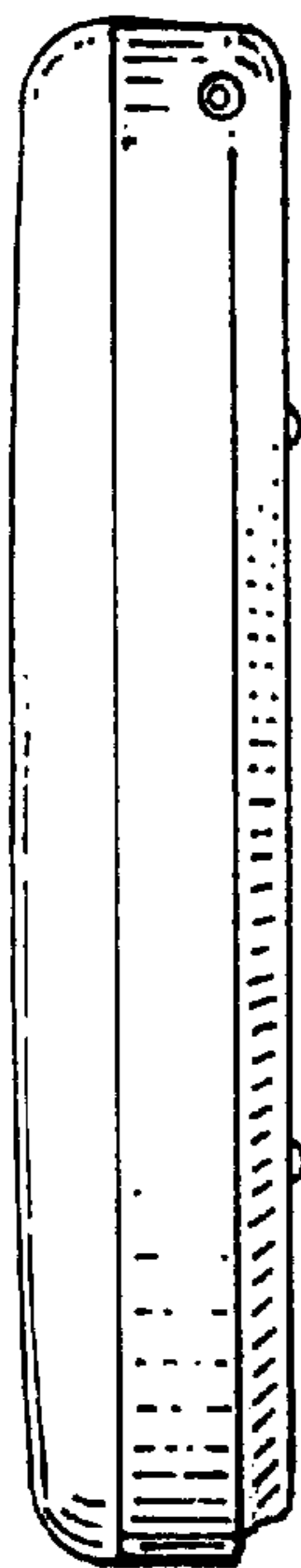


FIG. 6