



US00D424742S

# United States Patent [19] Hirata

[11] Patent Number: Des. 424,742

[45] Date of Patent: \*\* May 9, 2000

[54] HAIR IRON

[75] Inventor: Yoshihiro Hirata, Kyoto, Japan

[73] Assignee: Phild Co., Ltd., Kyoto, Japan

[\*\*] Term: 14 Years

[21] Appl. No.: 29/107,923

[22] Filed: Jul. 14, 1999

[51] LOC (7) Cl. .... 28-03

[52] U.S. Cl. .... D28/35

[58] Field of Search ..... D28/35; 132/223-269;  
219/222, 225

### [56] References Cited

#### U.S. PATENT DOCUMENTS

D. 253,973	1/1980	Rosse	.....	D28/35
D. 323,040	1/1992	Smal	.....	D28/35
D. 411,333	6/1999	Smal	.....	D28/35
4,739,151	4/1988	Smal	.....	219/225
5,848,599	12/1998	Todd	.....	132/223

#### OTHER PUBLICATIONS

Hong Kong Enterprise Oct. 1990, p. 305: item nos. PT-93, PT-911 and P-933.

Hong Kong Enterprise Jun. 1991, p. 164: item No. HB-36S.

Hong Kong Enterprise Oct. 1995, p. 542: item No. TS-916 and TS-916S.

Primary Examiner—Ted Shooman  
Assistant Examiner—C Tuttle  
Attorney, Agent, or Firm—James E. Curry

### [57] CLAIM

The ornamental design for a hair iron, as shown and described.

### DESCRIPTION

FIG. 1 is an isometric view of the present invention shown in an open position;

FIG. 2 is a top view of the present invention the bottom view being a mirror image of the top view;

FIG. 3 is a front view of the present invention shown in an open position, the back view being a mirror image of the front view;

FIG. 4 is a front view of the present invention shown in a closed position;

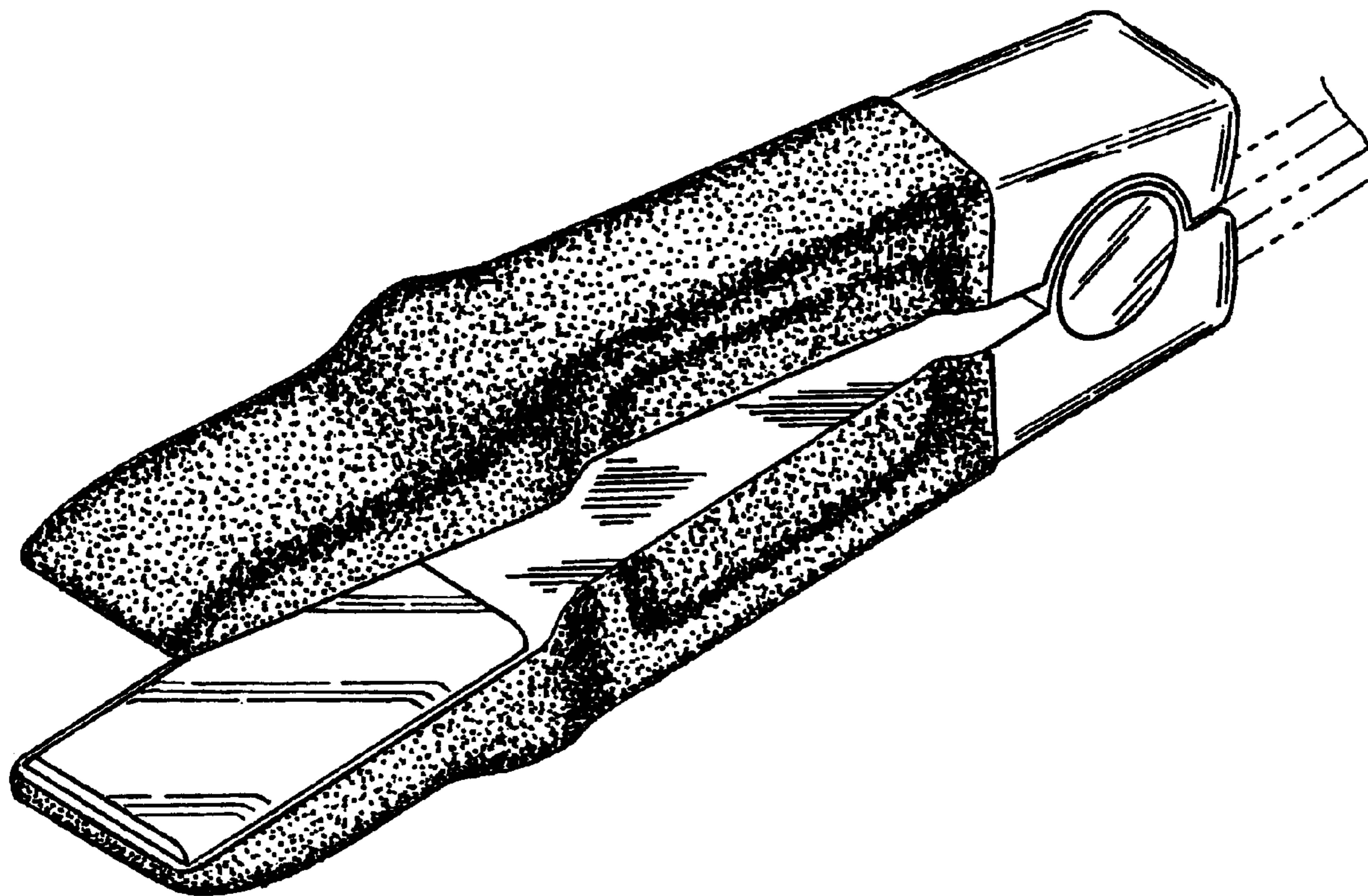
FIG. 5 is a sectional view of the present invention, the section being taken along line 5—5 of FIG. 4.;

FIG. 6 is a left side view of FIG. 4 of the present invention; and,

FIG. 7 is a right side view of FIG. 4 of the present invention, wherein portions of the phantom line structures are omitted for clarity.

The cord and plug shown in the figures in phantom line are for illustrative purposes only and form no part of the claimed design.

1 Claim, 3 Drawing Sheets



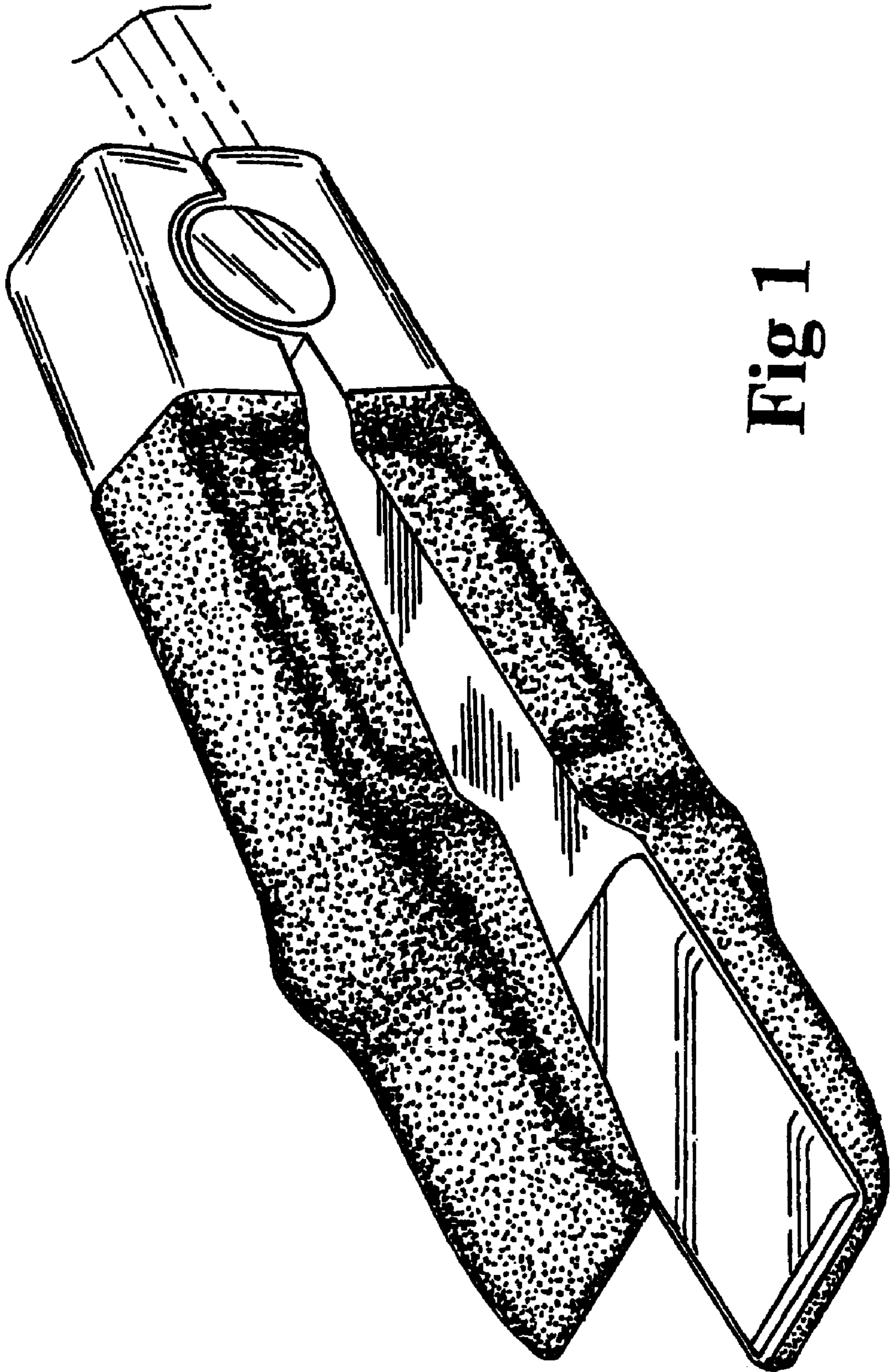


Fig 1



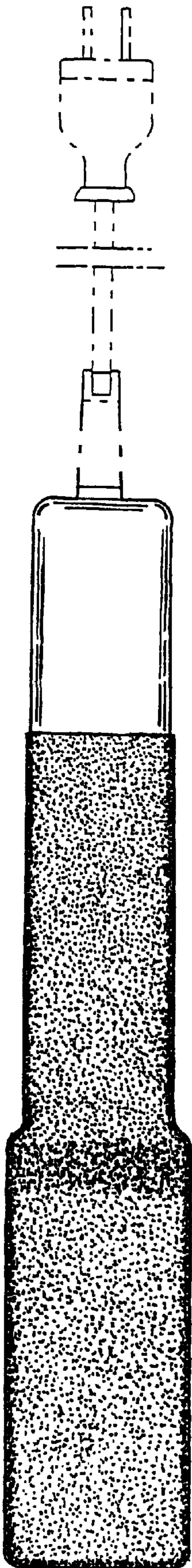


Fig 2




Fig 3


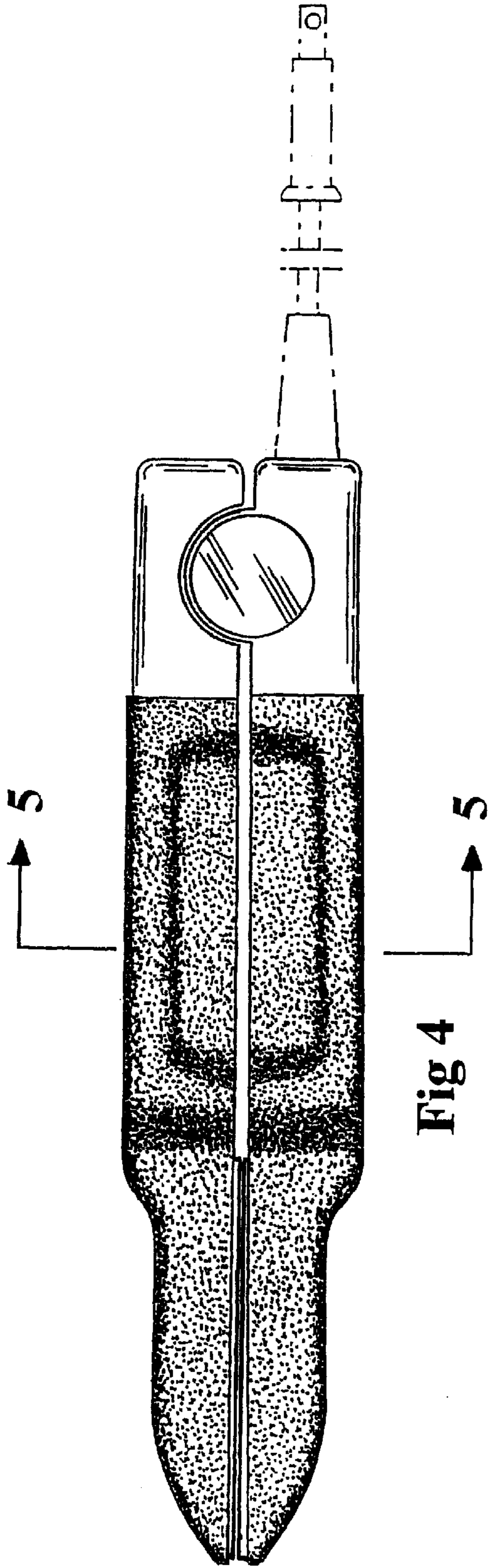


Fig 6

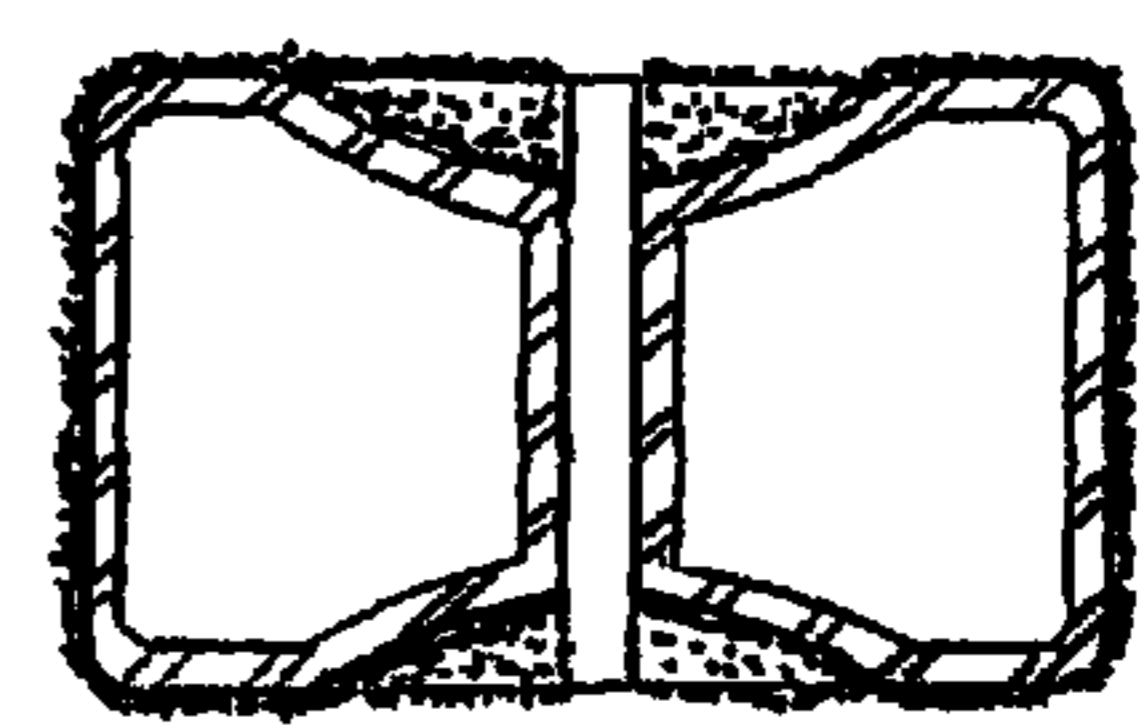


Fig 5




Fig 7