



US00D424722S

United States Patent [19] Yuen

[11] **Patent Number: Des. 424,722**

[45] **Date of Patent: ** May 9, 2000**

[54] **NIGHT LIGHT**

4,344,116 8/1982 Martin 362/226
5,964,516 10/1999 Lai 362/226 X

[75] Inventor: **Se Kit Yuen**, Kwun Tong, The Hong Kong Special Administrative Region of the People's Republic of China

[73] Assignee: **John Manufacturing Limited**, Kowloon, The Hong Kong Special Administrative Region of the People's Republic of China

[**] Term: **14 Years**

[21] Appl. No.: **29/101,697**

[22] Filed: **Mar. 9, 1999**

[51] **LOC (7) Cl.** **26-05**

[52] **U.S. Cl.** **D26/26; D26/72**

[58] **Field of Search** D26/73, 25, 26, D26/94, 97, 98, 118, 125; 362/161, 226, 806, 808, 810, 392; D11/121, 125, 138, 134, 131, 133

[56] **References Cited**

U.S. PATENT DOCUMENTS

D. 392,400 3/1998 Emmerling D26/26
D. 392,756 3/1998 Haning et al. D26/26

OTHER PUBLICATIONS

Gifts & Decorative Access, Soccer ball Clock, p. 21, Mar. 1986.

Miles Kimball CAtalog, Ball Rugs and Ball Pillows, p. 39, Mar. 1986.

Primary Examiner—Susan J. Lucas

Assistant Examiner—Cynthia E. Ramirez

Attorney, Agent, or Firm—Merchant & Gould P.C.

[57] **CLAIM**

The ornamental design for a night light, as shown and described.

DESCRIPTION

FIG. 1 is a front elevational view of a night light showing my new design;

FIG. 2 is a rear elevational view thereof;

FIG. 3 is a top elevational view thereof;

FIG. 4 is a bottom elevational view thereof;

FIG. 5 is a left side elevational view thereof; and,

FIG. 6 is right side elevational view thereof.

1 Claim, 2 Drawing Sheets


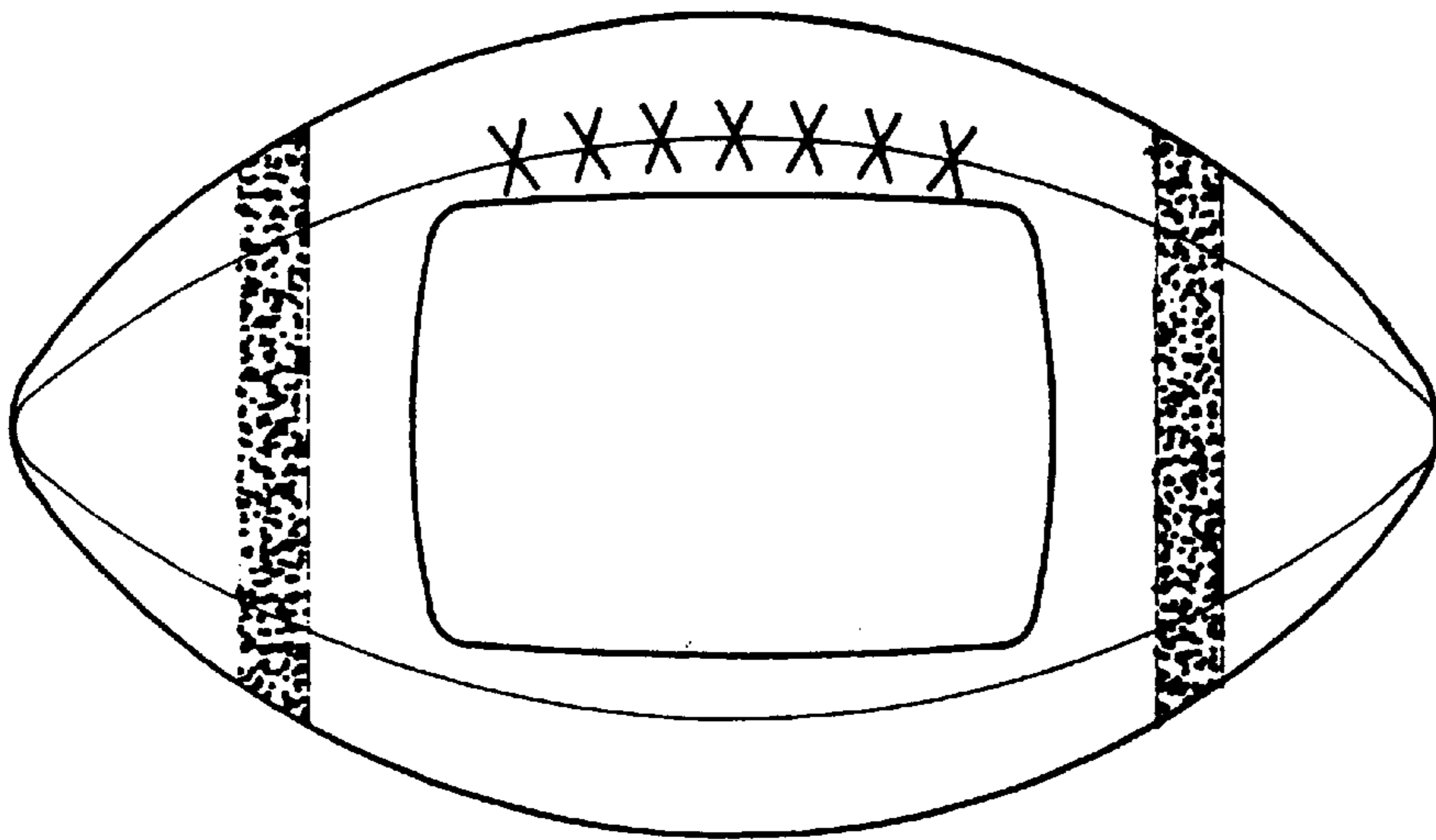


FIG. 1

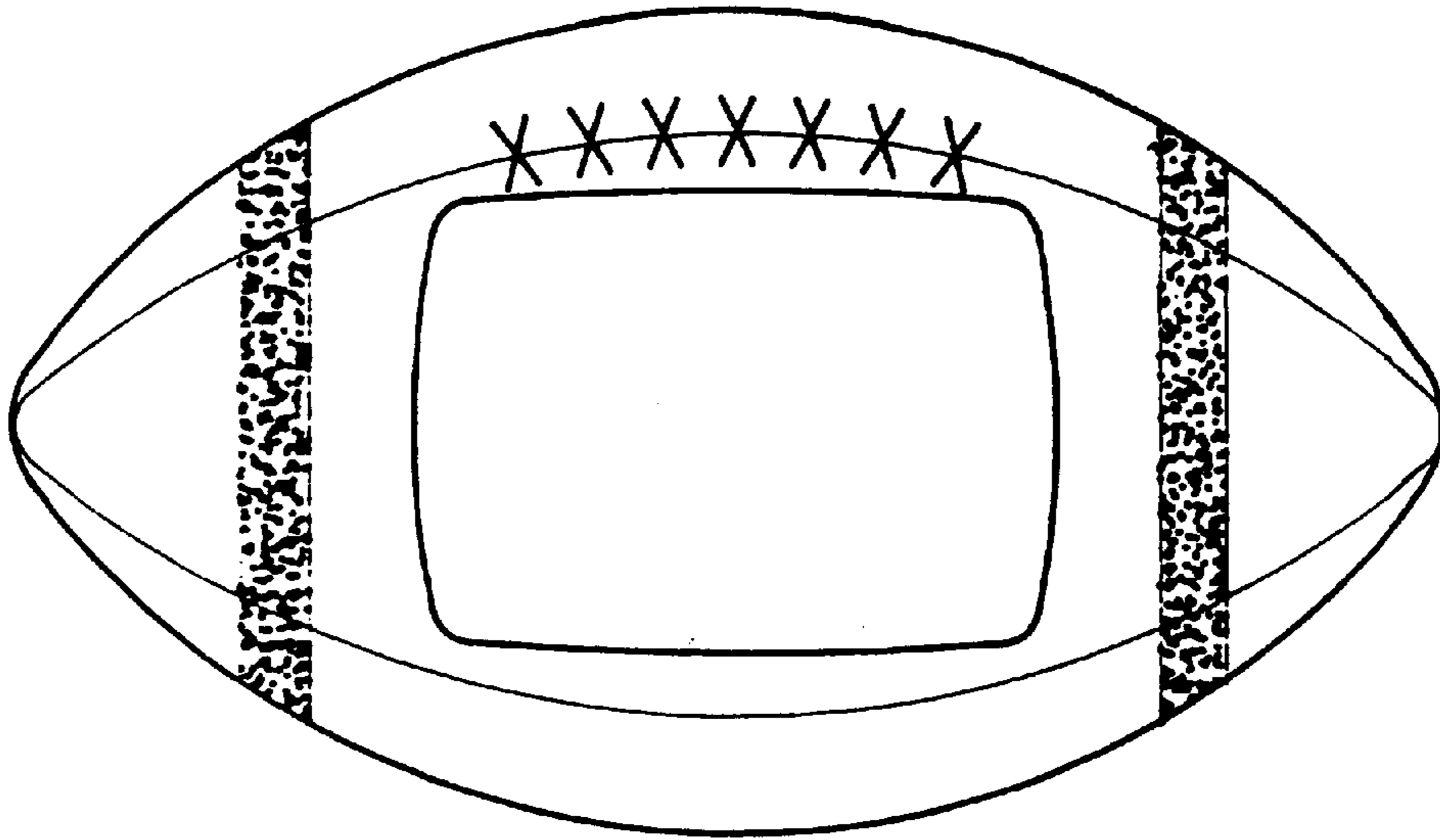


FIG. 2

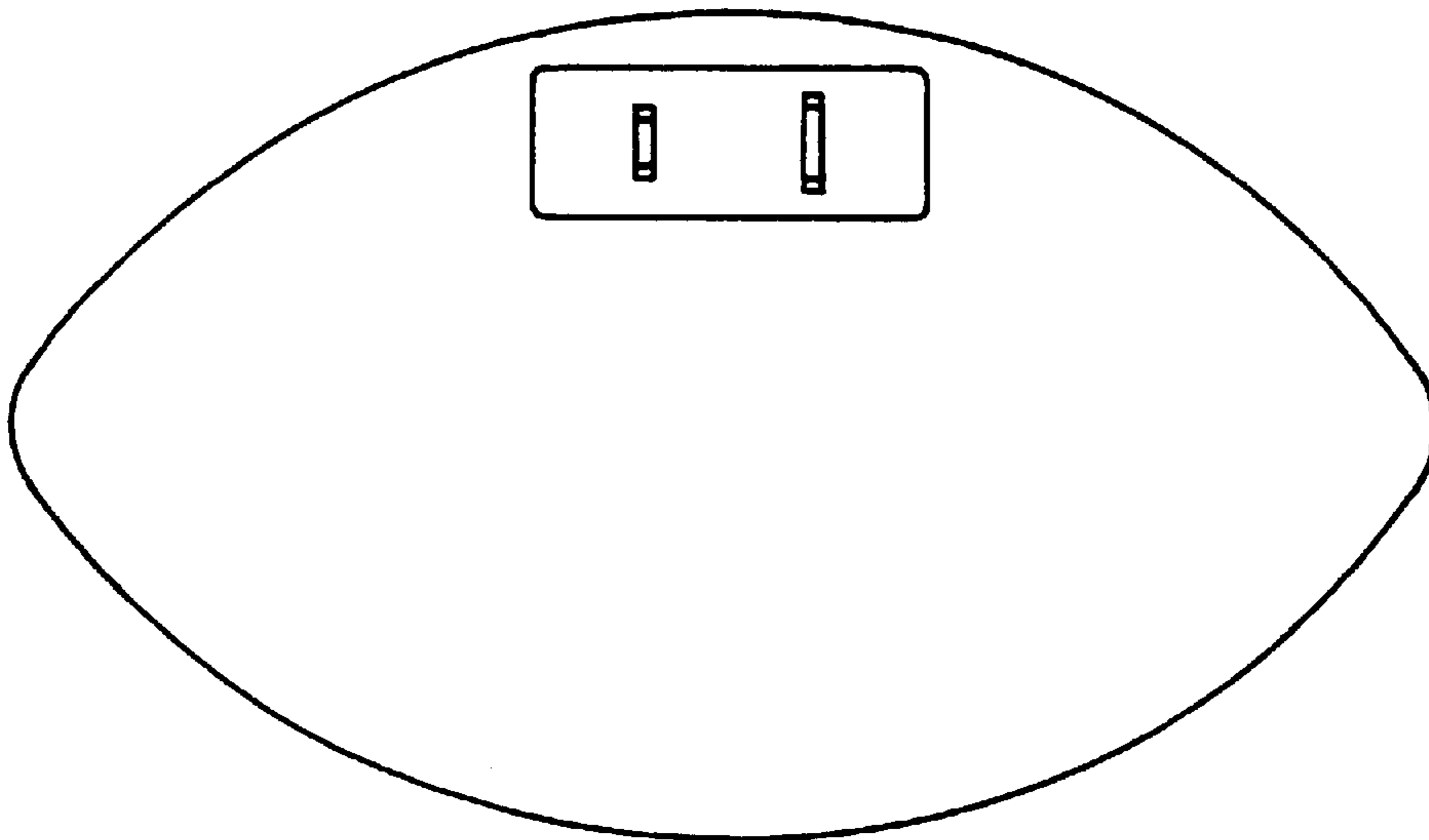


FIG. 3




FIG. 4

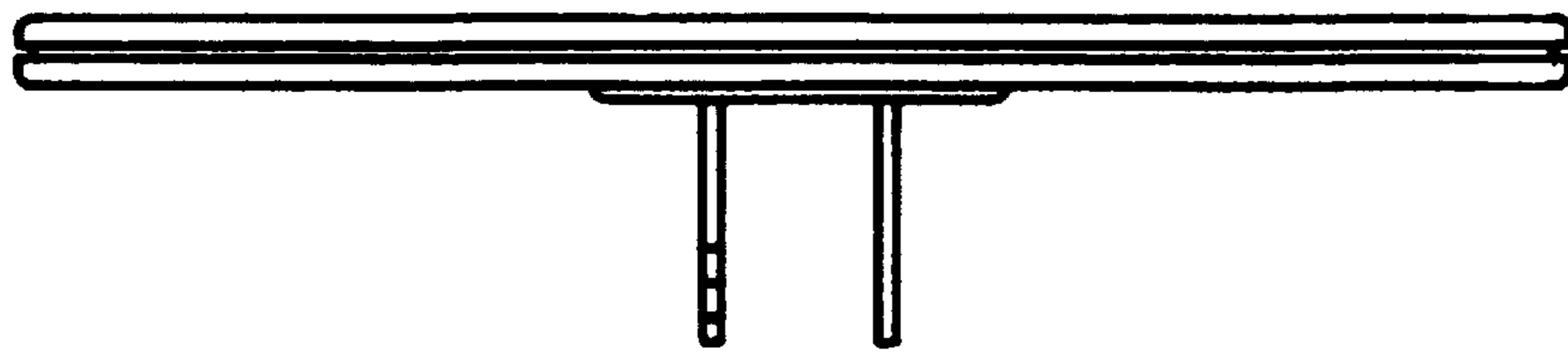


FIG. 5




FIG. 6

