



US00D424655S

United States Patent [19] Lummis

[11] **Patent Number: Des. 424,655**

[45] **Date of Patent: ** May 9, 2000**

[54] **JIG BODY**

[75] Inventor: **Michael G. Lummis**, Kalamazoo, Mich.

[73] Assignee: **LMN Enterprises, Inc.**, Kalamazoo, Mich.

[**] Term: **14 Years**

[21] Appl. No.: **29/106,390**

[22] Filed: **Jun. 15, 1999**

[51] **LOC (7) Cl.** **22-05**

[52] **U.S. Cl.** **D22/133**

[58] **Field of Search** D22/133, 126;
43/42.21, 42.33, 42.32, 42.05, 42.1, 42.35,
42.47

D. 341,183	11/1993	Fong	D22/126
D. 373,612	9/1996	Hodgin	D22/126
2,333,590	11/1943	Schueller	43/42.05
2,820,314	1/1958	Scott	43/42.1
3,393,466	7/1968	Master	43/42.35
3,716,937	2/1973	Santosuosso	43/42.47

Primary Examiner—Louis S. Zarfaz
Assistant Examiner—Inga-Maria Hyttinen
Attorney, Agent, or Firm—Flynn, Thiel, Boutell & Tanis, P.C.

[57] CLAIM

The ornamental design for a jig body, as shown and described.

DESCRIPTION

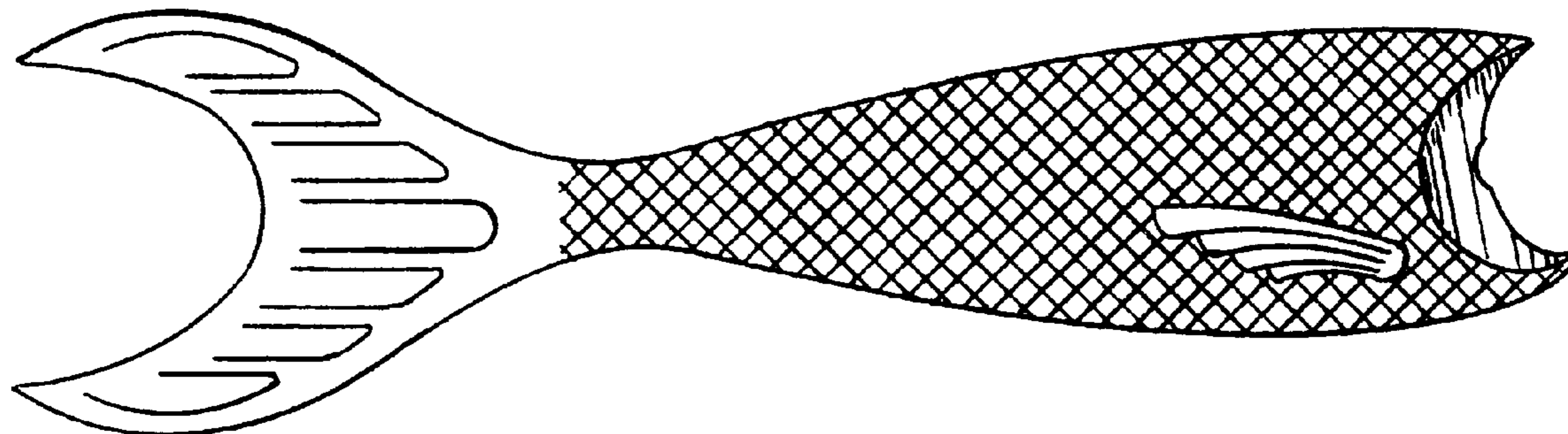
FIG. 1 is a front view of a jig body embodying my new design;
FIG. 2 is a rear view thereof;
FIG. 3 is a left side view thereof;
FIG. 4 is a right side view thereof;
FIG. 5 is a top view thereof; and,
FIG. 6 is a bottom view thereof.

1 Claim, 1 Drawing Sheet

[56] References Cited

U.S. PATENT DOCUMENTS

D. 57,858	5/1921	Pflueger	D22/133
D. 58,139	6/1921	Dills	D22/133
D. 232,173	7/1974	Miller	D22/133



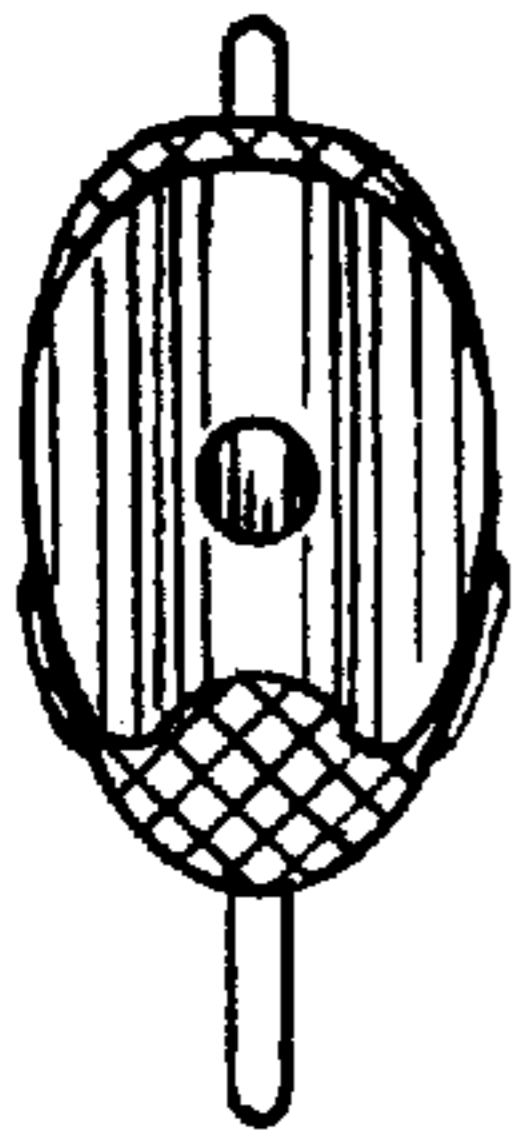


FIG. 1

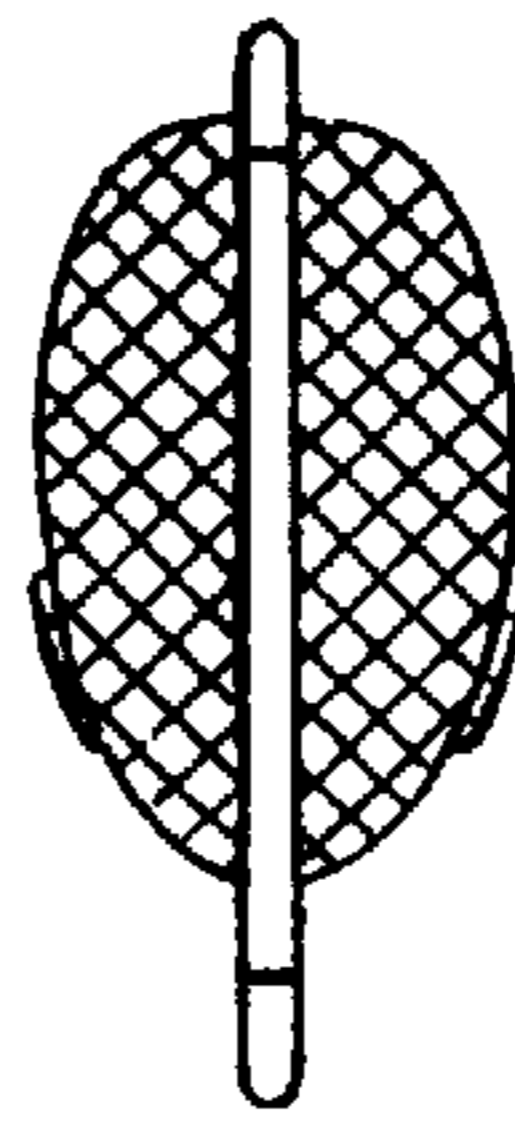


FIG. 2

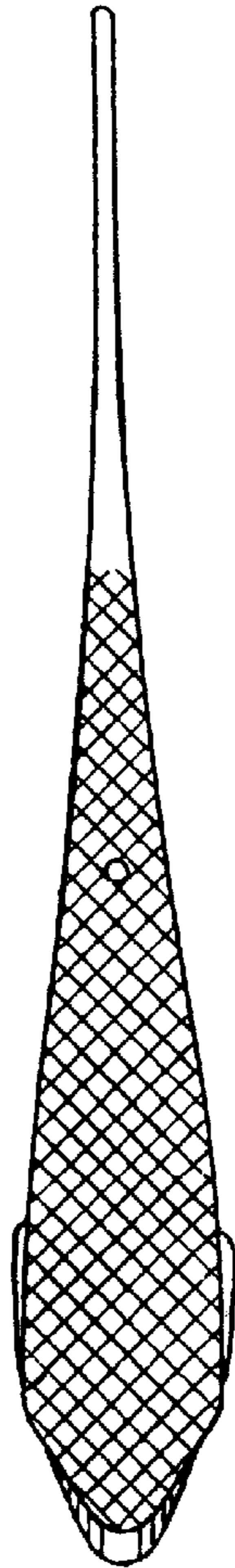


FIG. 5

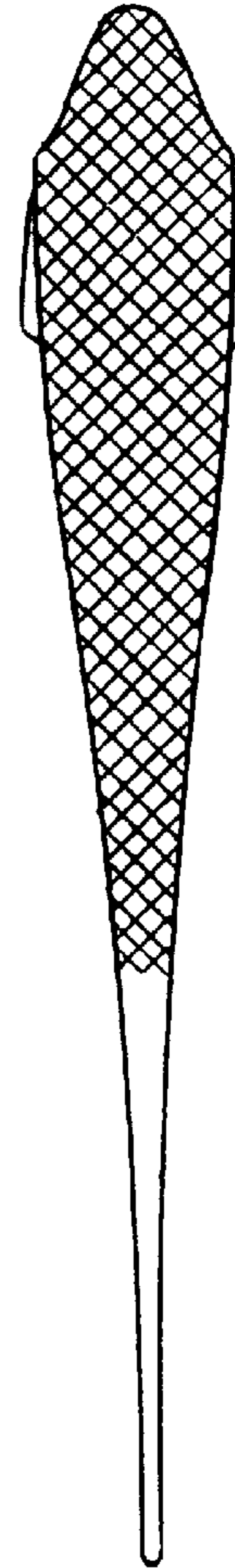


FIG. 6

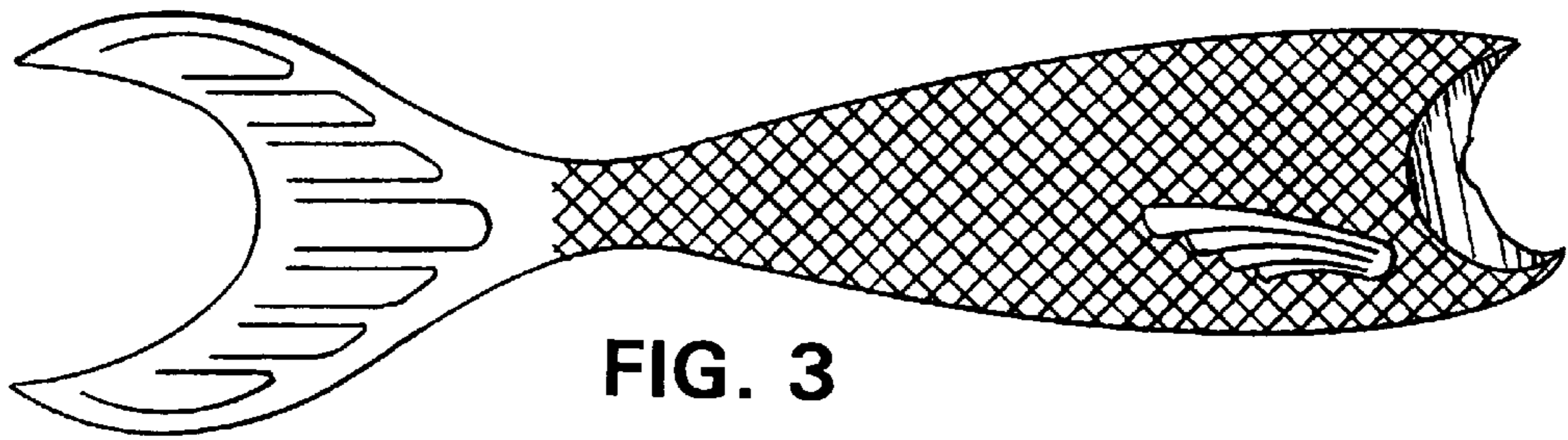


FIG. 3

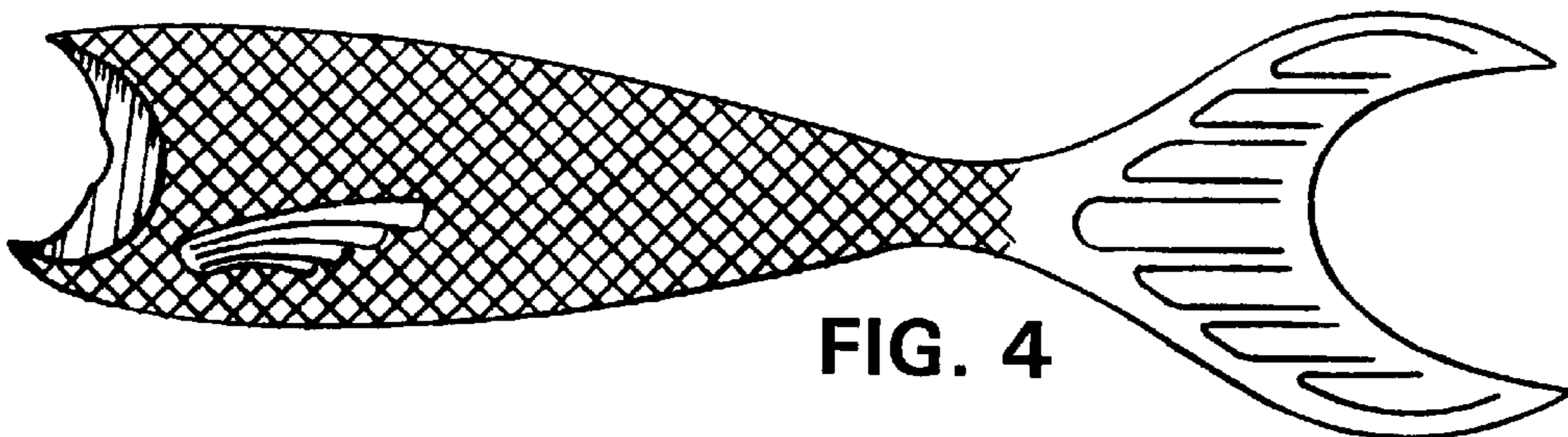


FIG. 4