



US00D424647S

United States Patent [19] Hayden

[11] **Patent Number: Des. 424,647**

[45] **Date of Patent: ** May 9, 2000**

[54] **GOLF PRACTICE ASSEMBLY**

[75] Inventor: **James C. Hayden**, Montezuma, Kans.

[73] Assignee: **Harmsway, LLC**

[**] Term: **14 Years**

[21] Appl. No.: **29/102,570**

[22] Filed: **Mar. 26, 1999**

[51] **LOC (7) Cl.** **21-02**

[52] **U.S. Cl.** **D21/791**

[58] **Field of Search** D21/789, 791,
D21/792; 473/132-137, 278, 157, 400,
279, 386, 387

[56] **References Cited**

U.S. PATENT DOCUMENTS

D. 304,843 11/1989 Tonner D21/789

D. 351,439 10/1994 Halpern D21/720

D. 366,680 1/1996 Jantz et al. D21/792

5,322,291 6/1994 Smith et al. 473/132

5,411,267 5/1995 Burks et al. 473/133

Primary Examiner—Mitchell Siegel
Attorney, Agent, or Firm—Phillip A. Rein

[57] **CLAIM**

The ornamental design for a golf practice assembly, as shown and described.

DESCRIPTION

FIG. 1 is a perspective view of the golf practice assembly of this invention;

FIG. 2 is a top plan view thereof;


FIG. 3 is a side elevational view thereof with an opposite side elevational view being identical but reversed;

FIG. 4 is a rear elevational view thereof;

FIG. 5 is a front elevational view thereof; and,

FIG. 6 is a bottom plan view thereof.

1 Claim, 6 Drawing Sheets



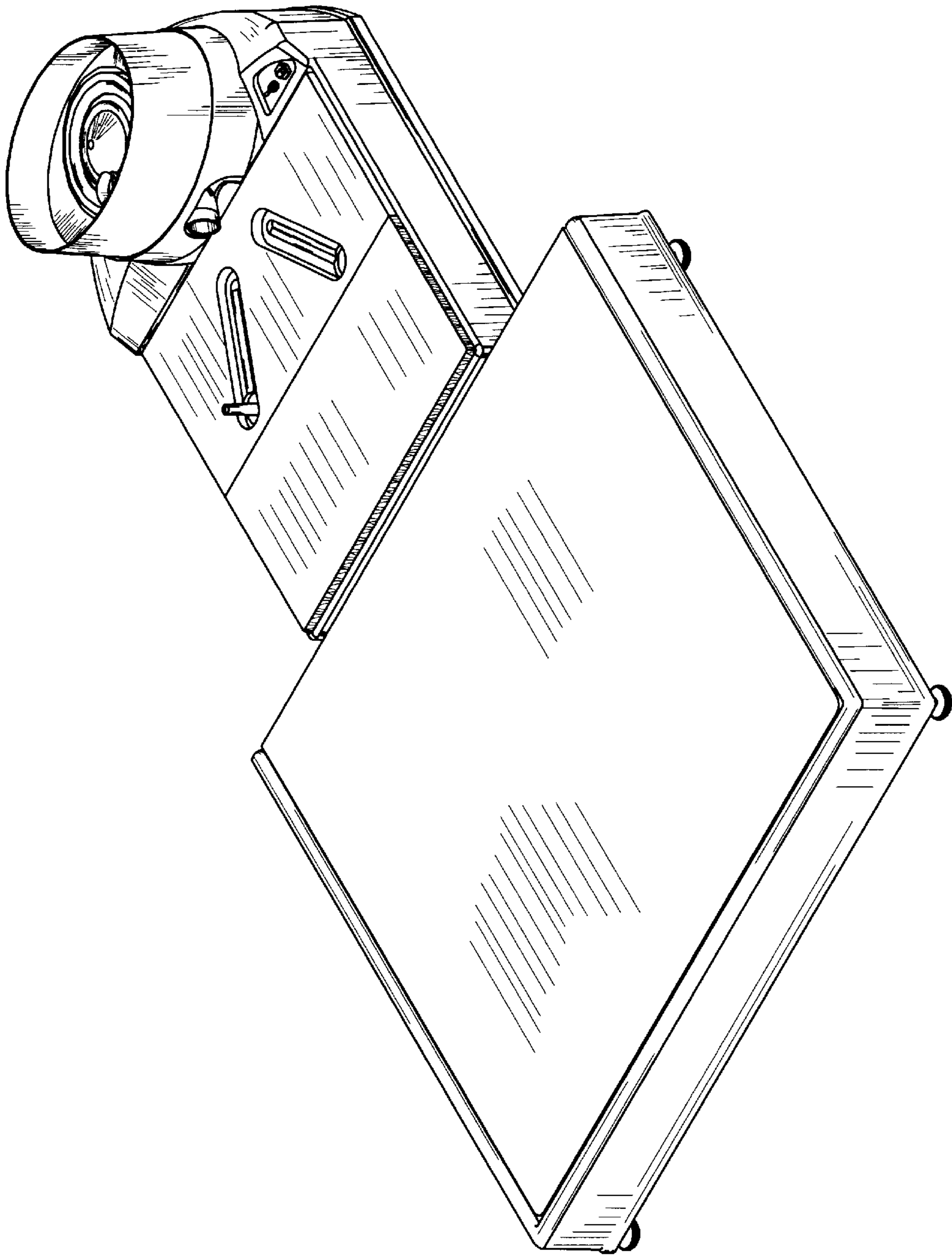


FIG. 1

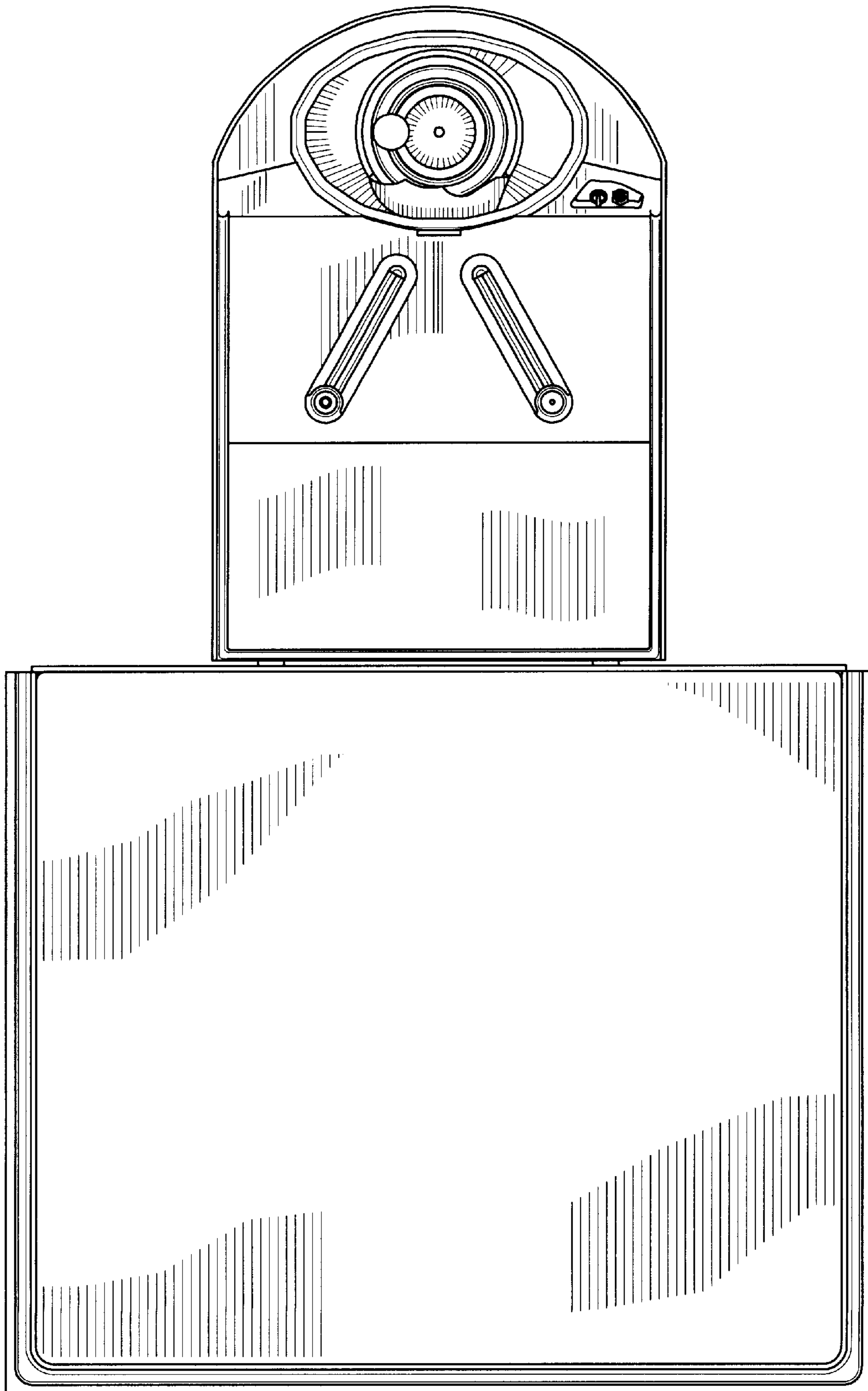


FIG. 2

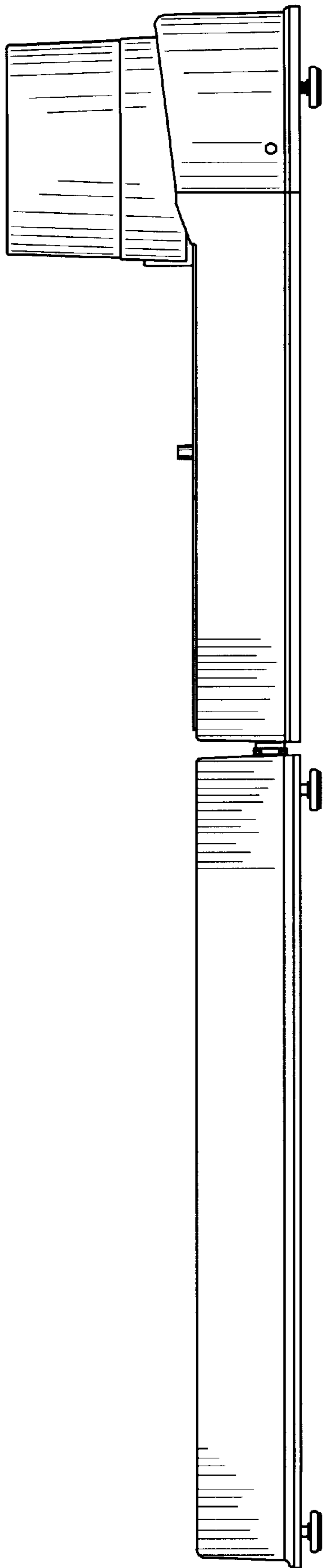


FIG. 3




FIG. 4




FIG. 5

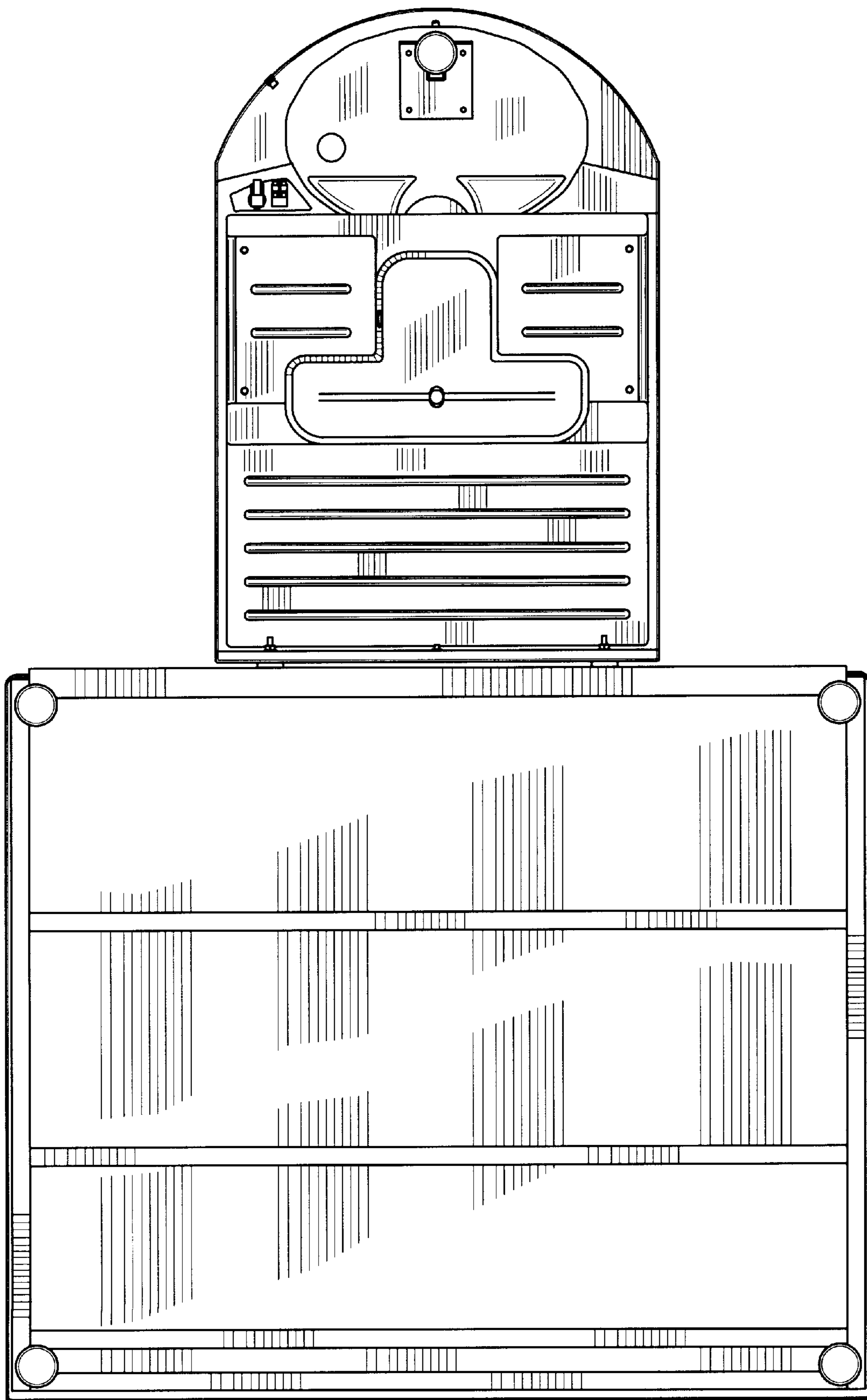


FIG. 6