



US00D424646S

# United States Patent [19] Roth

[11] **Patent Number: Des. 424,646**

[45] **Date of Patent: \*\* May 9, 2000**

[54] **GOLF BALL WASHER HOLDER**

3,748,676 7/1973 Warren et al. .... 15/21.2  
5,647,082 7/1997 Garake ..... 15/21.2

[76] Inventor: **Gregory M. Roth**, 3920 Grand Ave.  
#900, Des Moines, Iowa 50312

*Primary Examiner*—Mitchell Siegel  
*Attorney, Agent, or Firm*—Dean P. Edmundson

[\*\*] Term: **14 Years**

[57] **CLAIM**

[21] Appl. No.: **29/111,165**

The ornamental design for a golf ball washer holder, as shown and described.

[22] Filed: **Sep. 22, 1999**

### DESCRIPTION

[51] **LOC (7) Cl.** ..... **21-02**

[52] **U.S. Cl.** ..... **D21/789**

[58] **Field of Search** ..... D21/789, 796;  
D6/552; 15/21.2, 104.92, 97.1, 160

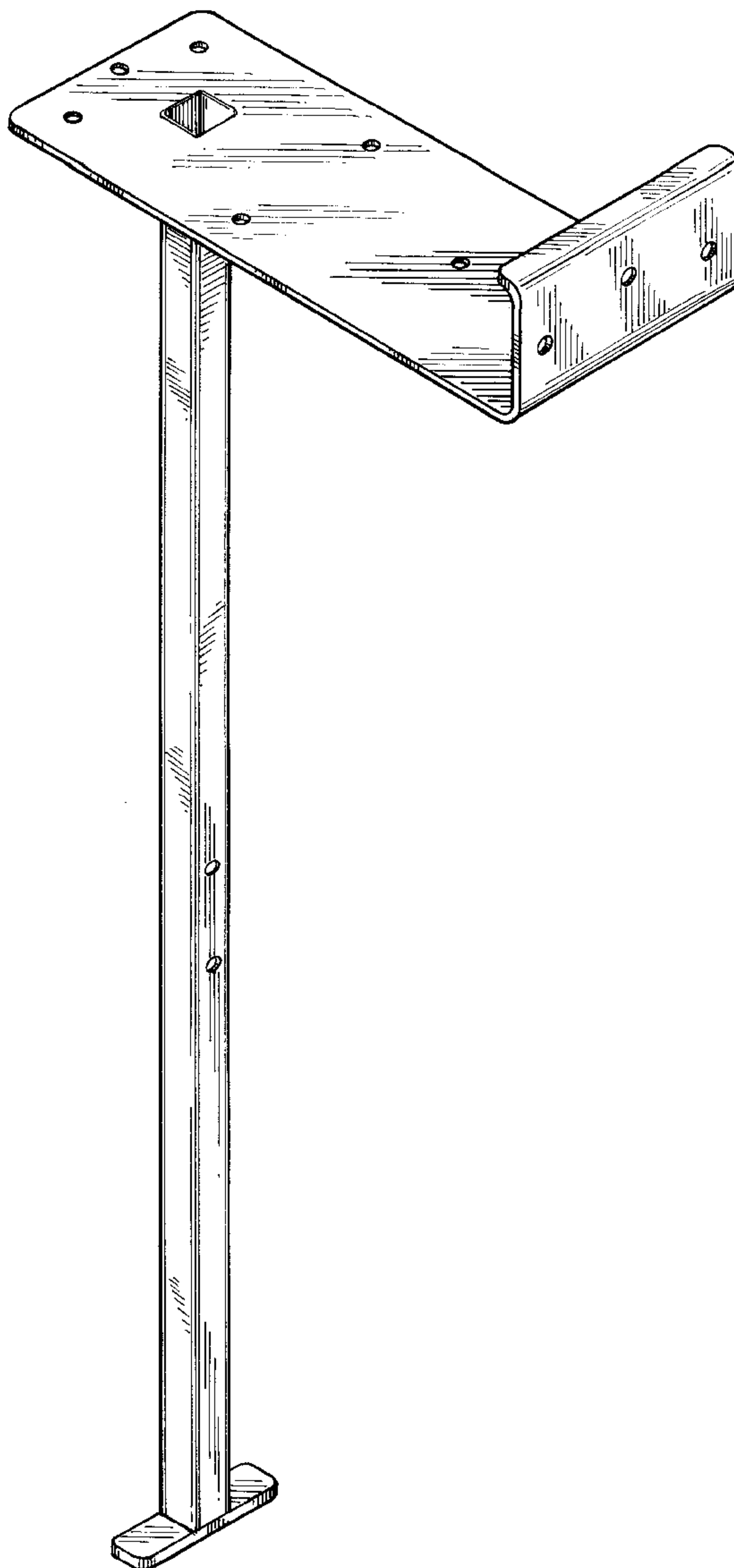
FIG. 1 is a front perspective view of a golf ball washer holder of my design;  
FIG. 2 is a front elevational view thereof;  
FIG. 3 is a right side elevational view thereof, the left side elevational view being a mirror image thereof;  
FIG. 4 is a rear elevational view thereof;  
FIG. 5 is a top plan view thereof; and,  
FIG. 6 is a bottom plan view thereof.

### [56] **References Cited**

#### U.S. PATENT DOCUMENTS

D. 228,395 9/1973 Warren ..... D21/789  
D. 394,691 5/1998 DiCesari ..... D21/796  
3,304,659 2/1967 Eichhorn ..... 15/21.2

**1 Claim, 2 Drawing Sheets**



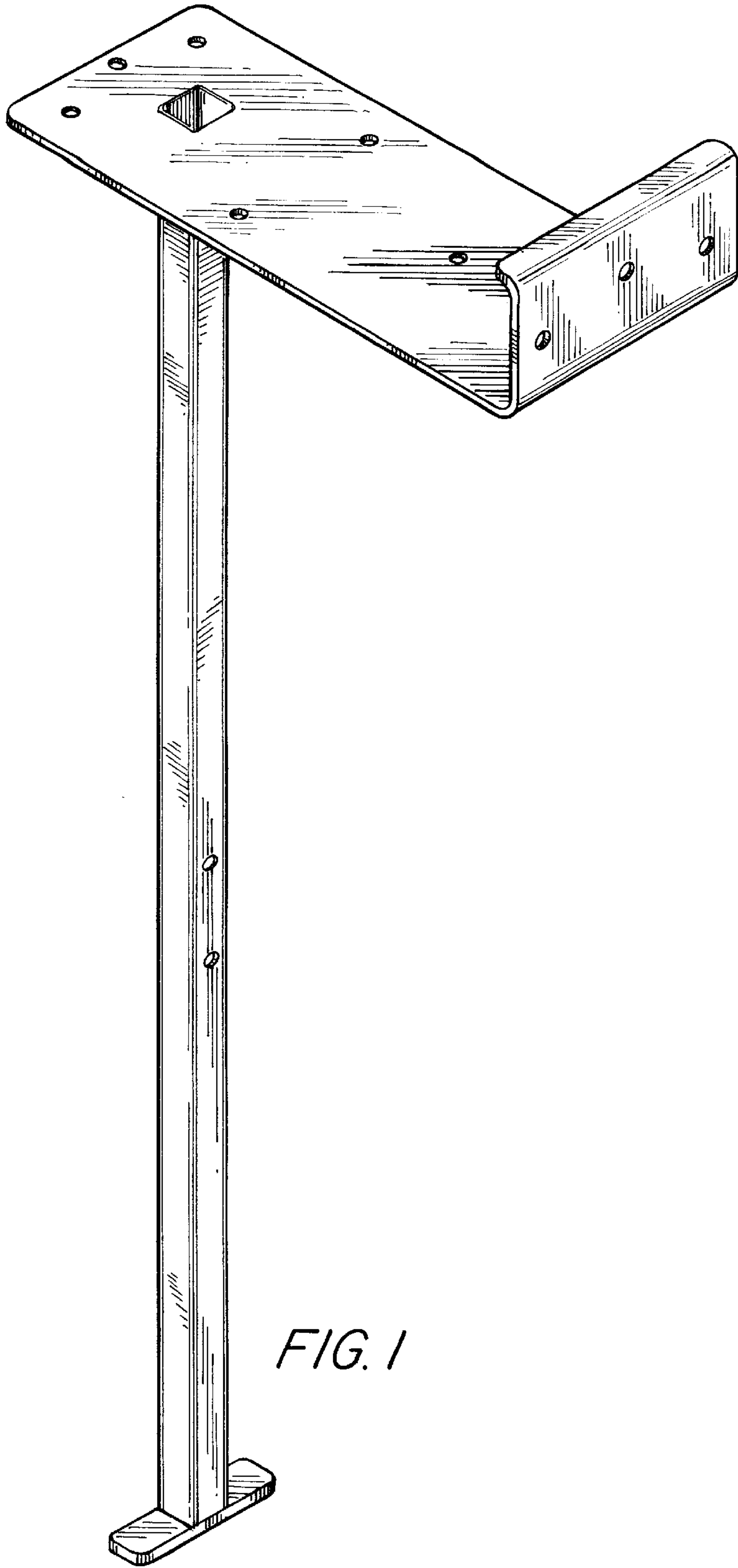


FIG. 1

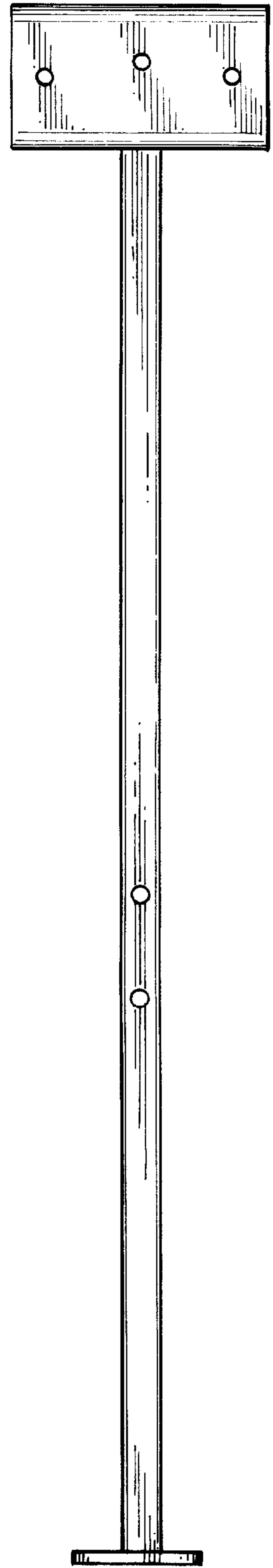


FIG. 2

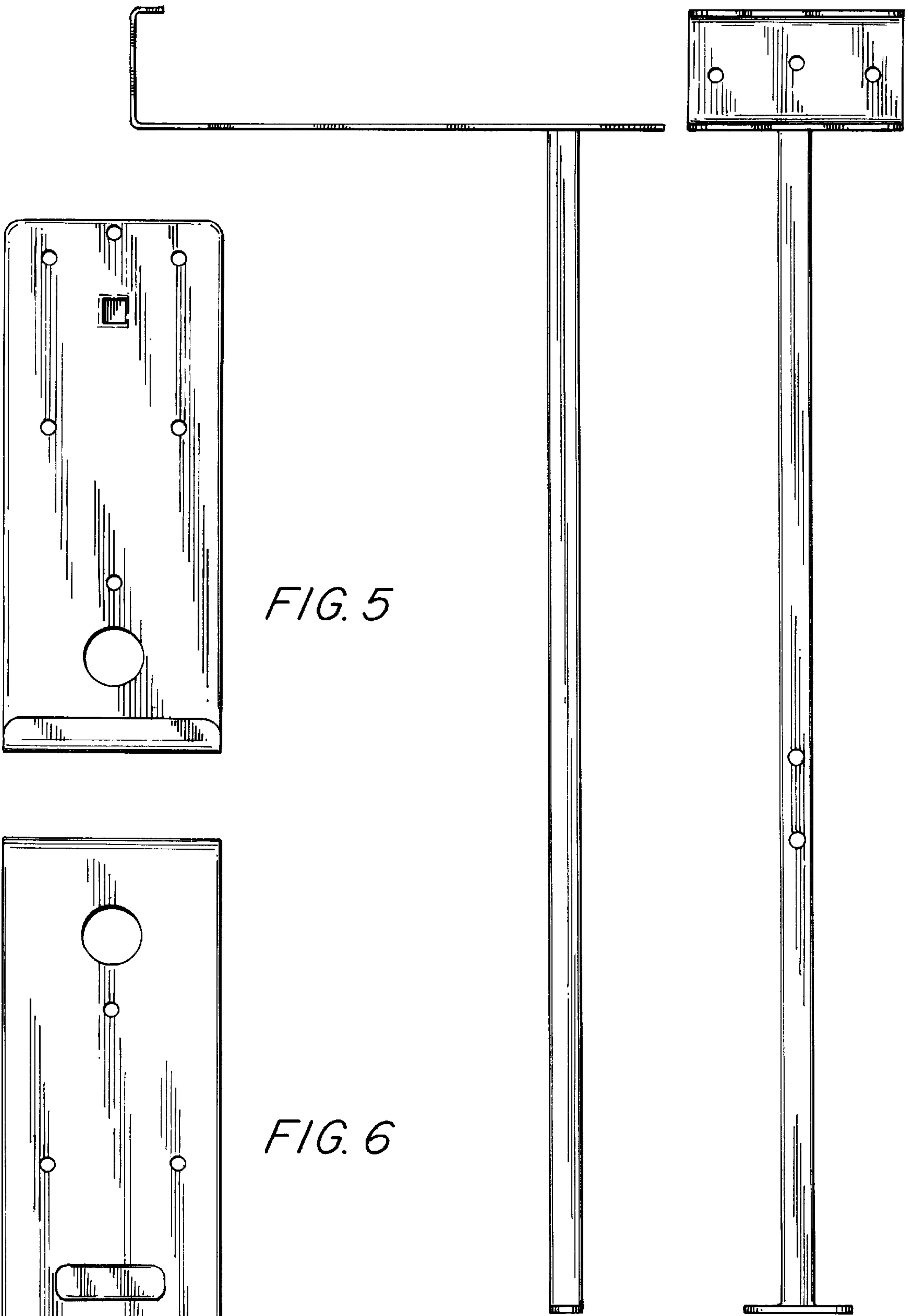


FIG. 5

FIG. 6

FIG. 3

FIG. 4