



US00D424621S

# United States Patent [19]

Mandokoro et al.

[11] Patent Number: **Des. 424,621**

[45] Date of Patent: **\*\* May 9, 2000**

[54] SHEET STAND

[75] Inventors: **Kenjiro Mandokoro; Yoko Mandokoro**, both of Tokyo, Japan

[73] Assignee: **Daishin Kohsan Co., Ltd.**, Tokyo, Japan

[\*\*] Term: **14 Years**

[21] Appl. No.: **29/100,238**

[22] Filed: **Feb. 8, 1999**

### [30] Foreign Application Priority Data

Aug. 7, 1998 [JP] Japan ..... 10-22735

[51] LOC (7) Cl. .... **19-02**

[52] U.S. Cl. .... **D19/90; D19/91**

[58] Field of Search ..... D6/300, 310; D19/34.1, D19/35, 36, 52, 65, 75, 86, 90, 91, 95, 99, 100; 248/441.1, 451, 453, 454, 466, 469, 473; 211/50, 51; 281/45; 402/503; 40/124.01

### [56] References Cited

#### U.S. PATENT DOCUMENTS

D. 141,150 5/1945 Poschin ..... D19/34.1

D. 332,801	1/1993	Peersmann .....	D19/75
D. 399,876	10/1998	Westman .....	D19/91
D. 401,968	12/1998	Suzuki .....	D19/65
1,681,586	8/1928	Kessler .....	248/473
2,501,402	3/1950	McGuire .....	211/51
3,591,013	7/1971	Herrmann .....	211/50
5,842,721	12/1998	Kawabe .....	281/45

*Primary Examiner*—Martie K. Holtje  
*Attorney, Agent, or Firm*—Arent Fox Kintner Plotkin & Kahn, PLLC

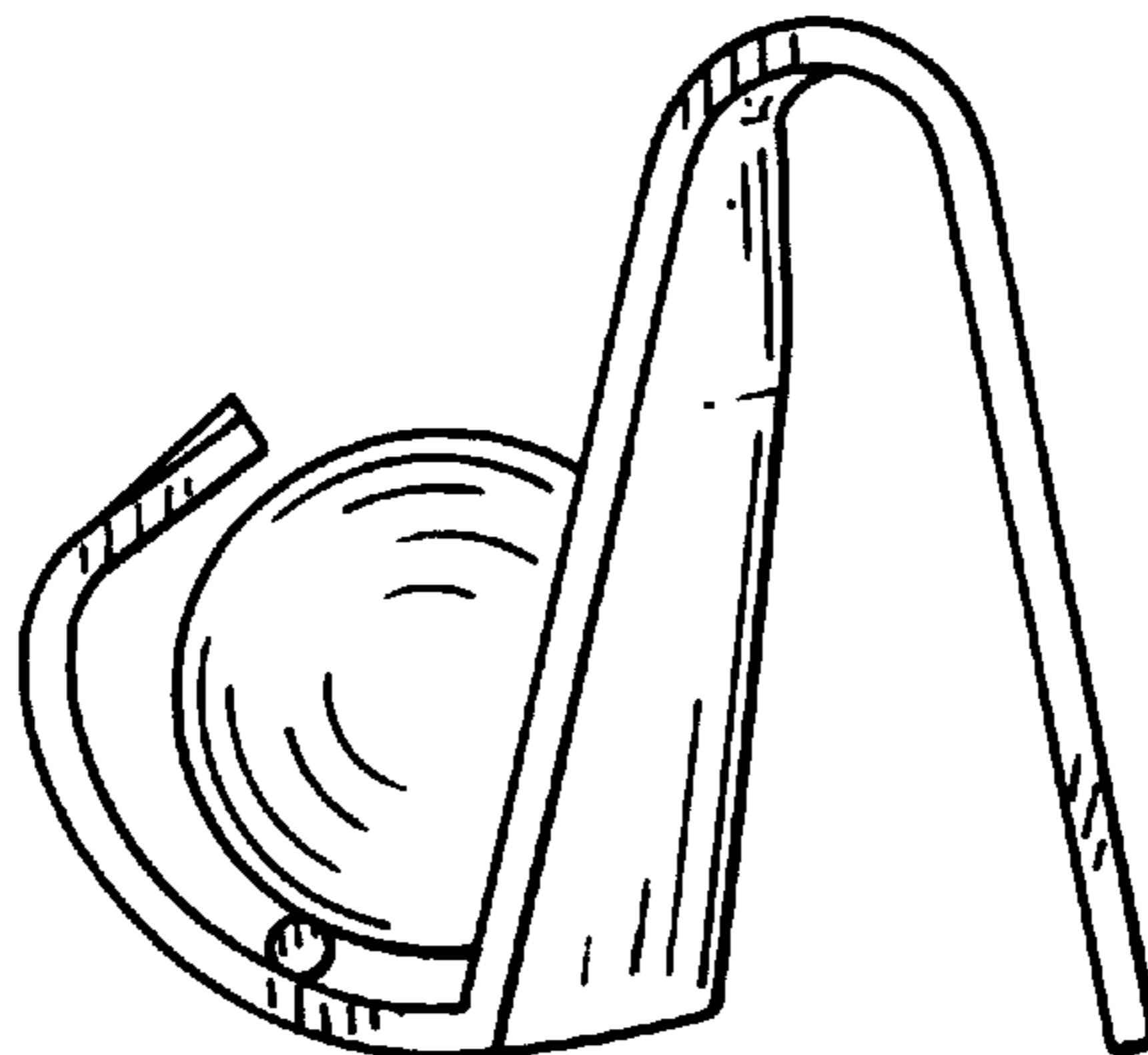

### [57] CLAIM

The ornamental design for a sheet stand, as shown and described.

### DESCRIPTION

FIG. 1 is a front view showing our new design;  
FIG. 2 is a rear view thereof;  
FIG. 3 is a right side view thereof;  
FIG. 4 is a left side view thereof,  
FIG. 5 is a top plan view thereof; and,  
FIG. 6 is a bottom view thereof.

**1 Claim, 3 Drawing Sheets**






Fig. 1




Fig. 2

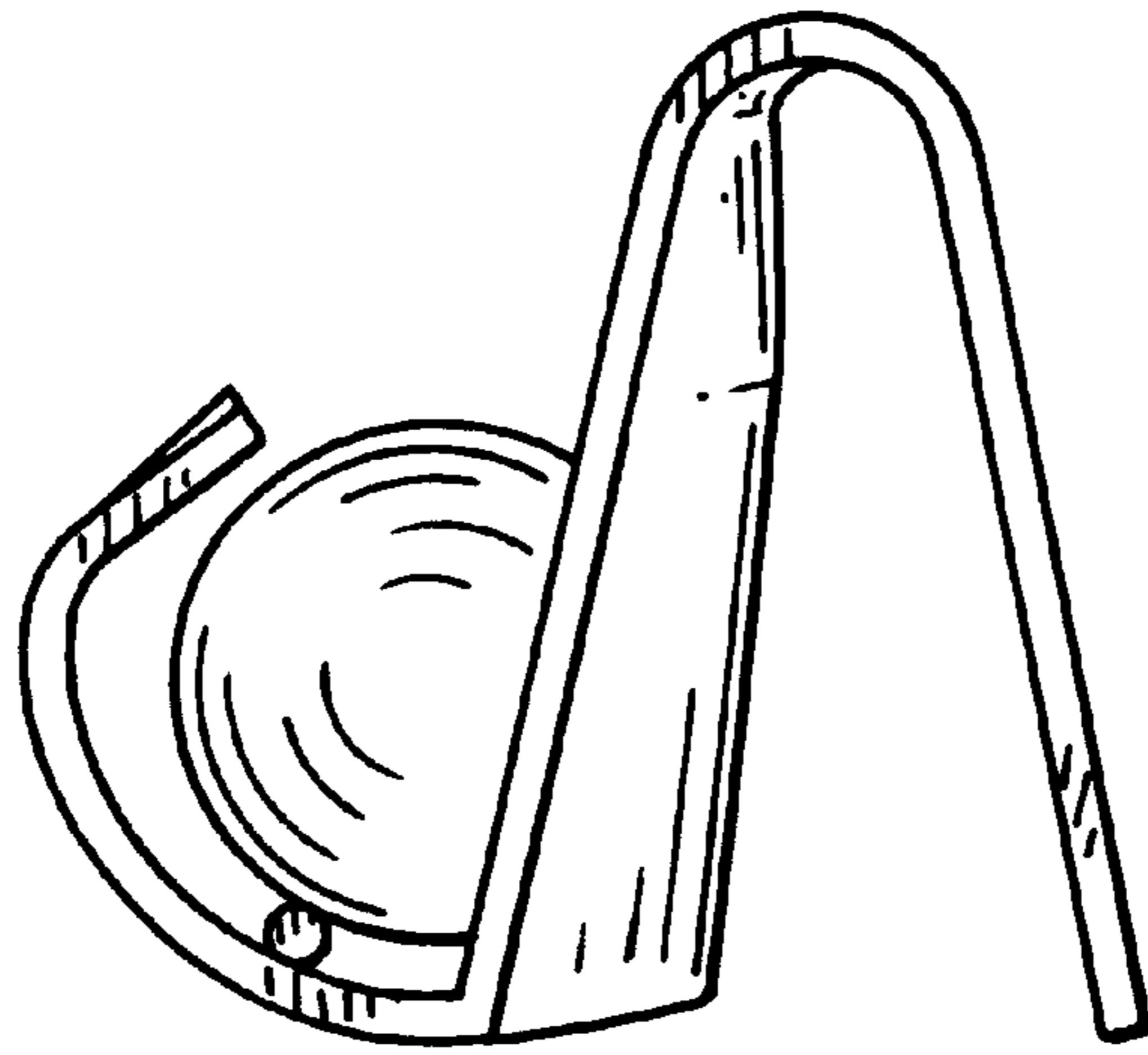


Fig. 3

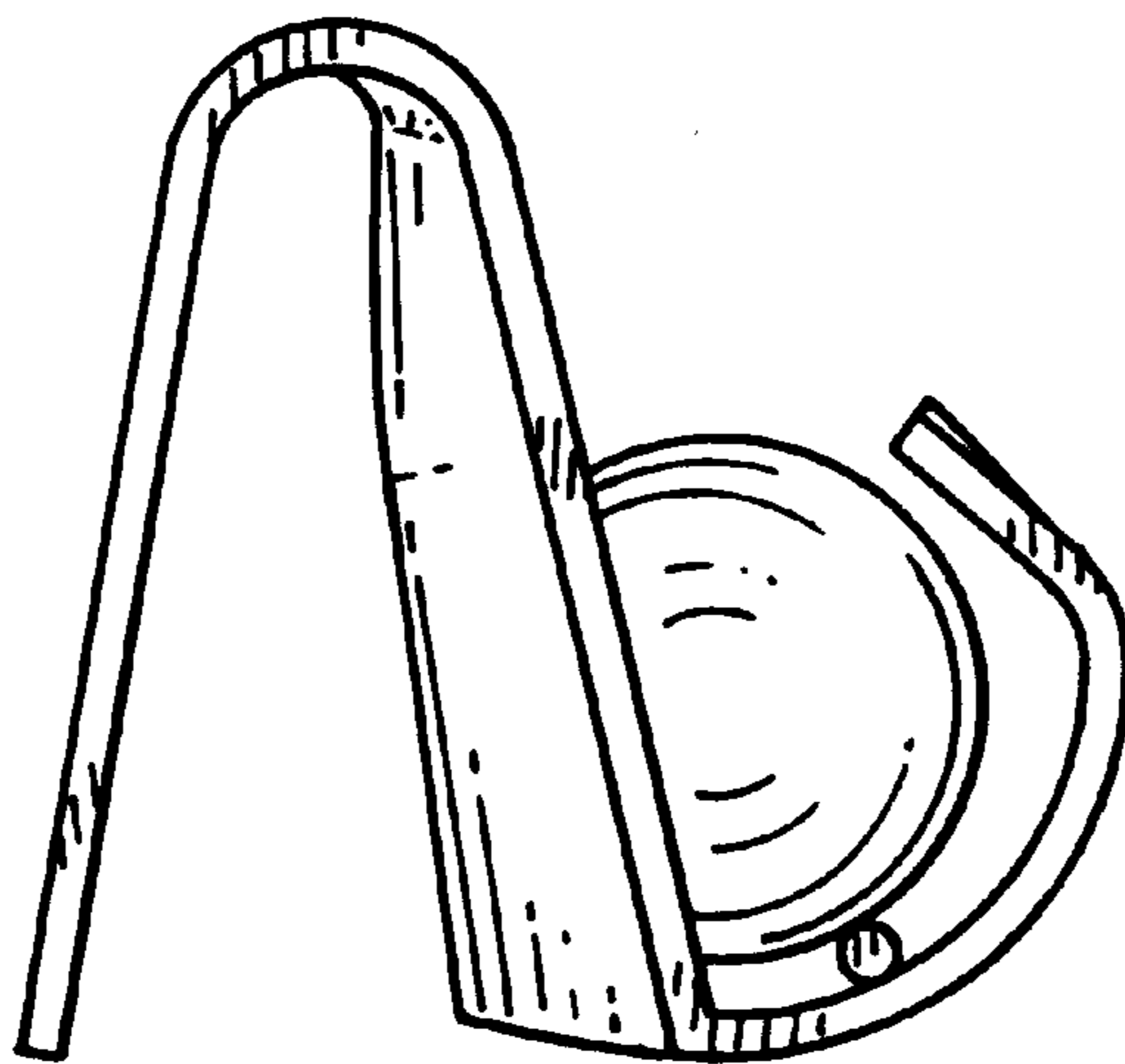


Fig. 4

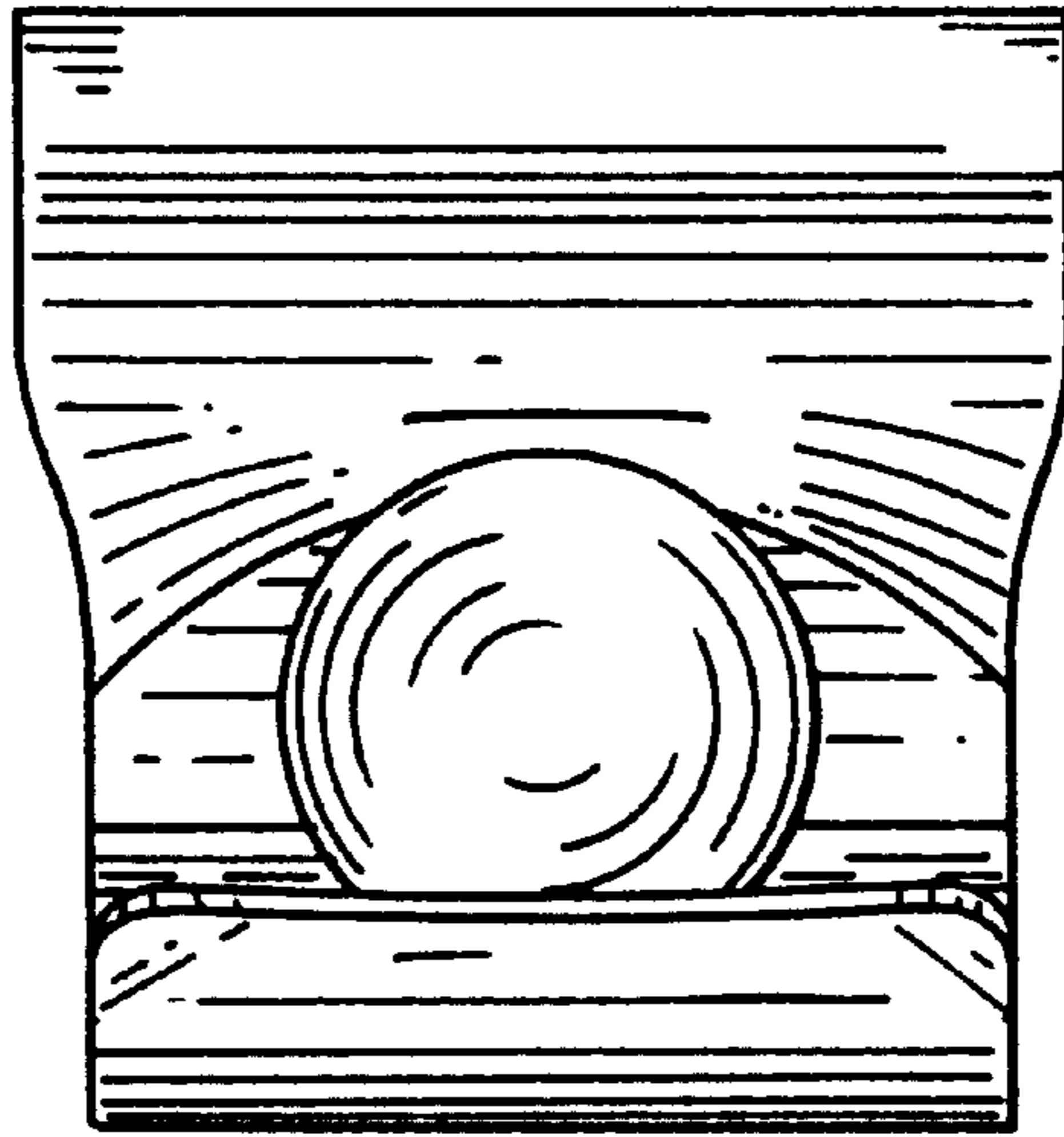


Fig. 5




Fig. 6