



US00D424613S

# United States Patent [19] Chiang

[11] **Patent Number: Des. 424,613**

[45] **Date of Patent: \*\* May 9, 2000**

[54] **ENGRAVING PEN** 3,384,965 5/1968 Sicking ..... 33/18.1  
 3,564,713 2/1971 Davis ..... 30/164.9  
 3,760,660 9/1973 Van Arnam et al. .... 81/9.2  
 5,208,987 5/1993 Christen ..... 33/18.1

[76] **Inventor: Vance Chiang, P.O. Box 63-150,  
Taichung City, Taiwan**

[\*\*] **Term: 14 Years**

[21] **Appl. No.: 29/090,920**

[22] **Filed: Jul. 20, 1998**

[51] **LOC (7) Cl. .... 18-02**

[52] **U.S. Cl. .... D18/57; D8/61**

[58] **Field of Search ..... D18/57, 99; D8/99,  
D8/499, 61; 30/164.9; 33/18.1; 81/9.2;  
D15/199; 101/156**

*Primary Examiner—Louis S. Zarfes*  
*Assistant Examiner—Gerry Andoll*

### [57] CLAIM

I claim the ornamental appearance for an engraving pen, as shown.

### DESCRIPTION

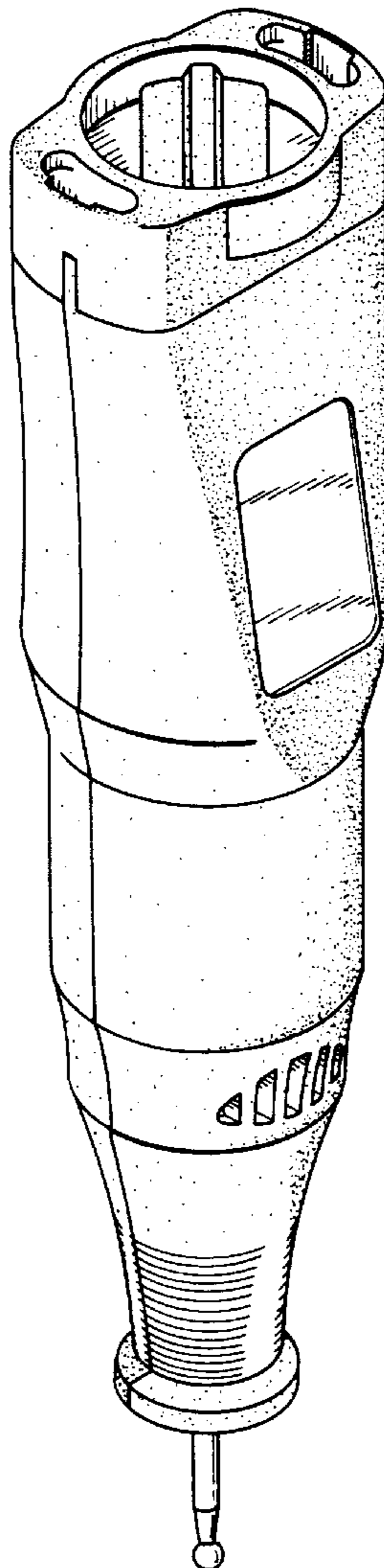
FIG. 1 is a front perspective view of an engraving pen showing my new design;  
 FIG. 2 is a front elevational view;  
 FIG. 3 is a rear elevational view;  
 FIG. 4 is a left side elevational view;  
 FIG. 5 is a right side elevational view;  
 FIG. 6 is a top plan view; and,  
 FIG. 7 is a bottom plan view thereof.

### [56] References Cited

#### U.S. PATENT DOCUMENTS

D. 322,479 12/1991 Miyaguchi ..... D8/61  
 D. 343,560 1/1994 Mccambridge ..... D8/61  
 D. 409,466 5/1999 Bowser ..... D8/61  
 D. 410,829 6/1999 Heun ..... D8/61  
 2,467,083 4/1949 Francis, Jr. .... 81/9.2

**1 Claim, 3 Drawing Sheets**



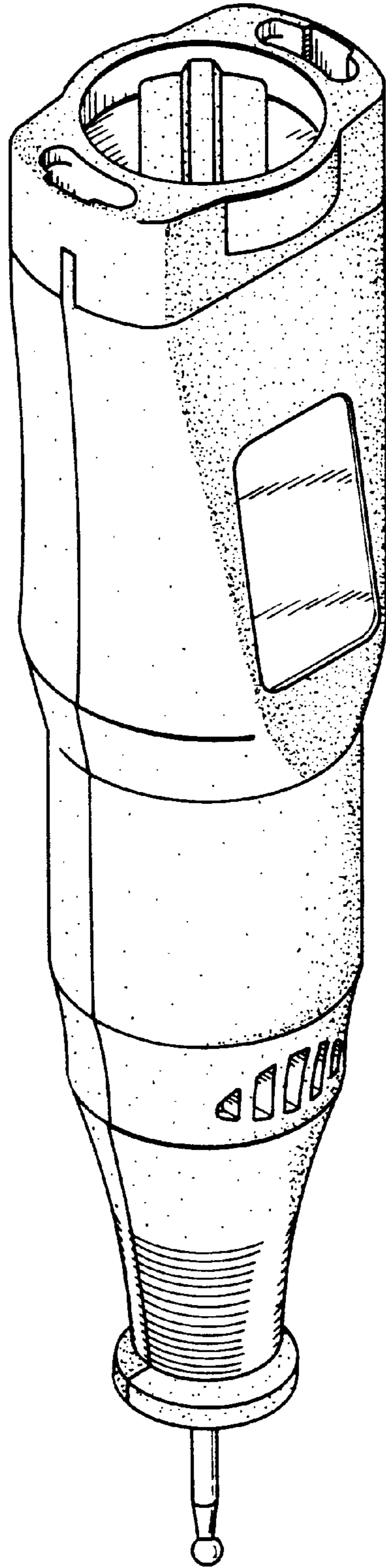


FIG. 1

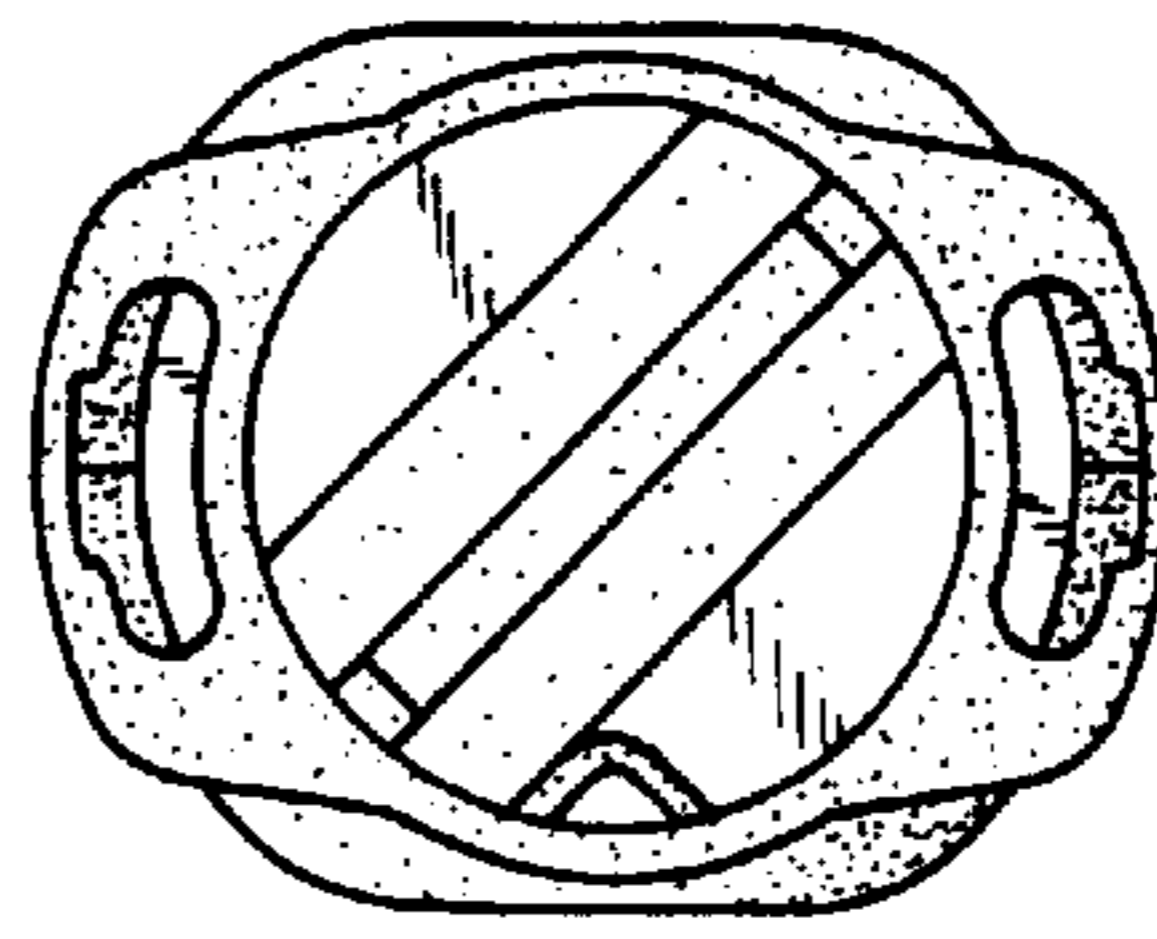


FIG. 6




FIG. 4

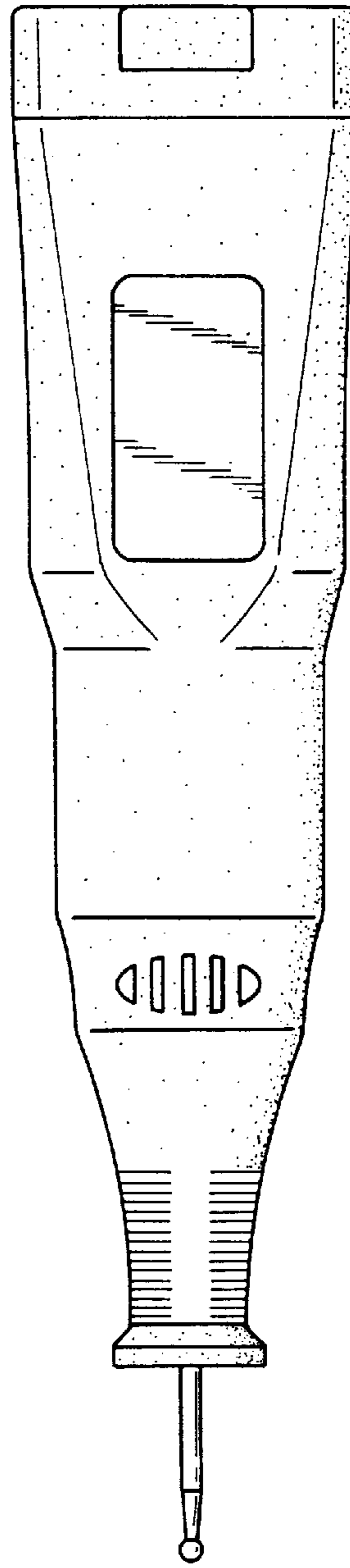


FIG. 2




FIG. 5

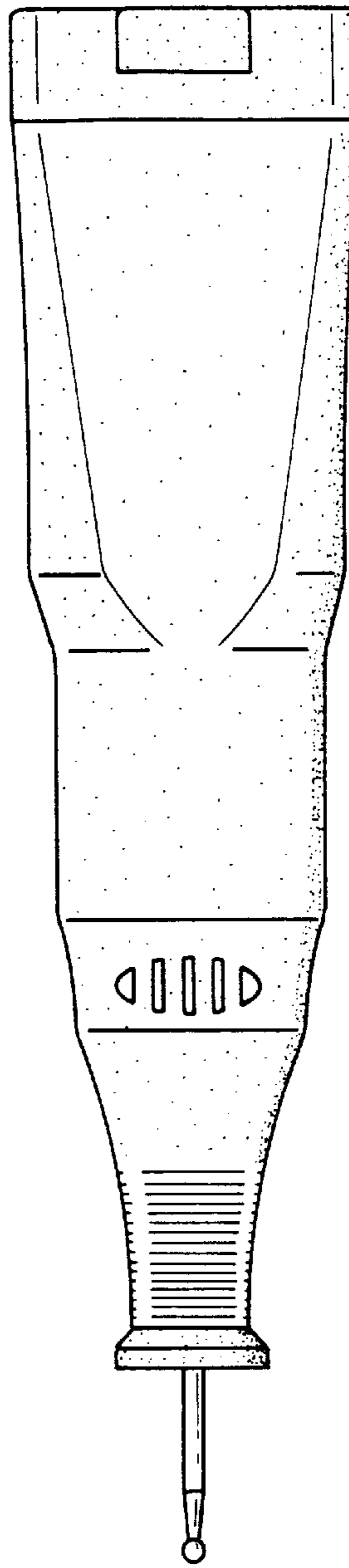


FIG. 3

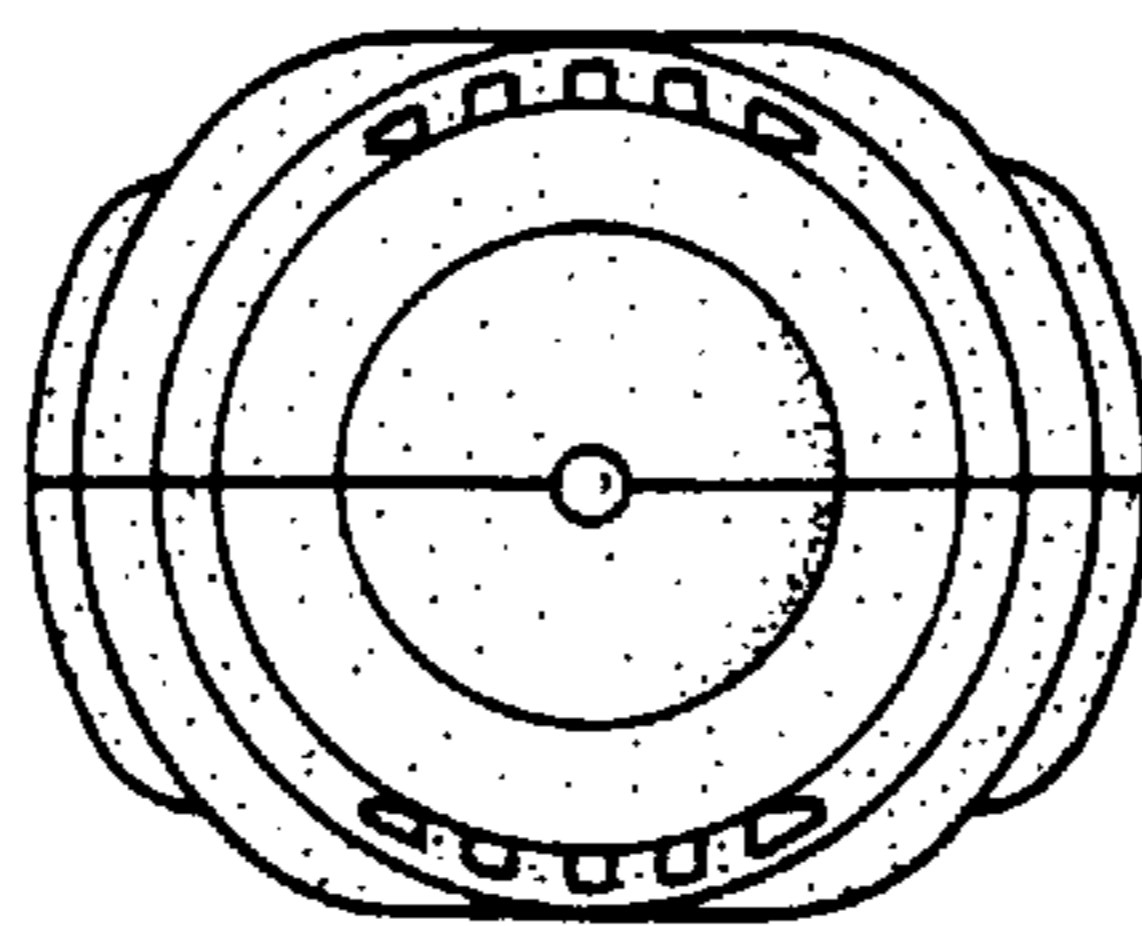


FIG. 7