



US00D424609S

United States Patent [19]

[11] Patent Number: **Des. 424,609**

Inoue et al.

[45] Date of Patent: **** May 9, 2000**

[54] **COMPUTER PRINTER**

[75] Inventors: **Manabu Inoue; Masataka Isomoto,**
both of Yokohama, Japan

[73] Assignee: **Canon Kabushiki Kaisha,** Tokyo,
Japan

[**] Term: **14 Years**

[21] Appl. No.: **29/102,888**

[22] Filed: **Apr. 1, 1999**

[30] **Foreign Application Priority Data**

Oct. 5, 1998 [JP] Japan 10-028547

[51] **LOC (7) Cl.** **14-02**

[52] **U.S. Cl.** **D18/54**

[58] **Field of Search** D18/50, 54-55,
D18/36-37; 400/613, 613.1-613.4, 691-694,
690.1-690.4

[56] **References Cited**

U.S. PATENT DOCUMENTS

D. 343,637	1/1994	Umino et al.	D18/55
D. 344,754	3/1994	Parsey	D18/55
D. 349,922	8/1994	Tashiro	D18/50
D. 352,056	11/1994	Kawashima et al.	D18/50
D. 366,900	2/1996	Pangburn et al.	D18/50
D. 369,180	4/1996	Fukaya et al.	D18/50
D. 370,026	5/1996	McGlashan	D18/55
D. 370,495	6/1996	Inoue et al.	D18/50
D. 370,496	6/1996	Inoue et al.	D18/50
D. 371,158	6/1996	Yoshida	D18/50

D. 373,595	9/1996	Askren et al.	D18/50
D. 378,100	2/1997	Sekine	D18/54
D. 382,256	8/1997	Lin	D18/50
D. 384,969	10/1997	Inoue et al.	D18/54
D. 388,405	12/1997	Lin	D18/50
D. 390,593	2/1998	Inoue	D18/54
D. 390,594	2/1998	Sekine	D18/54
D. 390,595	2/1998	Sekine	D18/54
D. 390,597	2/1998	Igarashi et al.	D18/55
D. 391,929	3/1998	Inoue .	
D. 394,645	5/1998	Inoue .	
D. 401,965	12/1998	Pangburn	D18/55
D. 411,228	6/1999	Kobayashi et al.	D18/50
D. 414,508	9/1999	Pangburn	D18/55
D. 414,799	10/1999	Cook et al.	D18/55

Primary Examiner—Cathy Anne MacCormac
Attorney, Agent, or Firm—Fitzpatrick, Cella, Harper & Scinto

[57] **CLAIM**

The ornamental design for a computer printer, as shown and described.

DESCRIPTION

FIG. 1 is a front view of a computer printer showing our new design;
FIG. 2 is a rear view thereof;
FIG. 3 is a top plan view thereof;
FIG. 4 is a bottom plan view thereof;
FIG. 5 is a left side view thereof;
FIG. 6 is a right side view thereof; and,
FIG. 7 is a perspective view thereof.

1 Claim, 4 Drawing Sheets

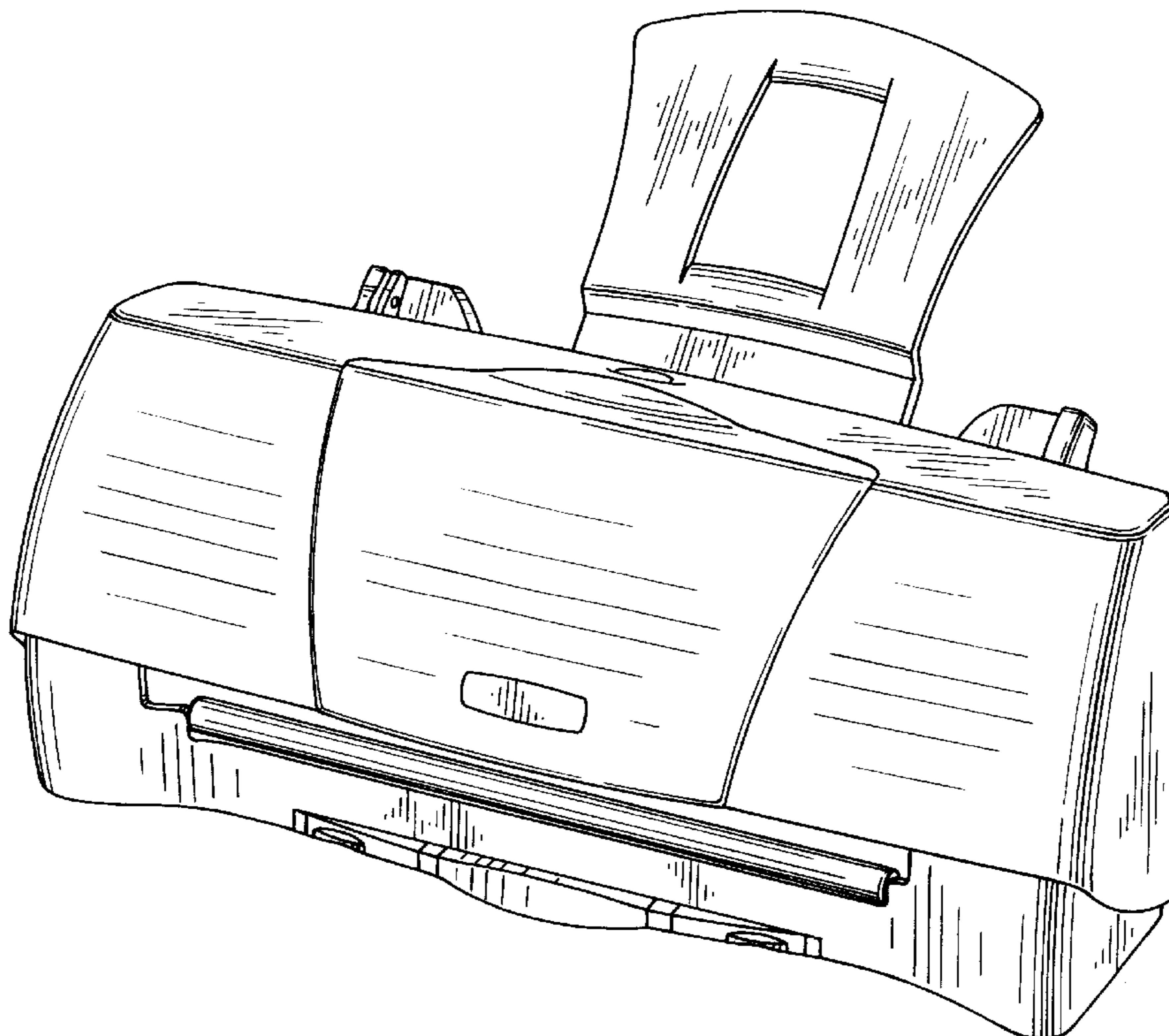


FIG. 1




FIG. 2

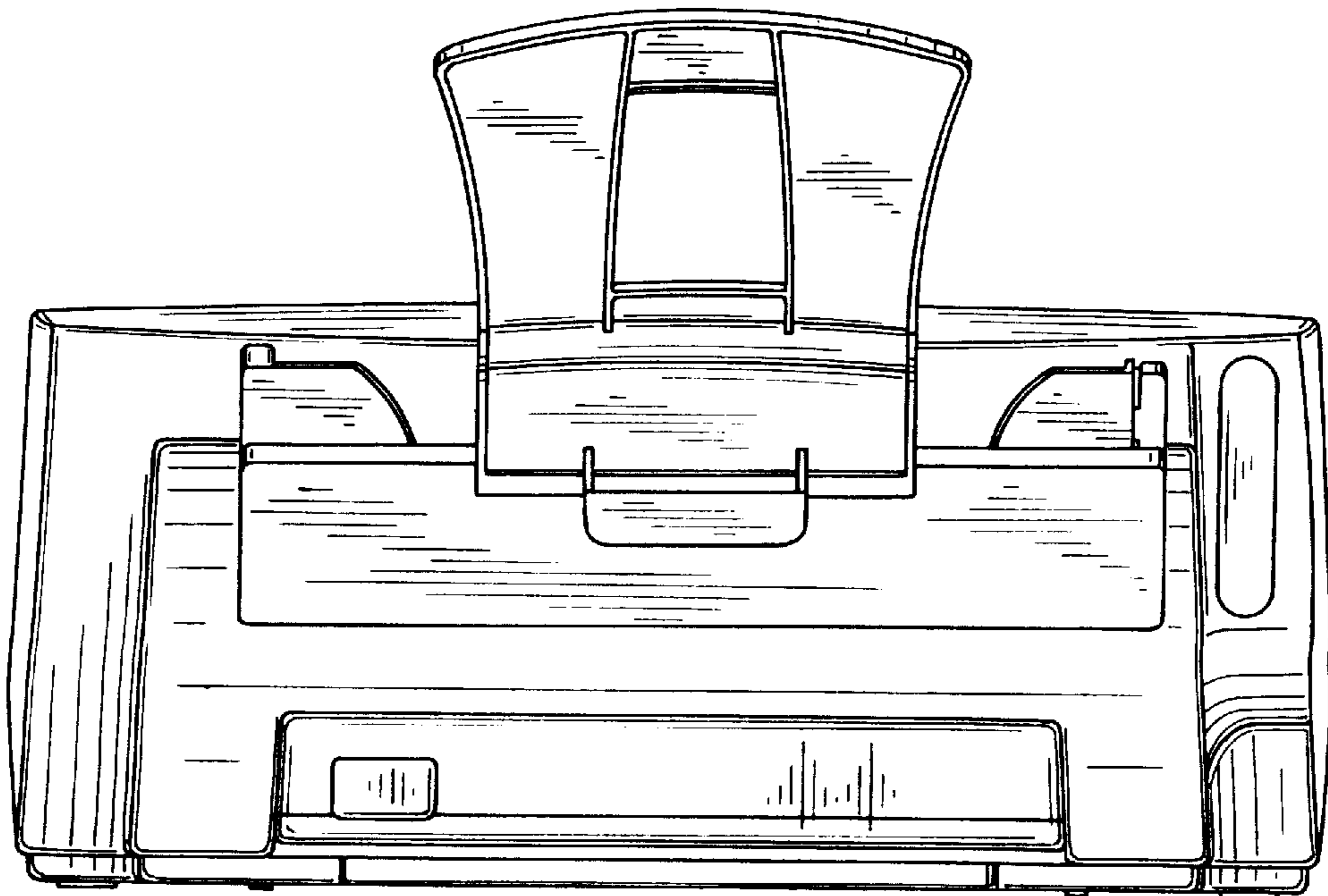


FIG. 3

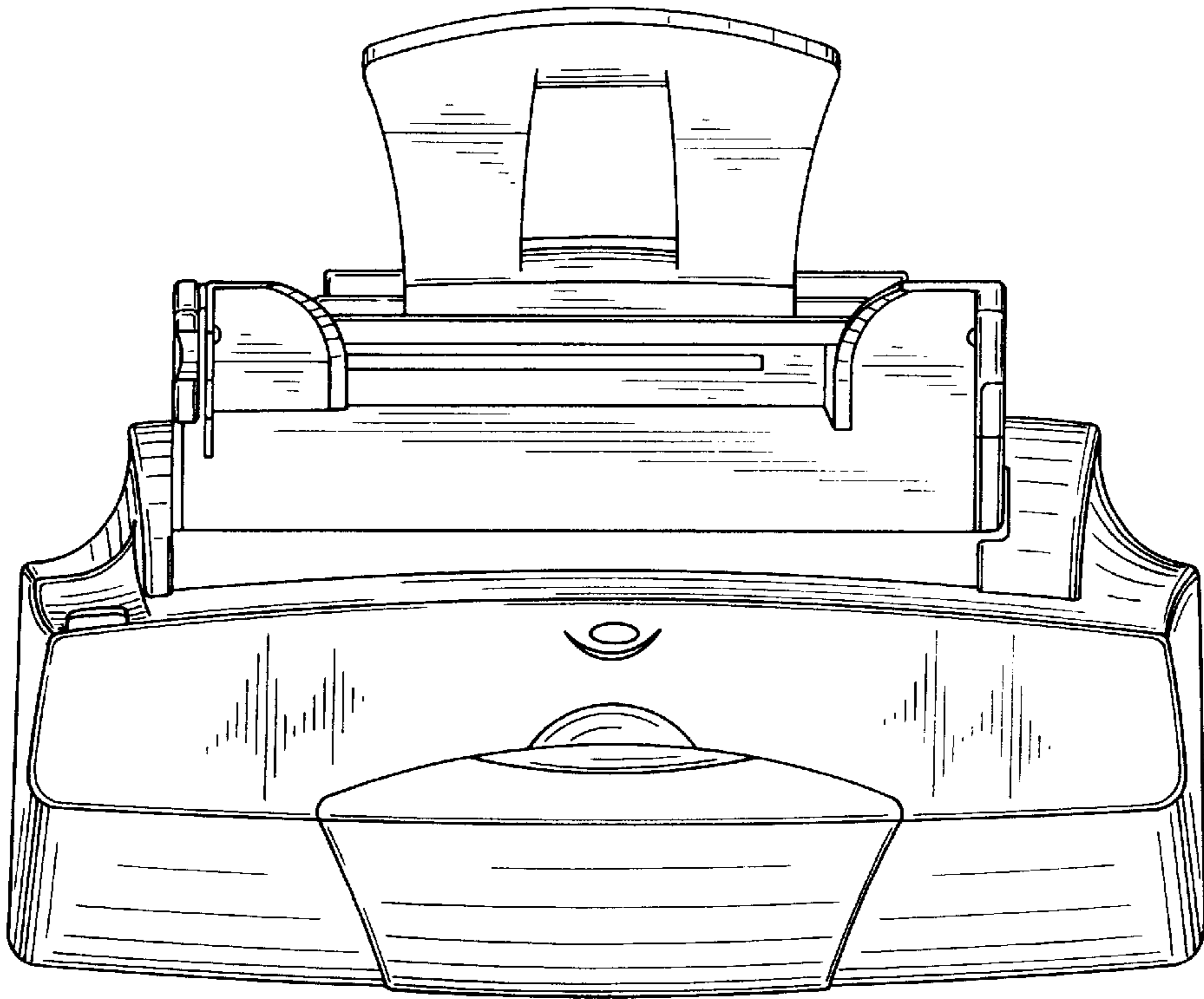


FIG. 4

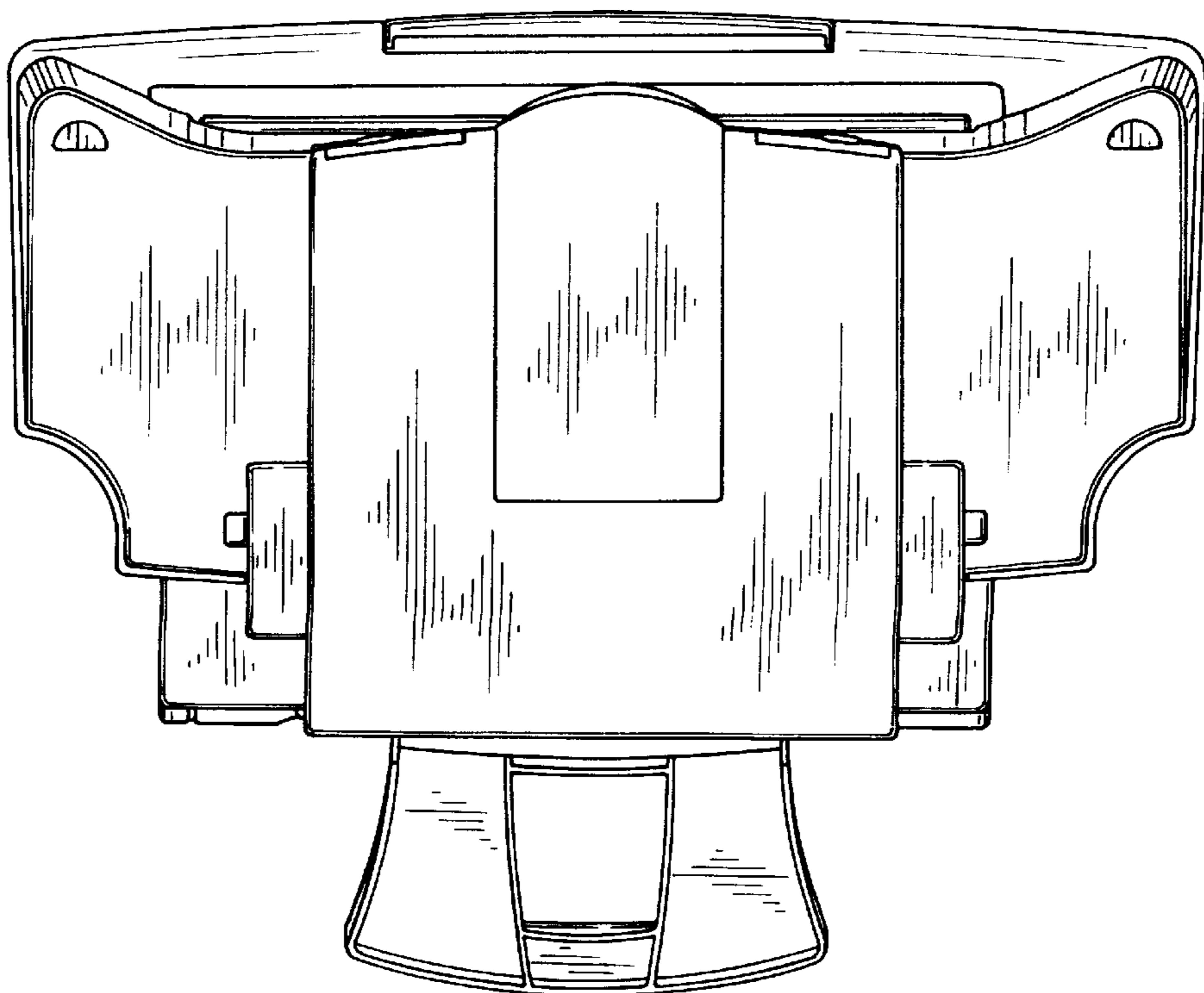


FIG. 5

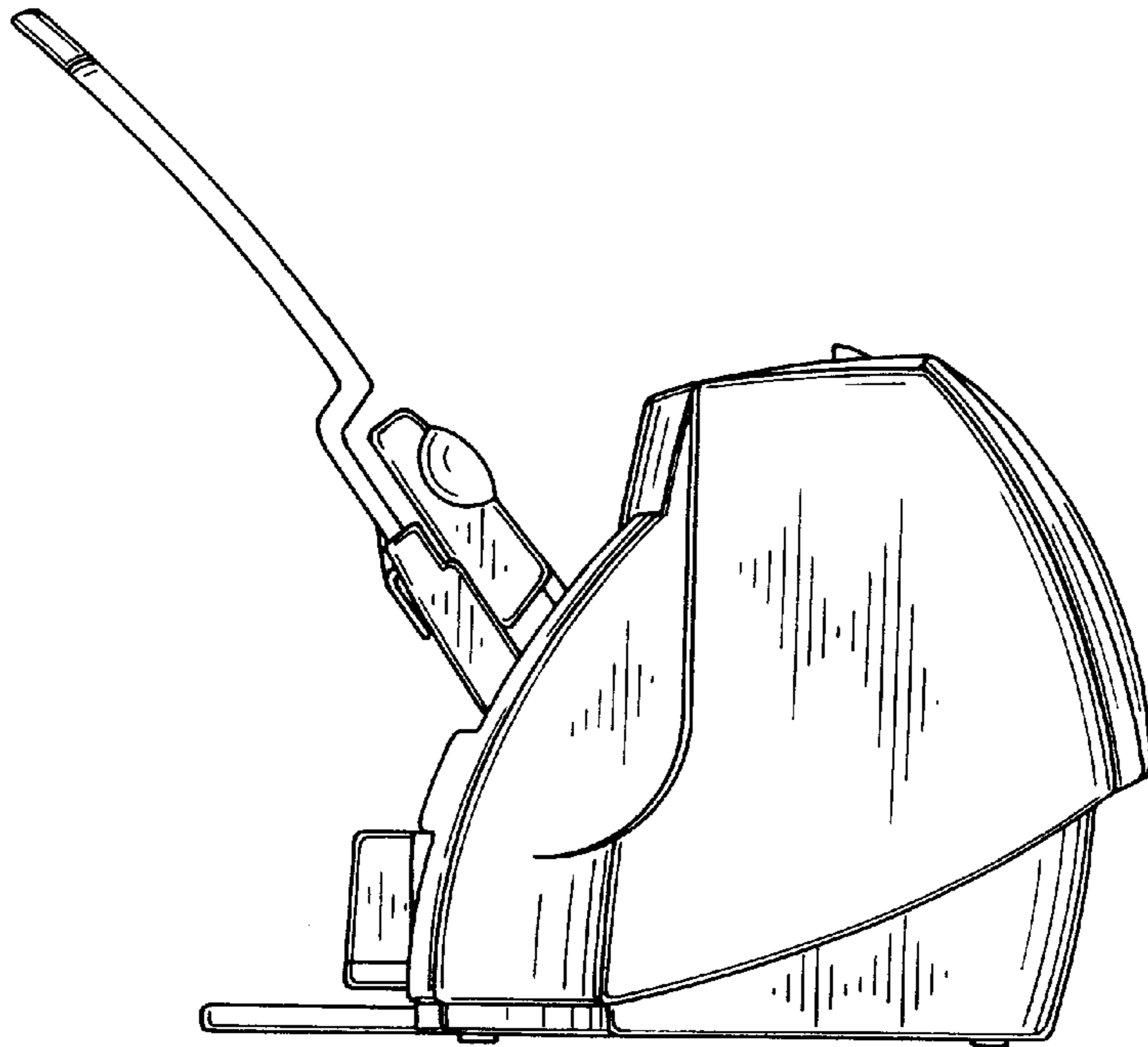


FIG. 6

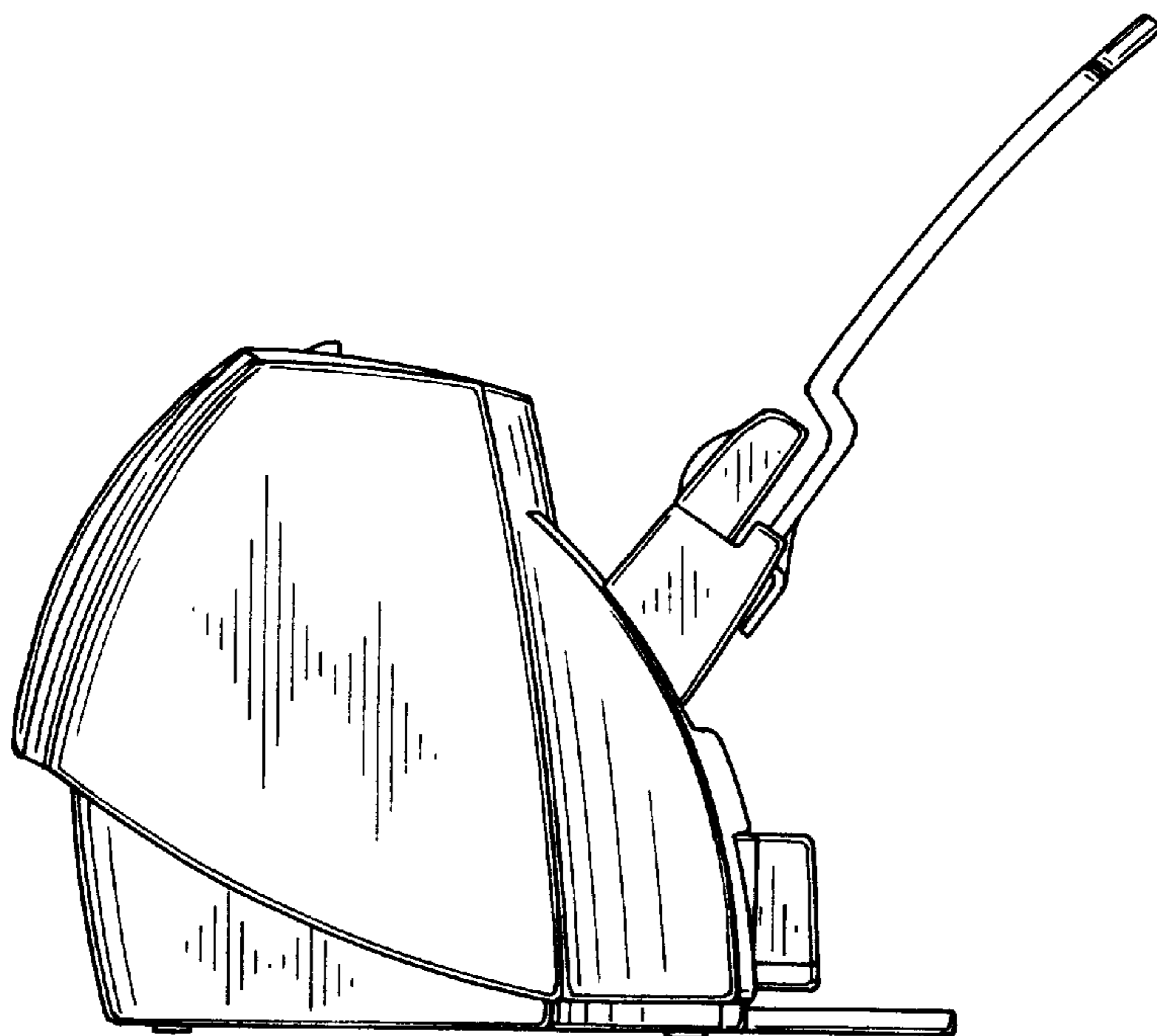


FIG. 7

