



US00D424608S

United States Patent [19]

[11] **Patent Number: Des. 424,608**

Yorifuji et al.

[45] **Date of Patent: ** May 9, 2000**

[54] **PHOTOSENSITIVE DRUM CASING FOR AN ELECTRONIC COPYING MACHINE**

5,602,623 2/1997 Nishibata et al. 399/111
5,774,766 6/1998 Karakama et al. 399/111
5,825,472 10/1998 Araki et al. 399/117

[75] Inventors: **Takao Yorifuji; Noriki Ono**, both of Higashiyamato; **Moriyuki Kouroku**, Higashimurayama, all of Japan

Primary Examiner—Caron D. Veynar
Attorney, Agent, or Firm—Frishauf, Holtz, Goodman, Langer & Chick, P.C.

[73] Assignees: **Casio Computer Co., Ltd.; Casio Electronics Manufacturing Co., Ltd.**, both of Tokyo, Japan

[57] CLAIM

[**] Term: **14 Years**

The ornamental design for a photosensitive drum casing for an electronic copying machine, as shown.

[21] Appl. No.: **29/085,155**

DESCRIPTION

[22] Filed: **Mar. 18, 1998**

FIG. 1 is a front elevational view of a photosensitive drum casing for an electronic copying machine, showing our new design;

[51] **LOC (7) Cl.** **16-03**

[52] **U.S. Cl.** **D18/40**

FIG. 2 is a top plan view thereof;

[58] **Field of Search** D18/40, 43, 56;

355/1, 55; 399/59, 71, 74, 103, 110-112,

114, 116, 117, 119, 222, 227, 256, 258,

259, 299, 303, 358

FIG. 3 is a right side elevational view thereof;

FIG. 4 is a bottom plan view thereof;

FIG. 5 is a rear elevational view thereof; and,


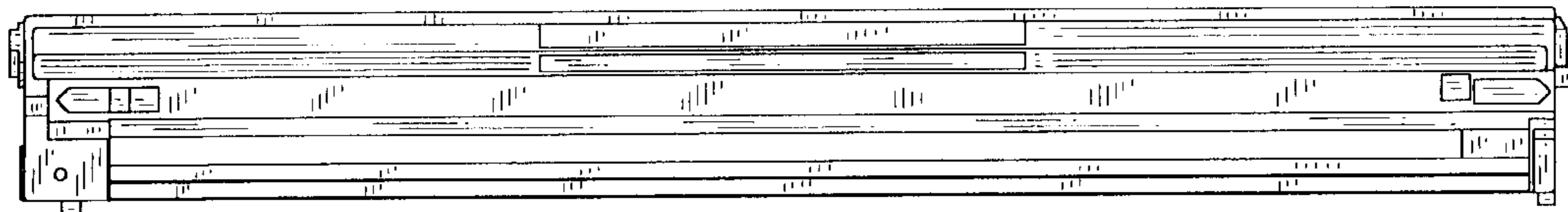
FIG. 6 is a left side elevational view thereof.

[56] References Cited

U.S. PATENT DOCUMENTS

5,452,056 9/1995 Nomura et al. 399/111

1 Claim, 1 Drawing Sheet



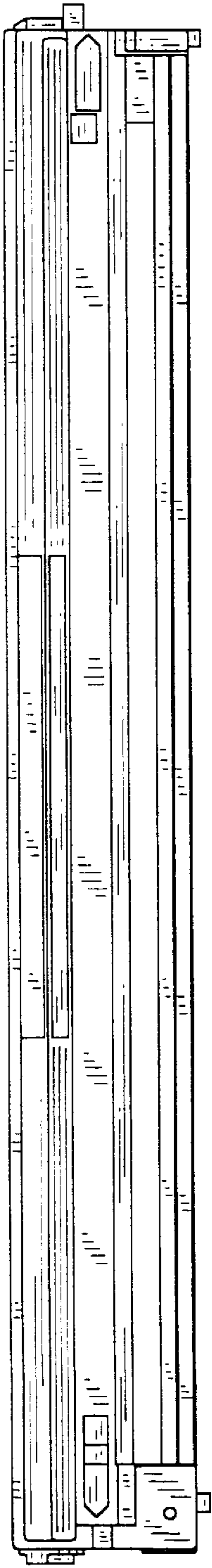


Fig. 2

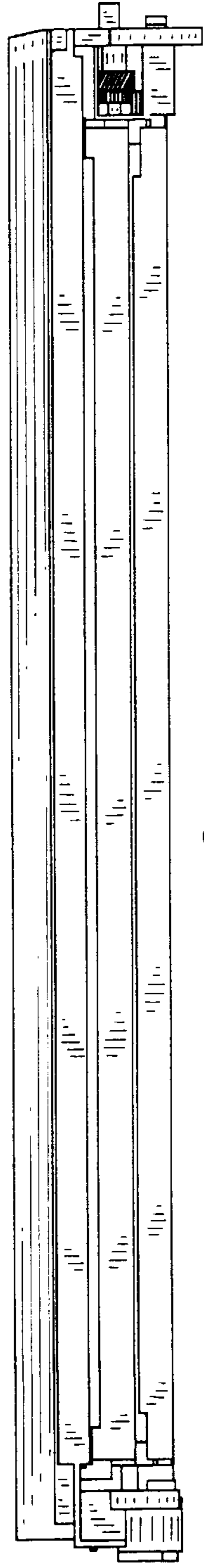


Fig. 1

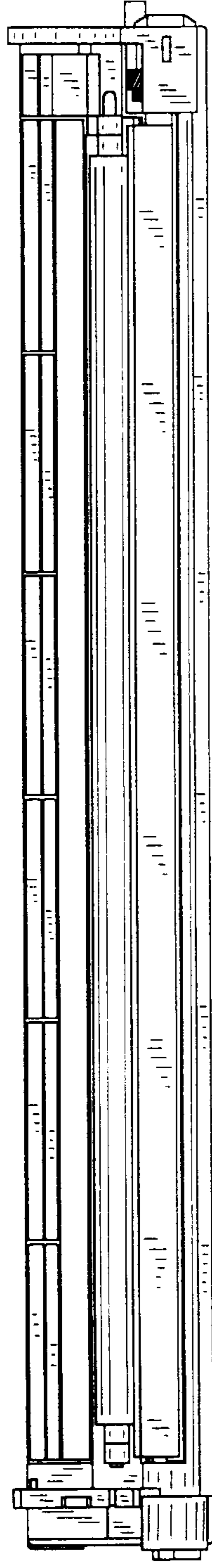


Fig. 4

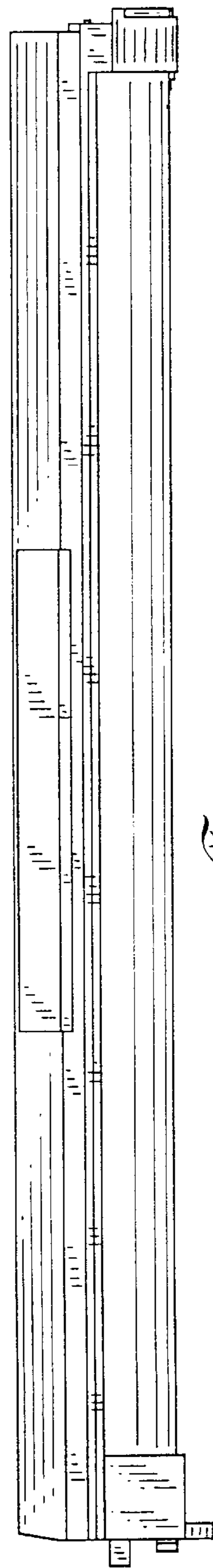


Fig. 5




Fig. 3

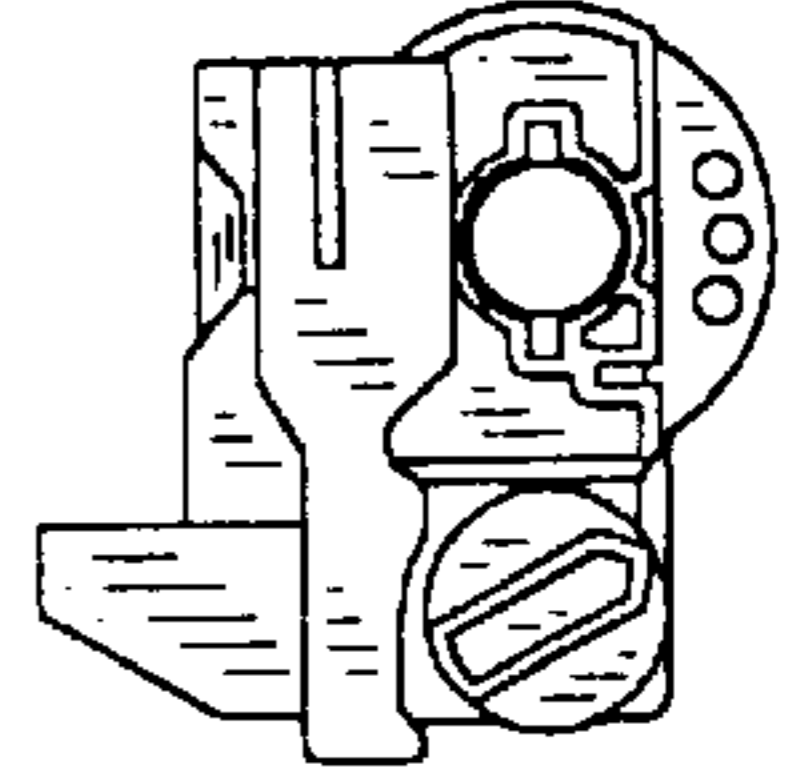


Fig. 6