



US00D424597S

United States Patent [19]
Conway

[11] **Patent Number: Des. 424,597**

[45] **Date of Patent: ** May 9, 2000**

[54] **EYEWEAR**

[75] Inventor: **Simon M. Conway**, Lima, N.Y.

[73] Assignee: **Bausch & Lomb Incorporation**,
Rochester, N.Y.

[**] Term: **14 Years**

[21] Appl. No.: **29/101,392**

[22] Filed: **Mar. 3, 1999**

4,022,524	5/1977	Florio	351/83
4,196,982	4/1980	Watkins	351/86
5,137,242	8/1992	Reath	248/309.1
5,270,743	12/1993	Hofmair	351/86
5,608,469	3/1997	Bolle	351/44

FOREIGN PATENT DOCUMENTS

DM/031667	2/1994	WIPO .
DM/034262	11/1994	WIPO .
DM/037120	9/1995	WIPO .
DM/039659	5/1996	WIPO .

OTHER PUBLICATIONS

Macy's Catalog, Jul. 1997.
 Giorgio Armani, Galses# 928, 1995.
 Macy's Catalog, p. 23, Mar. 14, 1997.
 U.S. Patent application Ser. No. 29/070154 filed May 1, 1997.
 Giorgio Armani Catalog, Eyewear #832 and #833, 1995.
 Sunglass Hut Catalog insert, 1995.
 Optician, p. 40, 9/16/88.
 Ski Magazine, p. 48, Jan. 1987.

Primary Examiner—Raphael Barkai
Attorney, Agent, or Firm—Katherine McGuire

Related U.S. Application Data

- [62] Division of application No. 29/087,577, May 6, 1998.
 [51] **LOC (7) Cl.** **16-06**
 [52] **U.S. Cl.** **D16/326**
 [58] **Field of Search** D16/101, 300-330,
 D16/335; 351/41, 44, 51, 52, 111, 158;
 2/447, 448

References Cited

U.S. PATENT DOCUMENTS

D. 204,101	3/1966	Ramp	D16/328
D. 205,419	8/1966	Griss	D57/1
D. 209,095	10/1967	Ramp	D16/328
D. 212,048	8/1968	Parker	D57/1
D. 218,953	10/1970	Maiese	D16/326
D. 301,481	6/1989	Sonthonnax	D16/102
D. 330,395	10/1992	Simioni	D21/102
D. 403,345	12/1998	Flanagan	D16/327
2,482,195	9/1949	Martin .	
2,586,546	2/1952	Longenecker .	
3,701,591	10/1972	Wichers .	
3,724,934	4/1973	Bloom	351/44
3,826,564	7/1974	Werling .	
4,013,747	3/1977	Hampel	264/73
4,017,165	4/1977	Davis	351/153


CLAIM

The ornamental design for eyewear, as shown and described.

DESCRIPTION

FIG. 1 is a front elevational view of eyewear showing my new design;
 FIG. 2 is a side elevational view thereof;
 FIG. 3 is a top plan view thereof;
 FIG. 4 is a bottom plan view thereof; and,
 FIG. 5 is a top front perspective view thereof.

1 Claim, 4 Drawing Sheets






FIG. 1

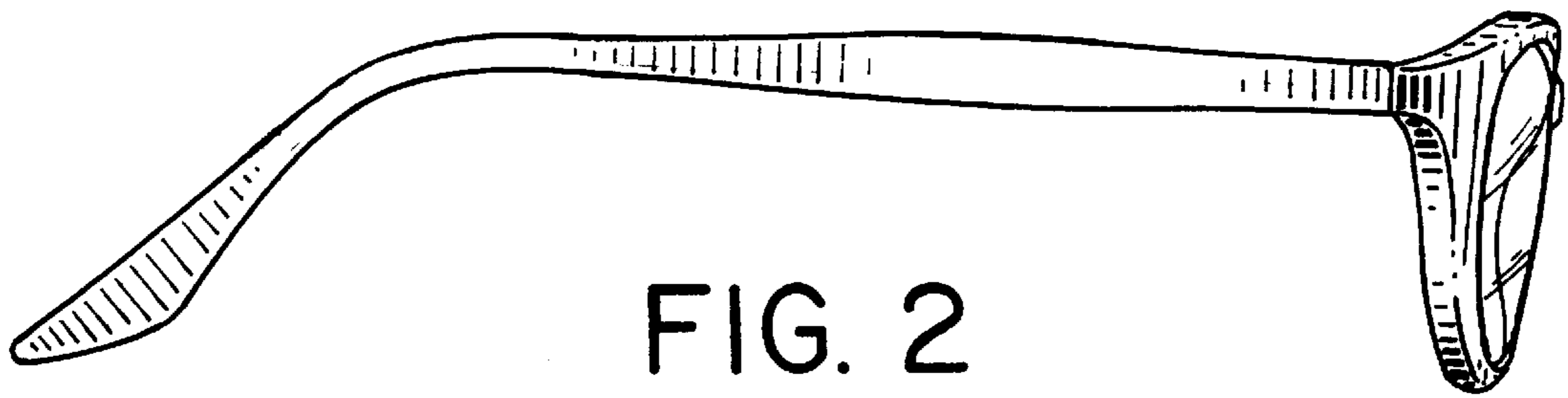


FIG. 2

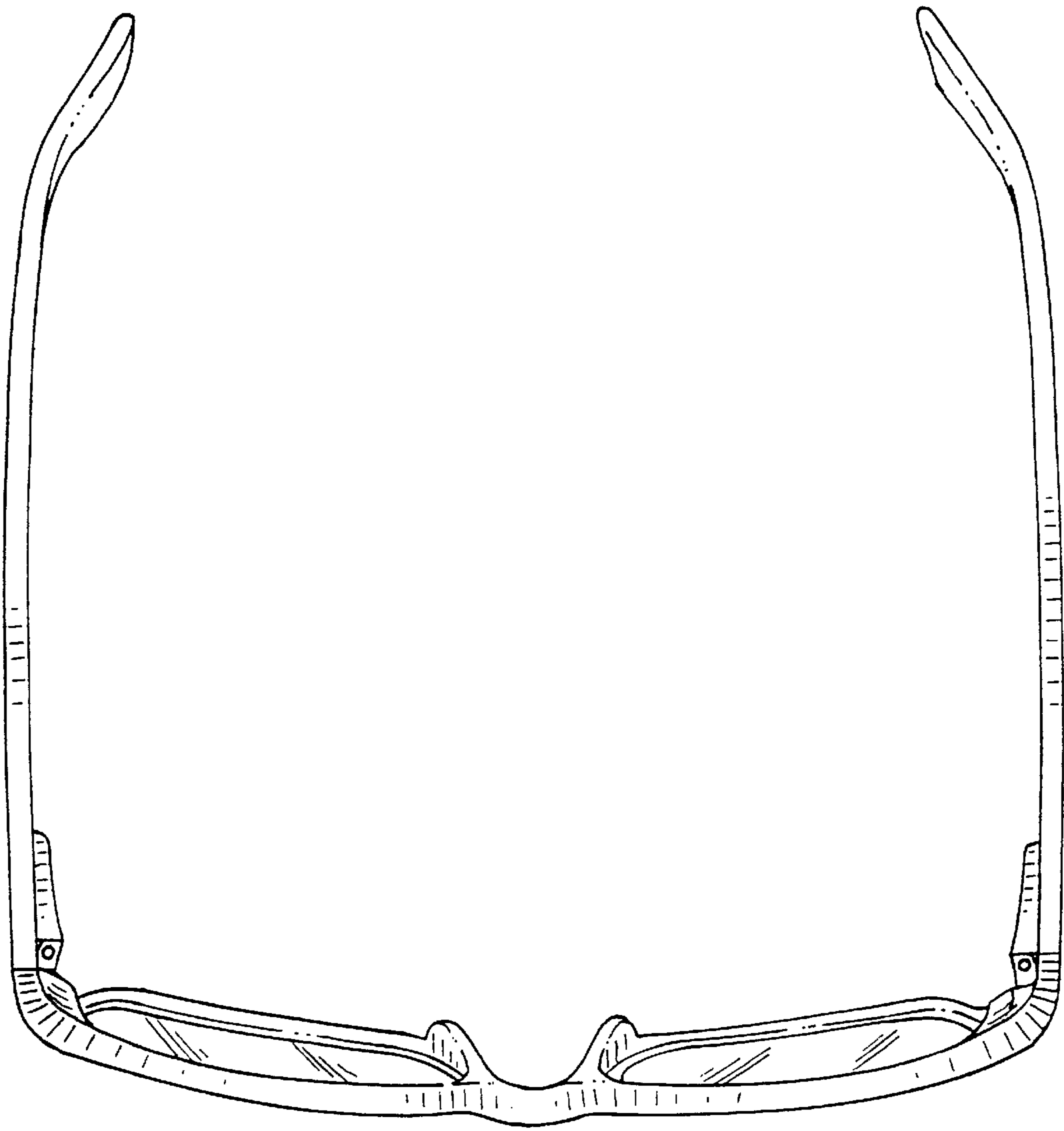


FIG. 3

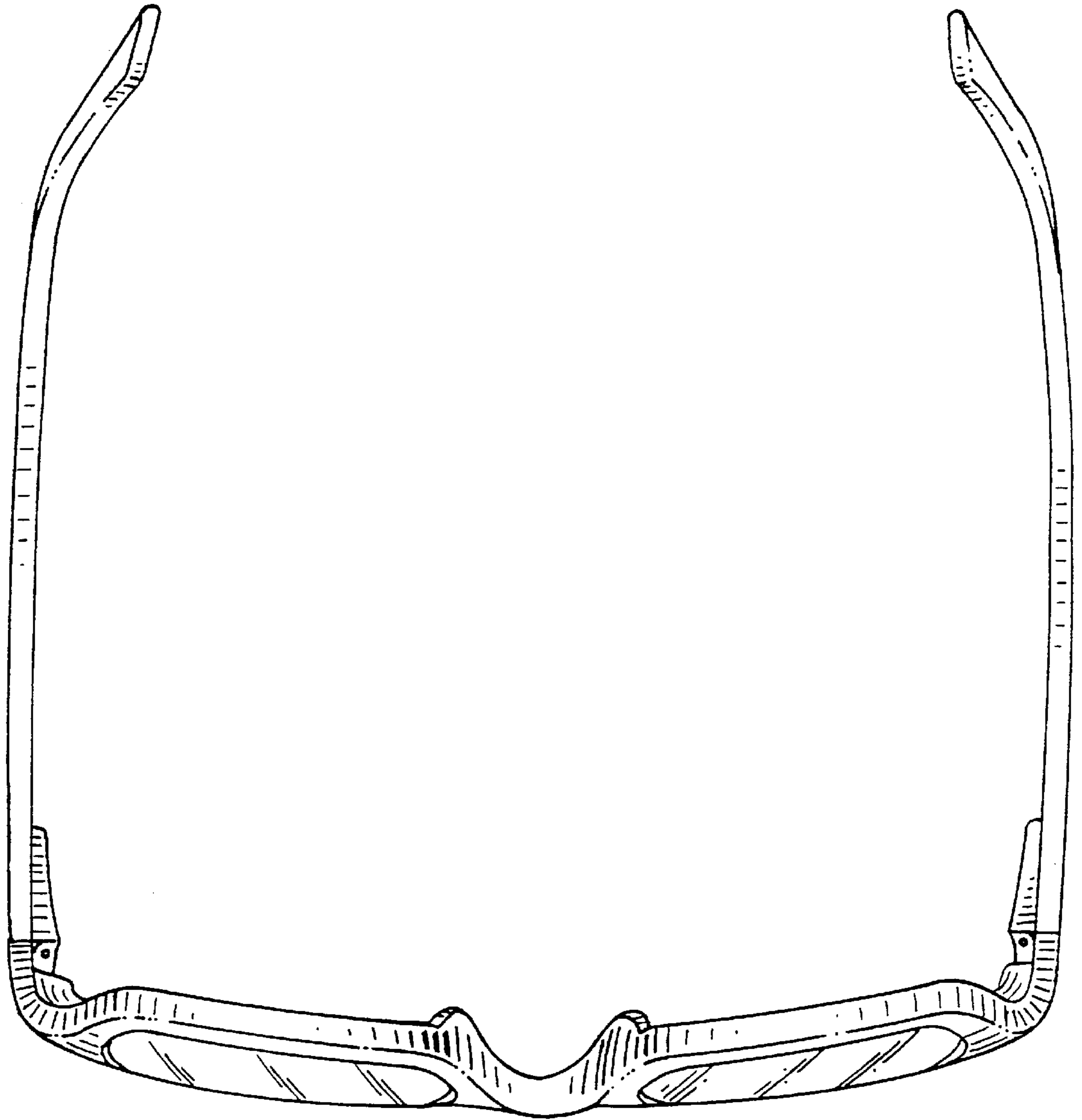


FIG. 4

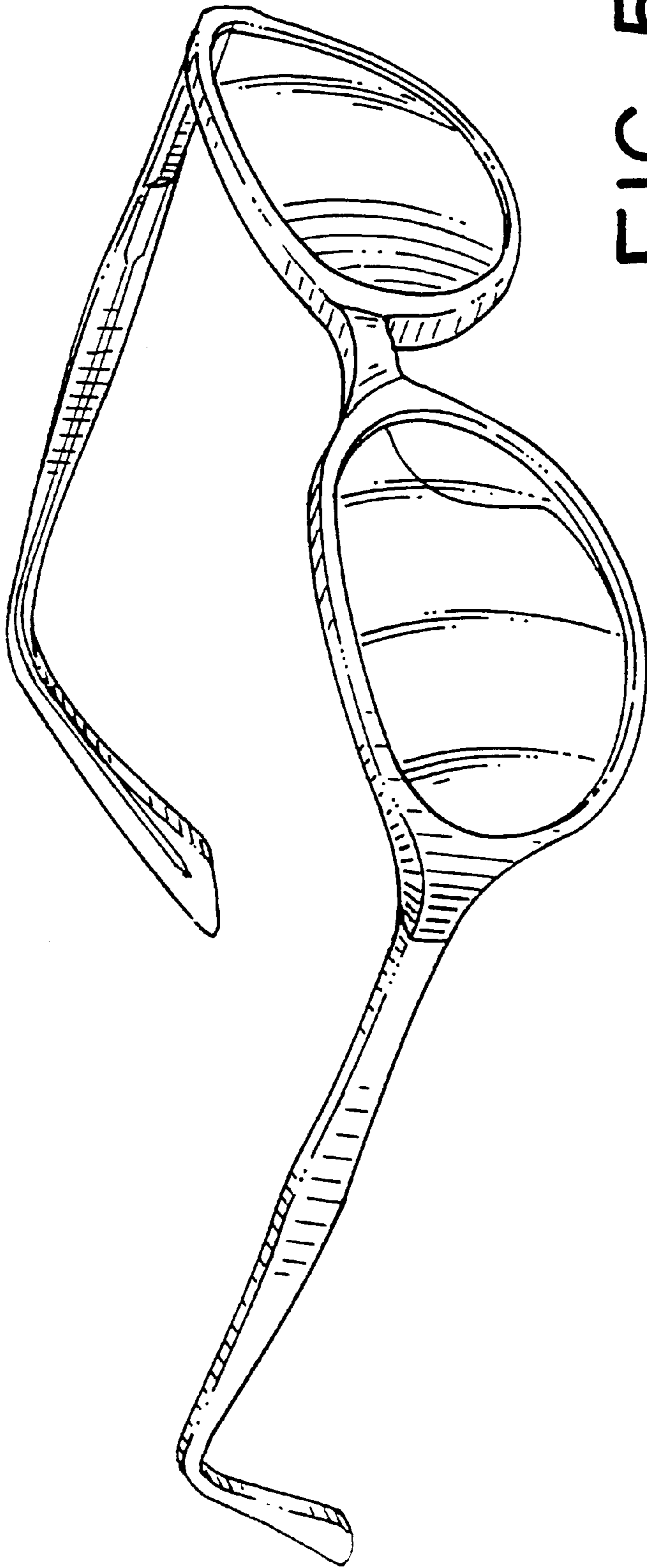


FIG. 5