



US00D424595S

**United States Patent** [19]  
**Polland**

[11] **Patent Number: Des. 424,595**

[45] **Date of Patent: \*\* May 9, 2000**

[54] **SPECTACLE FRAME**

2,516,549 7/1950 Chappell ..... D16/315

[75] Inventor: **Martin Polland**, Wolfsburg, Germany

*Primary Examiner*—Raphael Barkai  
*Attorney, Agent, or Firm*—Cohen, Pontani, Lieberman & Pavane

[73] Assignee: **Volkswagen A.G.**, Wolfsburg, Germany

[\*\*] Term: **14 Years**

[57] **CLAIM**

[21] Appl. No.: **29/097,613**

The ornamental design for spectacle frame, as shown and described.

[22] Filed: **Dec. 10, 1998**

**DESCRIPTION**

[51] **LOC (7) Cl.** ..... **16-06**

[52] **U.S. Cl.** ..... **D16/315**

[58] **Field of Search** ..... D16/101, 300-330,  
D16/335; 351/41, 44, 51, 52, 57-59, 103,  
111, 158; D29/109, 110

FIG. 1 is a front perspective view of the spectacle frame of the present invention with the lenses shown in broken lines as not constituting part of the claimed design, the lens not being depicted in the remaining views;

FIG. 2 is a front elevational view thereof with the frame folded;

FIG. 3 is a rear elevational view thereof with the frame folded;

FIG. 4 is a right side view of FIG. 1;

FIG. 5 is a left side view thereof;

FIG. 6 is a top view thereof; and,

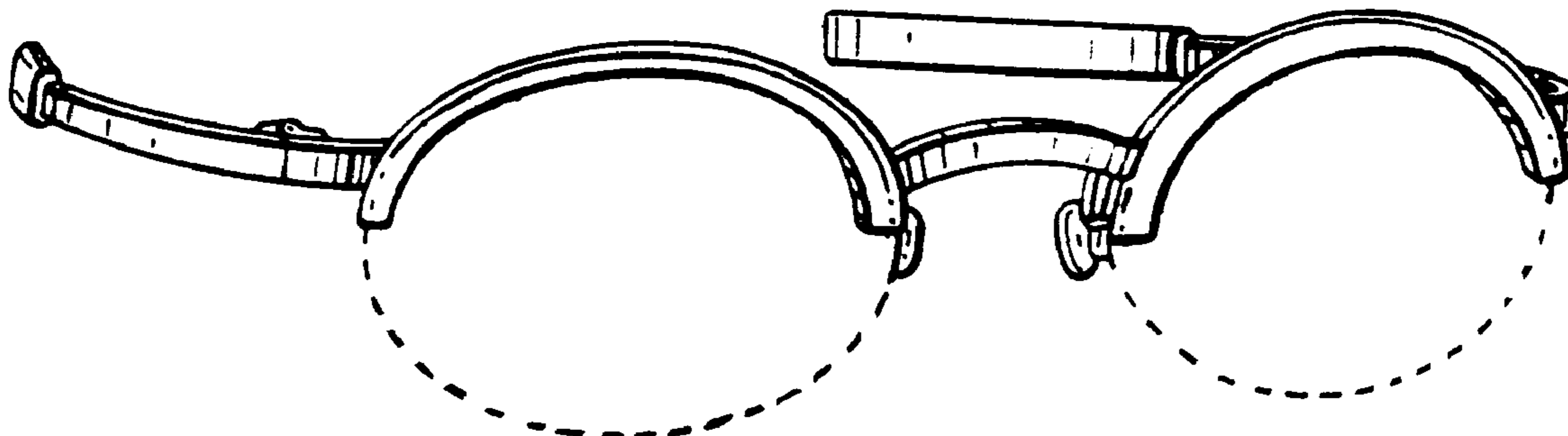
FIG. 7 is a bottom view thereof.

[56] **References Cited**

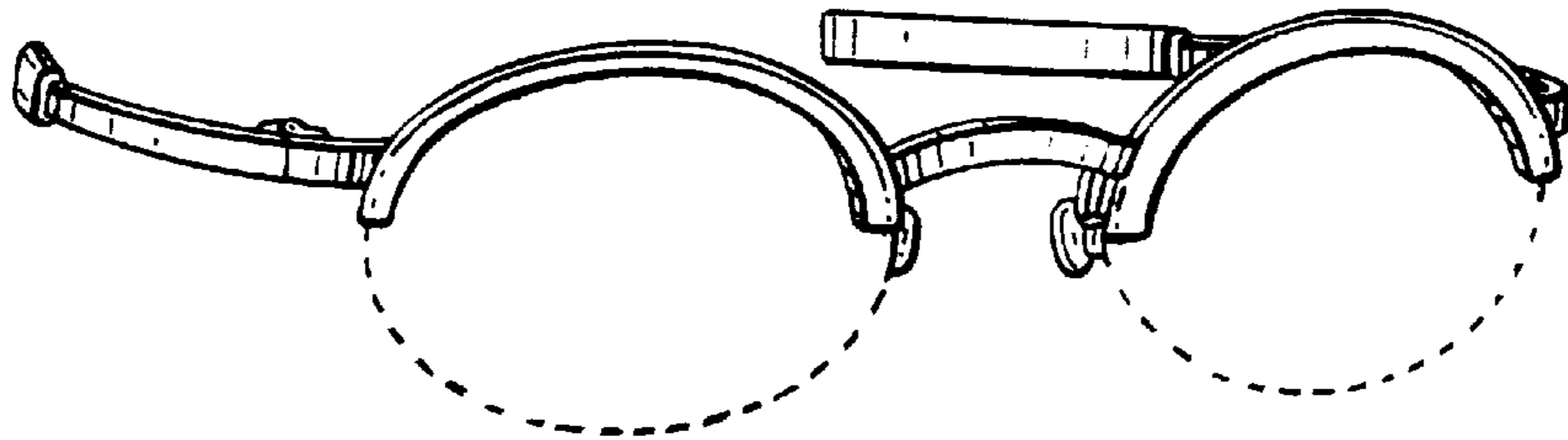
**U.S. PATENT DOCUMENTS**

D. 168,380	12/1952	Schumacher et al.	.....	D16/315
D. 191,014	8/1961	Maitenaz	.....	D16/315
D. 371,567	7/1996	Fukuchi	.....	D16/315
D. 381,036	7/1997	Kimura	.....	D16/335
D. 400,909	11/1998	Simioni	.....	D16/327

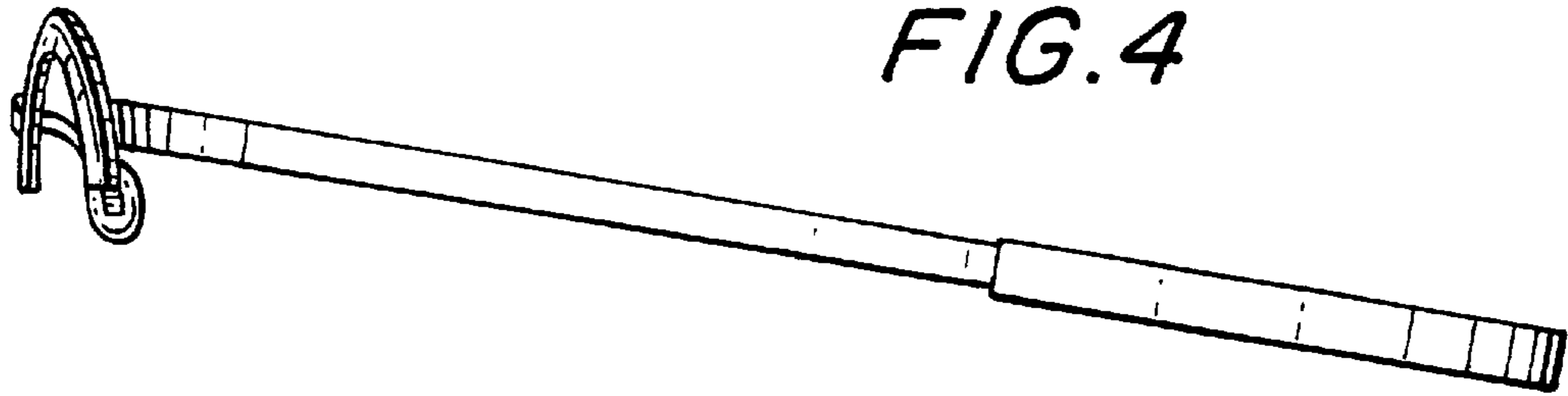
**1 Claim, 3 Drawing Sheets**



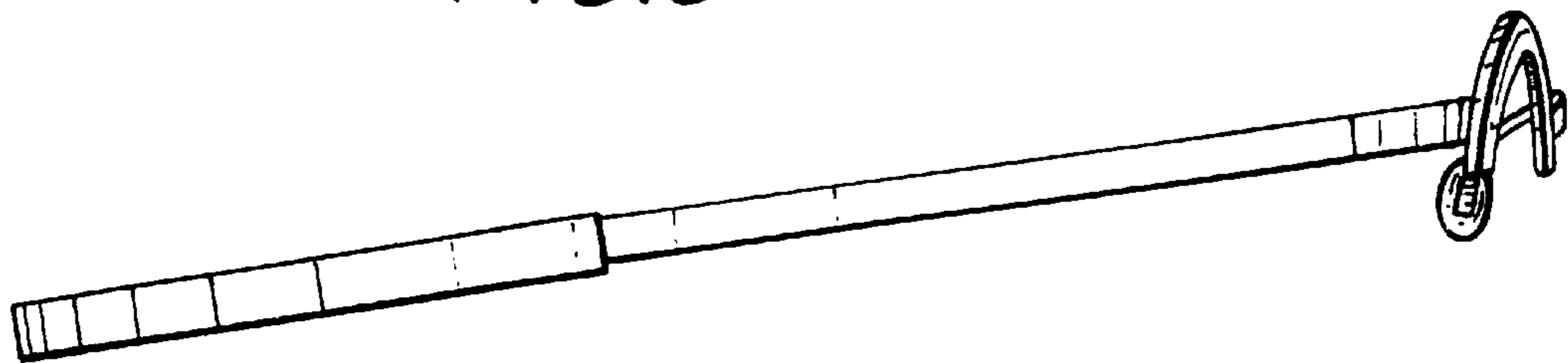
*FIG. 1*




*FIG. 4*




*FIG. 5*

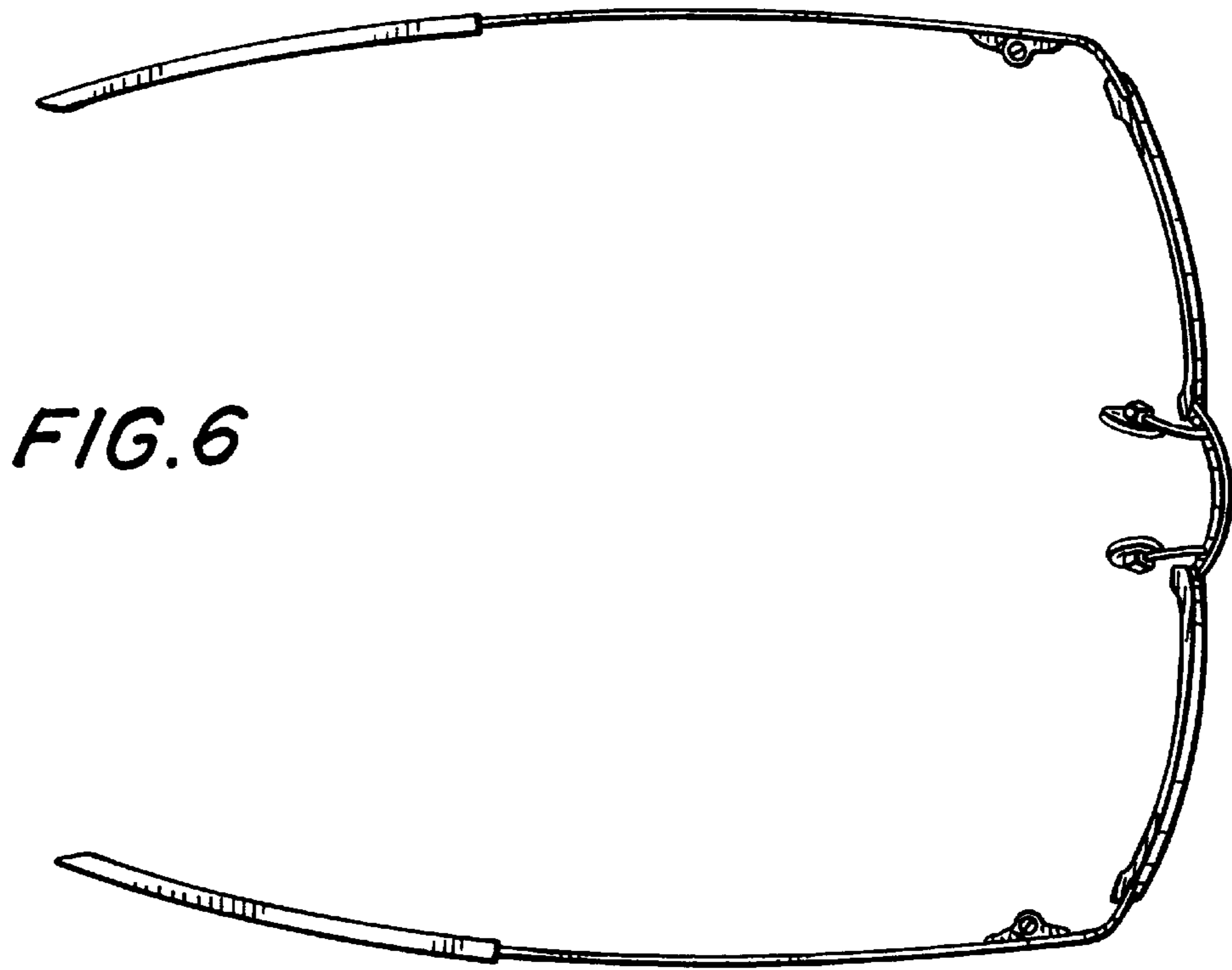




*FIG. 2*



*FIG. 3*



*FIG. 7*

