



US00D424569S

United States Patent [19]
Augusta

[11] **Patent Number: Des. 424,569**

[45] **Date of Patent: ** May 9, 2000**

[54] **SURFER ANTENNA-TOPPER**

[76] **Inventor: Mark Augusta, 120 N. Helix Ave., Solana Beach, Calif. 92075**

[**] **Term: 14 Years**

[21] **Appl. No.: 29/083,957**

[22] **Filed: Feb. 20, 1998**

[51] **LOC (7) Cl. 14-03**

[52] **U.S. Cl. D14/232; D21/643**

[58] **Field of Search D14/230-238, D14/299; D11/160; 428/542.2, 542.4; 343/704, 720, 721, 840-842, 824, 866, 715, 872, 873, 907, 908; D3/211; D12/172; D21/594, 631, 635, 643, 576, 398; 446/153-159**

[56] **References Cited**

U.S. PATENT DOCUMENTS

- D. 307,980 5/1990 Walters D3/211
- D. 312,491 11/1990 Roland D21/635
- D. 324,706 3/1992 Gibson D21/635

- D. 330,348 10/1992 Roper, Jr. D11/160
- D. 404,738 1/1999 Augusta D14/232
- D. 404,739 1/1999 Augusta D14/232
- 4,923,427 5/1990 Roland 446/153

Primary Examiner—Louis S. Zarfes
Assistant Examiner—Greg Andoll
Attorney, Agent, or Firm—Steins & Associates


[57] **CLAIM**

What is claimed is the ornamental design for a surfer antenna-topper, as shown.

DESCRIPTION

FIG. 1 is a front perspective view of a surfer antenna topper, showing my new design.
FIG. 2 is a side view;
FIG. 3 is a side view;
FIG. 4 is a front view;
FIG. 5 is a back view;
FIG. 6 is a top view; and,
FIG. 7 is a bottom view.

1 Claim, 3 Drawing Sheets






Fig. 1



Fig. 2

Fig. 3

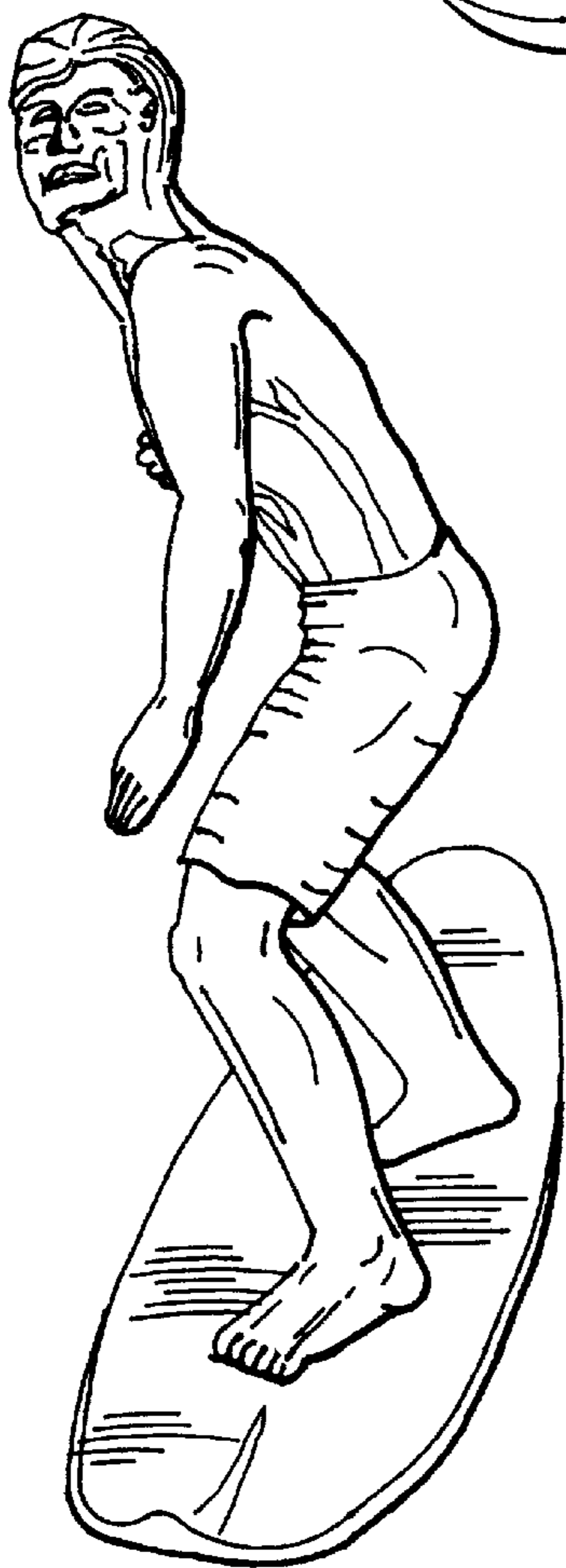



Fig. 4

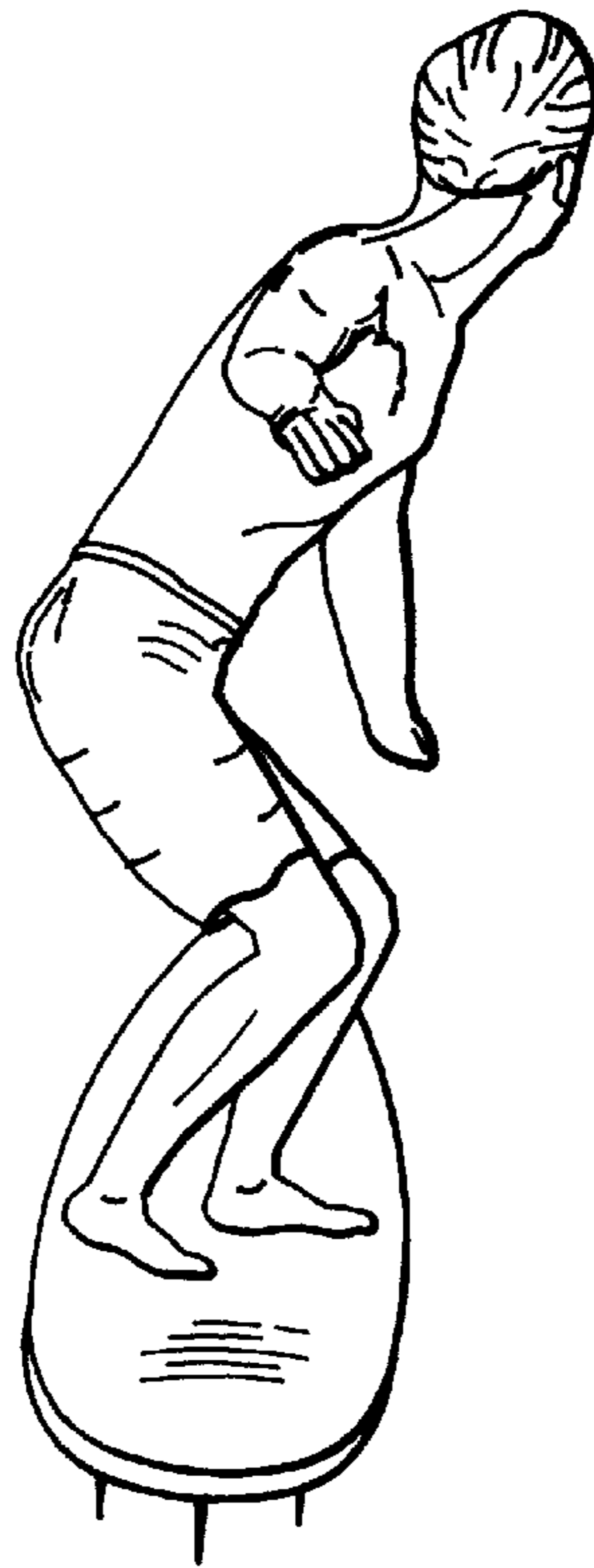


Fig. 5

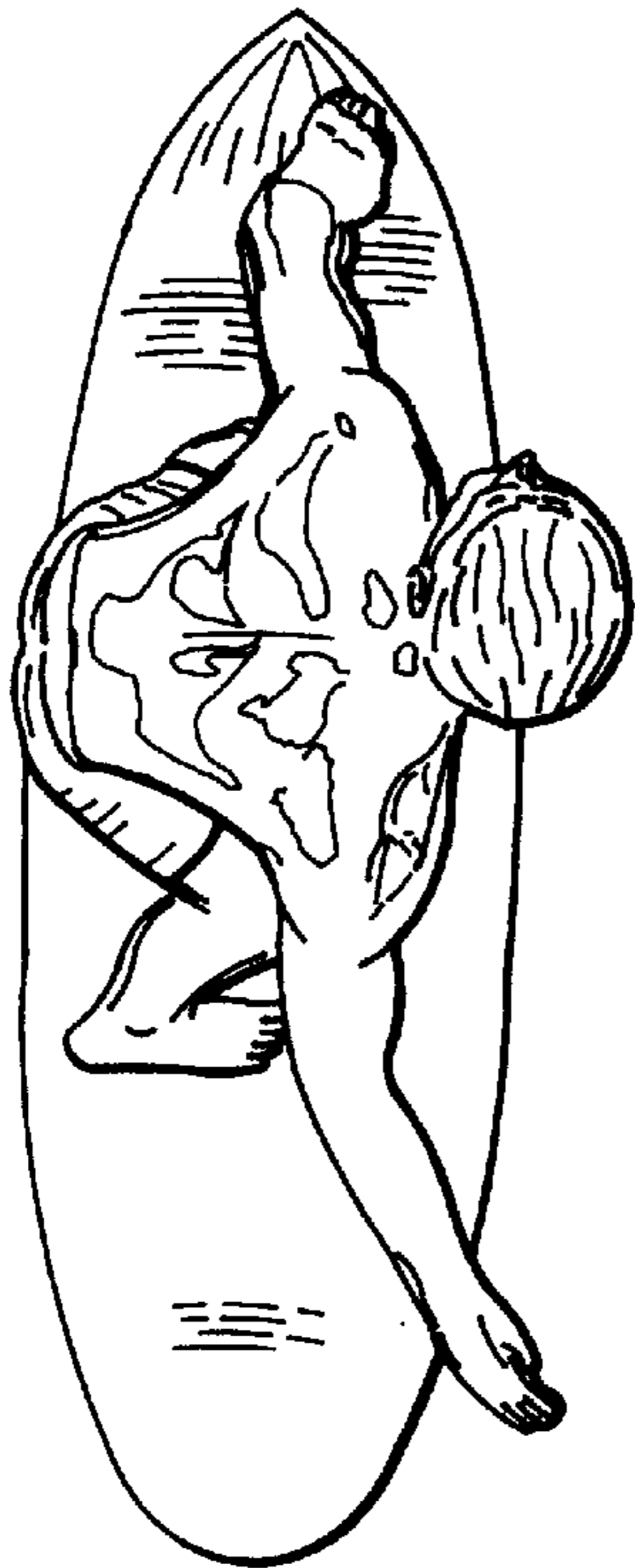


Fig. 6

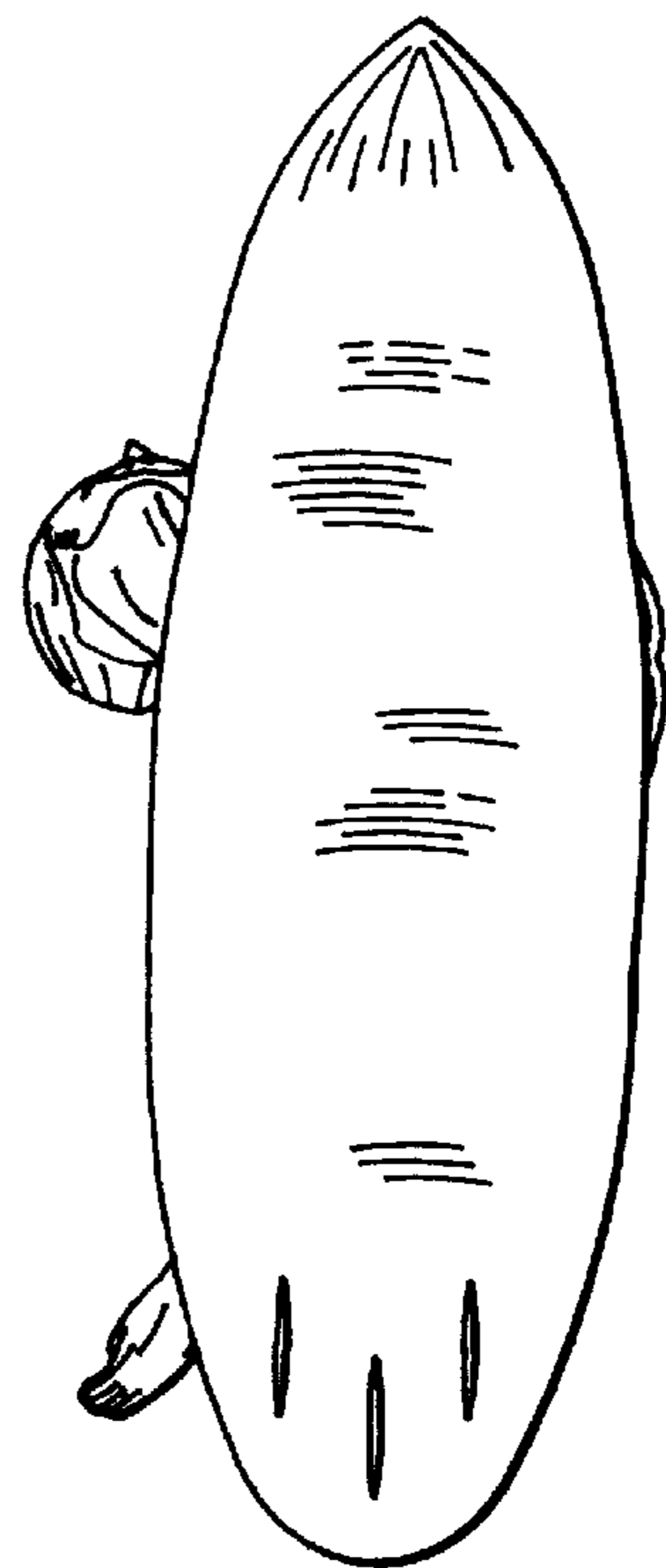


Fig. 7