



US00D424563S

United States Patent [19]
Schmeichel et al.

[11] **Patent Number: Des. 424,563**
[45] **Date of Patent: ** May 9, 2000**

[54] **TOWER MOUNTED AMPLIFIER**

D. 398,304 9/1998 Murray et al. D14/188 X

[75] Inventors: **Mark Schmeichel**, Schaumburg; **Len Washington, Jr.**, Chicago, both of Ill.

Primary Examiner—Nanda Bondade
Attorney, Agent, or Firm—Vedder Price Kaufman & Kammholz

[73] Assignee: **Andrew Corporation**, Addison, Ill.

[57] **CLAIM**

[**] Term: **14 Years**

The ornamental design for a tower mounted amplifier, as shown and described.

[21] Appl. No.: **29/100,276**

DESCRIPTION

[22] Filed: **Feb. 8, 1999**

[51] **LOC (7) Cl.** **14-03**

[52] **U.S. Cl.** **D14/188**

[58] **Field of Search** D14/137-138,
D14/188, 192-198, 265, 299; 455/344,
347, 350, 351

FIG. 1 is a perspective view of a tower mounted amplifier showing our new design.

FIG. 2 is a top plan view thereof;

FIG. 3 is a bottom plan view thereof;

FIG. 4 is a side elevational view of one side thereof, the opposite side being a mirror image thereof;

FIG. 5 is a front elevational view thereof; and,

FIG. 6 is a rear elevational view thereof.

The broken line shown in FIG. 3 is for illustrative purposes only and forms no part of the claimed design.

[56] **References Cited**

U.S. PATENT DOCUMENTS

- D. 347,004 5/1994 Beaumont et al. D14/188 X
- D. 389,824 1/1998 Woolley et al. D14/188 X

1 Claim, 2 Drawing Sheets




FIG. 2

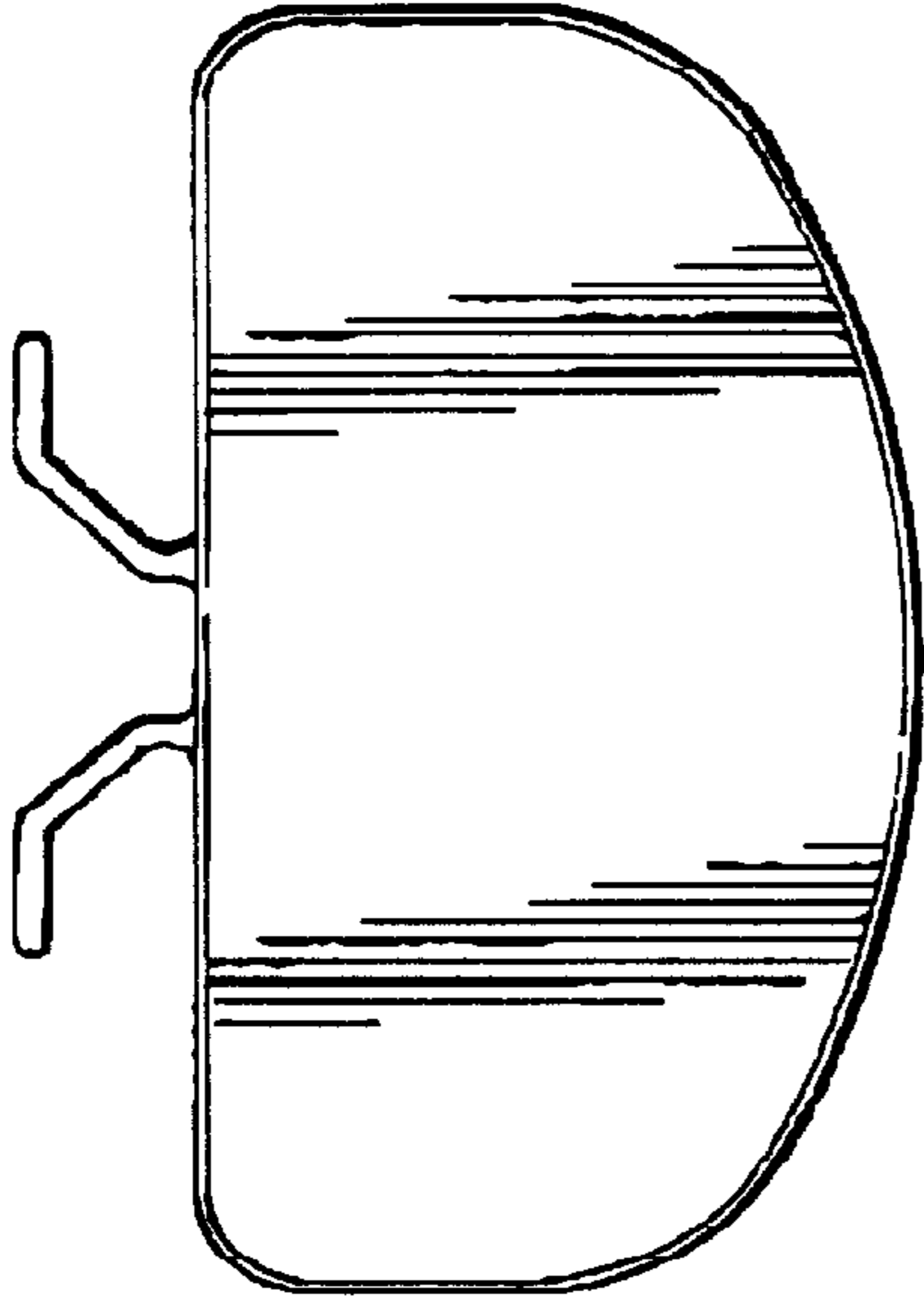


FIG. 3

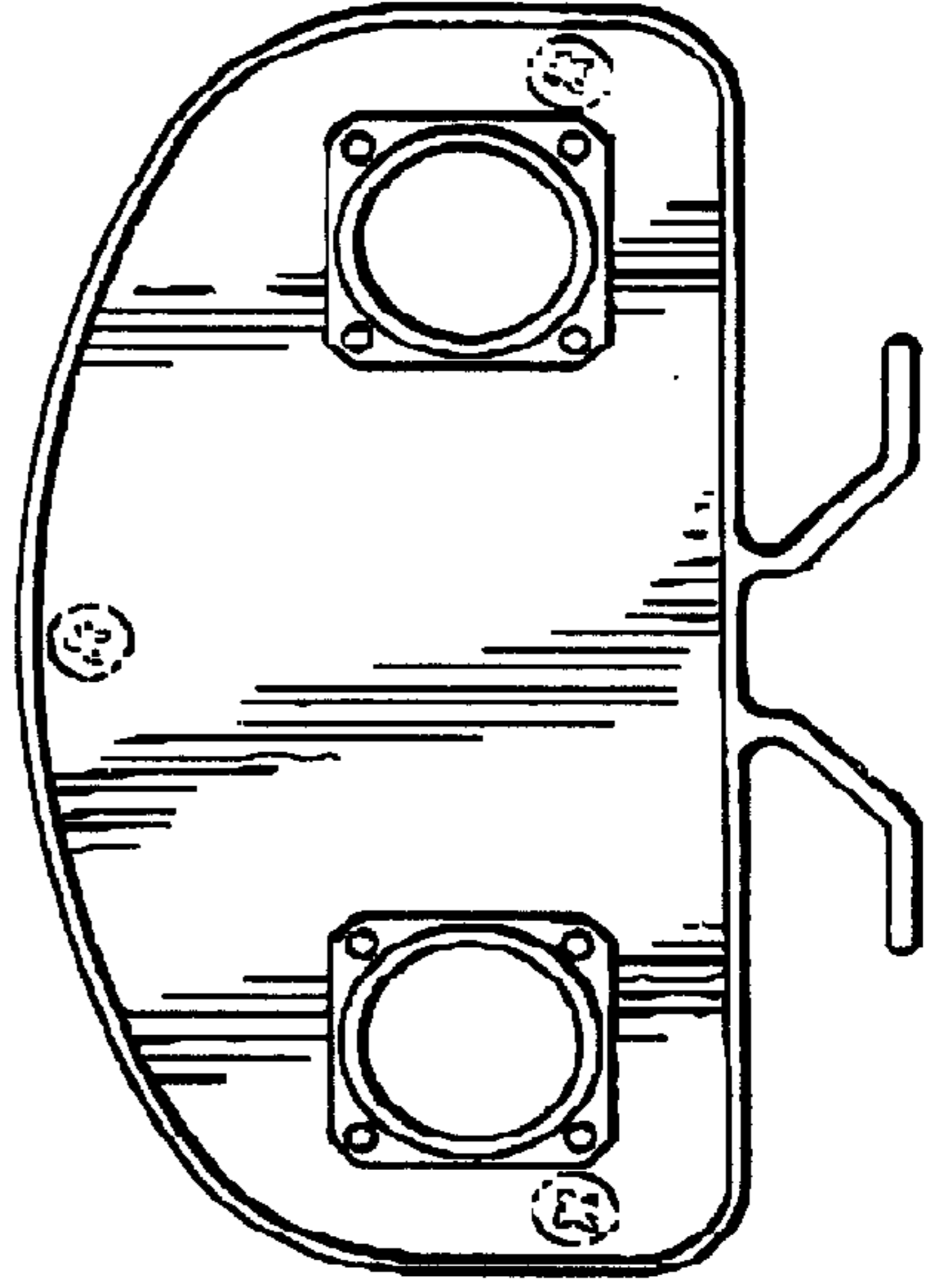


FIG. 1




FIG.6

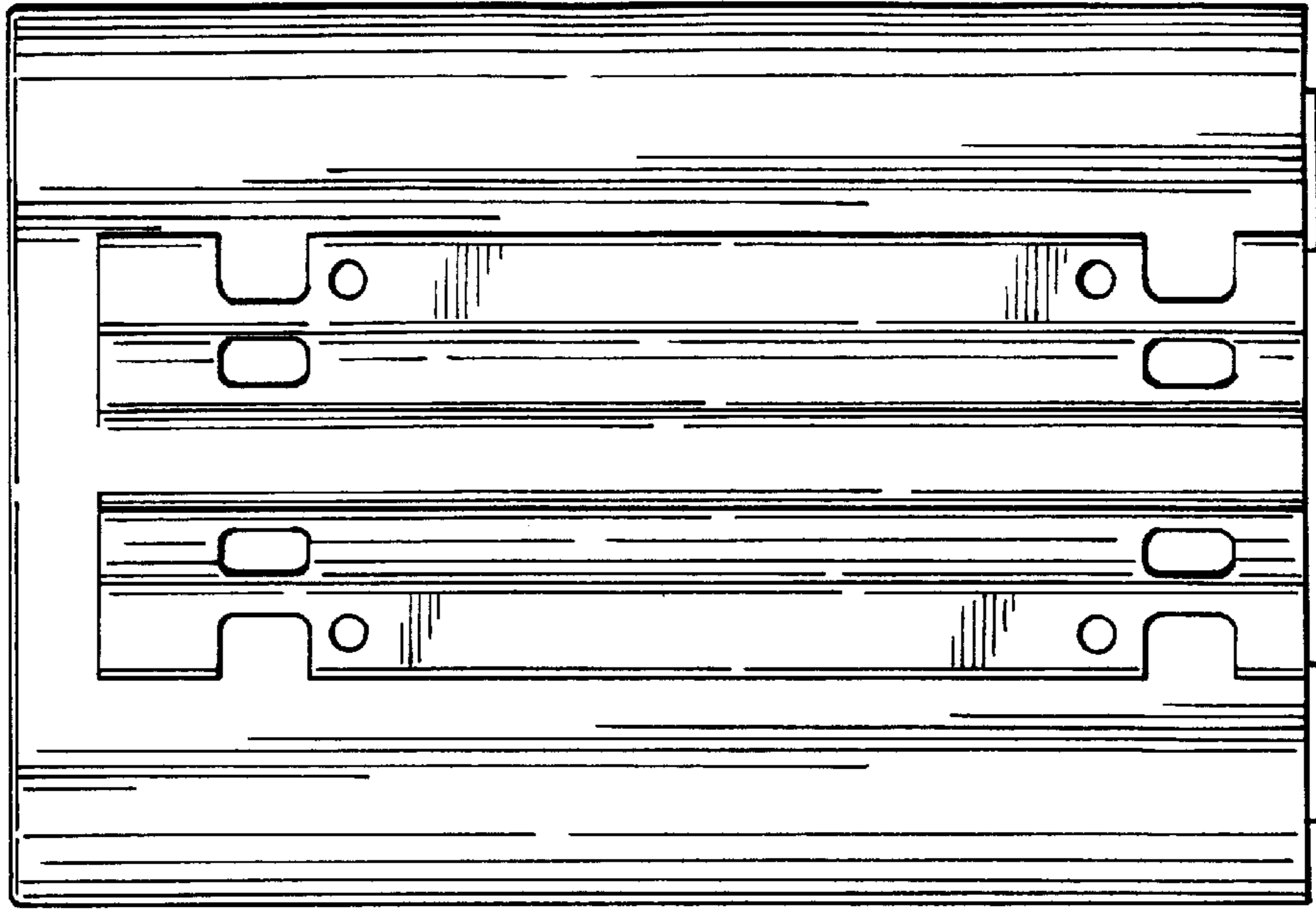


FIG.5




FIG.4

